



JAKARTA EE

Jakarta Enterprise Beans, Core Features

Jakarta Enterprise Beans Team, <https://projects.eclipse.org/projects/ee4j.ejb>

4.0-SNAPSHOT, May 09, 2020

Table of Contents

Copyright	1
Eclipse Foundation Specification License	1
Disclaimers	2
1. Introduction	3
1.1. Target Audience	3
1.2. What is New in This Release	3
1.3. What was New in Enterprise Beans 3.1	4
1.3.1. What was New in Enterprise Beans 3.0	4
1.4. Acknowledgements	5
1.5. Organization of the Specification Documents	5
1.6. Document Conventions	6
2. Overview	7
2.1. Overall Goals	7
2.2. Enterprise Beans Roles	7
2.2.1. Enterprise Bean Provider	8
2.2.2. Application Assembler	8
2.2.3. Deployer	9
2.2.4. Enterprise Beans Server Provider	10
2.2.5. Enterprise Beans Container Provider	10
2.2.6. System Administrator	11
2.3. Enterprise Beans	11
2.3.1. Characteristics of Enterprise Beans	11
2.3.2. Flexible Model	11
2.4. Enterprise Bean Object Types	12
2.4.1. Session Objects	12
2.4.2. Message-Driven Objects	13
2.4.3. Entity Objects (Optional)	13
2.5. Standard Mapping to CORBA Protocols	13
2.6. Mapping to Web Service Protocols	14
2.7. Pruning the Enterprise Beans API	14
2.8. Relationship to Jakarta Managed Beans	14
2.9. Relationship to Jakarta Contexts and Dependency Injection	15
2.10. Relationship to Jakarta RESTful Web Services	15
3. Client View of a Session Bean	16
3.1. Overview	16
3.2. Local, Remote, and Web Service Client Views	17

3.2.1. Remote Clients	18
3.2.2. Local Clients	18
3.2.3. Choosing Between a Local or Remote Client View	19
3.2.4. Web Service Clients	20
3.3. Enterprise Beans Container	21
3.4. Client View of Session Beans Written to the Enterprise Beans 3.x Simplified API	21
3.4.1. Obtaining a Session Bean's Business Interface	21
3.4.2. Obtaining a Reference to the No-interface View	22
3.4.3. Session Bean's Business Interface	23
3.4.4. Session Bean's No-Interface View	23
3.4.5. Client View of Session Object's Life Cycle	24
3.4.6. Example of Obtaining and Using a Session Object	24
3.4.7. Session Object Identity	25
3.4.7.1. Stateful Session Beans	25
3.4.7.2. Stateless Session Beans	26
3.4.7.3. Singleton Session Beans	27
3.4.8. Asynchronous Invocations	27
3.4.8.1. Return Values	28
3.4.9. Concurrent Access to Session Bean References	29
3.5. The Web Service Client View of a Stateless or Singleton Session Bean	29
3.5.1. Jakarta XML Web Services Clients	30
3.6. Remote and Local Client View of Session Beans Written to the Enterprise Beans 2.1 Client View API	31
3.6.1. Locating a Session Bean's Home Interface	31
3.6.2. Session Bean's Remote Home Interface	32
3.6.2.1. Creating a Session Object	33
3.6.2.2. Removing a Session Object	33
3.6.3. Session Bean's Local Home Interface	33
3.6.3.1. Creating a Session Object	34
3.6.3.2. Removing a Session Object	34
3.6.4. EJBObject and EJBLocalObject	35
3.6.5. Client view of Session Object's Life Cycle	35
3.6.5.1. References to Session Object Remote Component Interfaces	36
3.6.5.2. References to Session Object Local Component Interfaces	37
3.6.6. Creating and Using a Session Object	37
3.6.7. Object Identity	38
3.6.7.1. Stateful Session Beans	39
3.6.7.2. Stateless Session Beans	39

3.6.7.3. getPrimaryKey()	40
3.6.8. Type Narrowing	40
4. Session Bean Component Contract	41
4.1. Overview	41
4.2. Conversational State of a Stateful Session Bean	42
4.2.1. Instance Passivation and Conversational State	42
4.2.2. The Effect of Transaction Rollback on Conversational State	45
4.3. Protocol Between a Session Bean Instance and its Container	45
4.3.1. Required Session Bean Metadata	45
4.3.2. Dependency Injection	45
4.3.3. The SessionContext Interface	46
4.3.3.1. Use of the MessageContext Interface by Session Beans	47
4.3.4. Session Bean Lifecycle Callback Interceptor Methods	47
4.3.5. The SessionBean Interface	48
4.3.6. The Session Synchronization Notifications for Stateful Session Beans	49
4.3.7. Timeout Callbacks for Stateless and Singleton Session Beans	50
4.3.8. Business Method Delegation	51
4.3.9. Session Bean Creation	51
4.3.9.1. Stateful Session Beans	51
4.3.9.2. Stateless Session Beans	52
4.3.10. Stateful Session Bean Removal	52
4.3.11. Stateful Session Bean Timeout	52
4.3.12. Business Method Interceptor Methods for Session Beans	53
4.3.13. Serializing Session Bean Methods	53
4.3.13.1. Stateful Session Bean Concurrent Access Timeouts	54
4.3.14. Transaction Context of Session Bean Methods	54
4.4. Access in the Global JNDI Namespace	55
4.4.1. Syntax	55
4.4.1.1. java:app	56
4.4.1.2. java:module	56
4.4.2. Examples	56
4.4.2.1. Session bean exposing a single local business interface	56
4.4.2.2. Session bean exposing multiple client views	58
4.5. Asynchronous Methods	58
4.5.1. Metadata	59
4.5.2. Method Requirements	59
4.5.2.1. Return Values	59
4.5.2.2. Method cancellation	60

4.5.3. Transactions	60
4.5.4. Security	60
4.5.5. Client Exception Behavior	60
4.6. Stateful Session Beans	60
4.6.1. Stateful Session Bean Lifecycle State Diagram	60
4.6.2. Operations Allowed in the Methods of a Stateful Session Bean Class	63
4.6.3. Dealing with Exceptions	68
4.6.4. Missed PreDestroy Calls	68
4.6.5. Disabling Passivation of Stateful Session Beans	68
4.6.6. Transaction Semantics of Initialization, Destruction, Activation and Passivation	69
4.6.7. Restrictions for Transactions	69
4.7. Stateless Session Beans	70
4.7.1. Stateless Session Bean Lifecycle State Diagram	71
4.7.2. Operations Allowed in the Methods of a Stateless Session Bean Class	71
4.7.3. Dealing with Exceptions	75
4.8. Singleton Session Beans	76
4.8.1. Singleton Session Bean Initialization	77
4.8.2. Singleton Session Bean Destruction	79
4.8.3. Transaction Semantics of Initialization and Destruction	79
4.8.4. Singleton Session Bean Error Handling	79
4.8.5. Singleton Session Bean Concurrency	80
4.8.5.1. Container-Managed Concurrency	81
4.8.5.2. Bean-Managed Concurrency	82
4.8.5.3. Specification of a Concurrency Management Type	82
4.8.5.4. Specification of the Container-Managed Concurrency Metadata for a Bean's Methods	82
4.8.5.5. Concurrent Access Timeouts	84
4.8.6. Operations Allowed in the Methods of a Singleton Session Bean	85
4.9. The Responsibilities of the Bean Provider	88
4.9.1. Classes and Interfaces	88
4.9.2. Session Bean Class	89
4.9.2.1. Session Bean Superclasses	90
4.9.3. Lifecycle Callback Interceptor Methods	90
4.9.4. Session Synchronization Methods	91
4.9.5. ejbCreate<METHOD> Methods	91
4.9.6. Business Methods	92
4.9.7. Session Bean's Business Interface	92
4.9.8. Session Bean's No-Interface View	95
4.9.9. Session Bean's Remote Component Interface	95

4.9.10. Session Bean's Remote Home Interface	96
4.9.11. Session Bean's Local Component Interface	97
4.9.12. Session Bean's Local Home Interface	97
4.9.13. Session Bean's Web Service Endpoint Interface	97
4.10. The Responsibilities of the Container Provider	98
4.10.1. Generation of Implementation Classes	98
4.10.2. Generation of WSDL	99
4.10.3. Session Business Interface Implementation Class	99
4.10.4. No-Interface View Reference Class	99
4.10.5. Session EJBHome Class	99
4.10.6. Session EJBObject Class	99
4.10.7. Session EJBLocalHome Class	100
4.10.8. Session EJBLocalObject Class	100
4.10.9. Web Service Endpoint Implementation Class	100
4.10.10. Asynchronous Client Future<V> Return Value Implementation Class	100
4.10.11. Handle Classes	100
4.10.12. EJBMetaData Class	100
4.10.13. Non-reentrant Instances	100
4.10.14. Transaction Scoping, Security, Exceptions	101
4.10.15. Jakarta XML Web Services Message Handlers for Web Service Endpoints	101
4.10.16. SessionContext	101
5. Message-Driven Bean Component Contract	103
5.1. Overview	103
5.2. Goals	103
5.3. Client View of a Message-Driven Bean	104
5.4. Protocol Between a Message-Driven Bean Instance and its Container	105
5.4.1. Required MessageDrivenBean Metadata	105
5.4.2. The Required Message Listener Interface	105
5.4.3. Message-Driven Bean with No-Methods Listener Interface	106
5.4.4. Dependency Injection	106
5.4.5. The MessageDrivenContext Interface	107
5.4.6. Message-Driven Bean Lifecycle Callback Interceptor Methods	107
5.4.7. The Optional MessageDrivenBean Interface	108
5.4.8. Timeout Callbacks	109
5.4.9. Message-Driven Bean Creation	109
5.4.10. Message Listener Interceptor Methods for Message-Driven Beans	109
5.4.11. Serializing Message-Driven Bean Methods	109
5.4.12. Concurrency of Message Processing	109

5.4.13. Transaction Context of Message-Driven Bean Methods	110
5.4.14. Security Context of Message-Driven Bean Methods	110
5.4.15. Association of a Message-Driven Bean with a Destination or Endpoint	110
5.4.16. Activation Configuration Properties	111
5.4.17. Jakarta Messaging Message-Driven Beans	111
5.4.17.1. Message Acknowledgment	111
5.4.17.2. Message Selectors	111
5.4.17.3. Destination Type	112
5.4.17.4. Destination Lookup	112
5.4.17.5. Connection Factory Lookup	113
5.4.17.6. Subscription Durability	113
5.4.17.7. Subscription Name	113
5.4.17.8. Client Identifier	114
5.4.18. Dealing with Exceptions	114
5.4.19. Missed PreDestroy Callbacks	114
5.4.20. Replying to a Jakarta Messaging Message	115
5.5. Message-Driven Bean State Diagram	115
5.5.1. Operations Allowed in the Methods of a Message-Driven Bean Class	116
5.6. The Responsibilities of the Bean Provider	118
5.6.1. Classes and Interfaces	118
5.6.2. Message-Driven Bean Class	118
5.6.3. Message-Driven Bean Superclasses	119
5.6.4. Message Listener Method	119
5.6.5. Message-Driven Bean with No-Methods Listener Interface	119
5.6.6. Lifecycle Callback Interceptor Methods	120
5.7. The Responsibilities of the Container Provider	120
5.7.1. Generation of Implementation Classes	120
5.7.2. Deployment of Message-Driven Beans with No-Methods Listener Interface	121
5.7.3. Deployment of Jakarta Messaging Message-Driven Beans	121
5.7.4. Request/Response Messaging Types	121
5.7.5. Non-reentrant Instances	121
5.7.6. Transaction Scoping, Security, Exceptions	121
6. Persistence	122
7. Interceptors	123
7.1. Overview	123
7.2. Interceptor Life Cycle	123
7.3. Business Method Interceptors	123
7.4. Timer Timeout Method Interceptors	124

7.5. Interceptors for LifeCycle Event Callbacks	124
7.6. InvocationContext	124
7.7. Exception Handling	125
7.8. Specification of Interceptors in the Deployment Descriptor	125
7.8.1. Specification of Interceptors	125
7.8.2. Binding of Interceptors to Target Classes	125
7.8.2.1. Examples	128
8. Support for Transactions	131
8.1. Overview	131
8.1.1. Transactions	131
8.1.2. Transaction Model	132
8.1.3. Relationship to Jakarta Transactions	132
8.2. Sample Scenarios	133
8.2.1. Update of Multiple Databases	133
8.2.2. Messages Sent or Received Over Jakarta Messaging Sessions and Update of Multiple Databases	133
8.2.3. Update of Databases via Multiple Enterprise Beans Servers	135
8.2.4. Client-Managed Demarcation	136
8.2.5. Container-Managed Demarcation	136
8.3. Bean Provider's Responsibilities	138
8.3.1. Bean-Managed Versus Container-Managed Transaction Demarcation	138
8.3.1.1. Non-Transactional Execution	138
8.3.2. Isolation Levels	138
8.3.3. Enterprise Beans Using Bean-Managed Transaction Demarcation	139
8.3.3.1. getRollbackOnly and setRollbackOnly Methods	145
8.3.4. Enterprise Beans Using Container-Managed Transaction Demarcation	146
8.3.4.1. jakarta.ejb.SessionSynchronization Interface	147
8.3.4.2. jakarta.ejb.EJBContext.setRollbackOnly Method	147
8.3.4.3. jakarta.ejb.EJBContext.getRollbackOnly method	148
8.3.5. Use of Jakarta Messaging APIs in Transactions	148
8.3.6. Specification of a Bean's Transaction Management Type	148
8.3.7. Specification of the Transaction Attributes for a Bean's Methods	149
8.3.7.1. Specification of Transaction Attributes with Metadata Annotations	151
8.3.7.2. Specification of Transaction Attributes in the Deployment Descriptor	153
8.4. Application Assembler's Responsibilities	156
8.5. Deployer's Responsibilities	157
8.6. Container Provider Responsibilities	157
8.6.1. Bean-Managed Transaction Demarcation	157

8.6.2. Container-Managed Transaction Demarcation for Session Beans	160
8.6.2.1. Session Synchronization Callbacks	160
8.6.3. Container-Managed Transaction Demarcation for Business Methods	160
8.6.3.1. NOT_SUPPORTED	161
8.6.3.2. REQUIRED	161
8.6.3.3. SUPPORTS	161
8.6.3.4. REQUIRES_NEW	162
8.6.3.5. MANDATORY	162
8.6.3.6. NEVER	162
8.6.3.7. Transaction Attribute Summary	163
8.6.3.8. Handling of setRollbackOnly Method	164
8.6.3.9. Handling of getRollbackOnly Method	164
8.6.3.10. Handling of getUserTransaction Method	164
8.6.3.11. Timing of Return Value Marshalling with Regard to Transaction Boundaries	164
8.6.4. Container-Managed Transaction Demarcation for Message-Driven Beans	164
8.6.5. Container-Managed Transaction Demarcation for Message Listener Methods	165
8.6.5.1. NOT_SUPPORTED	165
8.6.5.2. REQUIRED	165
8.6.5.3. Handling of setRollbackOnly Method	166
8.6.5.4. Handling of getRollbackOnly Method	166
8.6.5.5. Handling of getUserTransaction Method	166
8.6.6. Local Transaction Optimization	166
8.6.7. Handling of Methods that Run with "an unspecified transaction context"	166
8.7. Access from Multiple Clients in the Same Transaction Context	167
8.7.1. Transaction "Diamond" Scenario with an Entity Object	168
8.7.2. Container Provider's Responsibilities	169
8.7.3. Bean Provider's Responsibilities	169
8.7.4. Application Assembler and Deployer's Responsibilities	169
8.7.5. Transaction Diamonds involving Session Objects	170
9. Exception Handling	172
9.1. Overview and Concepts	172
9.1.1. Application Exceptions	172
9.1.2. Goals for Exception Handling	172
9.2. Bean Provider's Responsibilities	173
9.2.1. Application Exceptions	173
9.2.2. System Exceptions	174
9.3. Container Provider Responsibilities	176
9.3.1. Exceptions from a Session Bean's Business Interface Methods and No-Interface View	176

Methods	
9.3.2. Exceptions from Method Invoked via Session Bean's 2.1 Client View or through Web Service Client View	180
9.3.3. Exceptions from AroundConstruct, PostConstruct and PreDestroy Lifecycle Callbacks	184
9.3.4. Exceptions from Message-Driven Bean Message Listener Methods	185
9.3.5. Exceptions from an Enterprise Bean's Timeout Callback Method	187
9.3.6. Exceptions from Other Container-invoked Callbacks	188
9.3.7. Non-existing Stateful Session Object	189
9.3.8. Exceptions from the Management of Container-Managed Transactions	189
9.3.9. Release of Resources	190
9.3.10. Support for Deprecated Use of java.rmi.RemoteException	190
9.4. Client's View of Exceptions	190
9.4.1. Application Exception	191
9.4.1.1. Local and Remote Clients	191
9.4.1.2. Web Service Clients	191
9.4.2. java.rmi.RemoteException and jakarta.ejb.EJBException	192
9.4.2.1. jakarta.ejb.EJBTransactionRolledbackException, jakarta.ejb.TransactionRolledbackLocalException, and jakarta.transaction.TransactionRolledbackException	193
9.4.2.2. jakarta.ejb.EJBTransactionRequiredException, jakarta.ejb.TransactionRequiredLocalException, and jakarta.transaction.TransactionRequiredException	193
9.4.2.3. jakarta.ejb.NoSuchEJBException, jakarta.ejb.NoSuchObjectLocalException, and java.rmi.NoSuchObjectException	193
9.5. System Administrator's Responsibilities	194
10. Support for Distributed Interoperability	195
10.1. Support for Distribution	195
10.1.1. Client-Side Objects in a Distributed Environment	195
10.2. Interoperability Overview	196
10.2.1. Interoperability Goals	197
10.3. Interoperability Scenarios	198
10.3.1. Interactions Between Web Containers and Enterprise Beans Containers for E-Commerce Applications	198
10.3.2. Interactions Between Application Client Containers and Enterprise Beans Containers Within an Enterprise's Intranet	199
10.3.3. Interactions Between Two Enterprise Beans Containers in an Enterprise's Intranet	200
10.3.4. Intranet Application Interactions Between Web Containers and Enterprise Beans Containers	201

10.4. Overview of Interoperability Requirements	201
10.5. Remote Invocation Interoperability	202
10.5.1. Mapping Java Remote Interfaces to IDL	202
10.5.2. Mapping Value Objects to IDL	203
10.5.3. Mapping of System Exceptions	203
10.5.4. Obtaining Stub and Client View Classes	203
10.5.5. System Value Classes	204
10.5.5.1. HandleDelegate SPI	204
10.6. Transaction Interoperability	205
10.6.1. Transaction Interoperability Requirements	206
10.6.1.1. Transaction Context Wire Format	206
10.6.1.2. Two-Phase Commit Protocol	206
10.6.1.3. Transactional Policies of Enterprise Bean References	208
10.6.1.4. Exception Handling Behavior	208
10.6.2. Interoperating with Containers that do not Implement Transaction Interoperability	209
10.6.2.1. Client Container Requirements	209
10.6.2.2. Enterprise Beans container requirements	209
10.7. Requirements for Enterprise Beans Containers not Supporting Transaction Interoperability	210
10.8. Naming Interoperability	211
10.9. Security Interoperability	212
10.9.1. Introduction	212
10.9.1.1. Trust Relationships Between Containers, Principal Propagation	213
10.9.1.2. Application Client Authentication	214
10.9.2. Securing Enterprise Beans Invocations	214
10.9.2.1. Secure Transport Protocol	215
10.9.2.2. Security Information in IORs	215
10.9.2.3. Propagating Principals and Authentication Data in IIOP Messages	216
10.9.2.4. Security Configuration for Containers	218
10.9.2.5. Runtime Behavior	218
11. Enterprise Bean Environment	220
11.1. Overview	220
11.2. Enterprise Bean's Environment as a JNDI Naming Context	221
11.2.1. Sharing of Environment Entries	222
11.2.2. Annotations for Environment Entries	223
11.2.3. Annotations and Deployment Descriptors	224
11.3. Responsibilities by Enterprise Beans Role	225
11.3.1. Bean Provider's Responsibilities	225
11.3.2. Application Assembler's Responsibility	225

11.3.3. Deployer's Responsibility	226
11.3.4. Container Provider Responsibility	226
11.4. Simple Environment Entries	226
11.4.1. Bean Provider's Responsibilities	226
11.4.1.1. Injection of Simple Environment Entries Using Annotations	227
11.4.1.2. Programming Interfaces for Accessing Simple Environment Entries	227
11.4.1.3. Declaration of Simple Environment Entries in the Deployment Descriptor	229
11.4.2. Application Assembler's Responsibility	234
11.4.3. Deployer's Responsibility	235
11.4.4. Container Provider Responsibility	235
11.5. Enterprise Bean References	235
11.5.1. Bean Provider's Responsibilities	236
11.5.1.1. Injection of Enterprise Bean References	236
11.5.1.2. Enterprise Bean Reference Programming Interfaces	238
11.5.1.3. Declaration of Enterprise Bean References in Deployment Descriptor	239
11.5.2. Application Assembler's Responsibilities	241
11.5.2.1. Overriding Rules	244
11.5.3. Deployer's Responsibility	245
11.5.4. Container Provider's Responsibility	246
11.6. Web Service References	246
11.7. Resource Manager Connection Factory References	246
11.7.1. Bean Provider's Responsibilities	247
11.7.1.1. Injection of Resource Manager Connection Factory References	247
11.7.1.2. Programming Interfaces for Resource Manager Connection Factory References	247
11.7.1.3. Declaration of Resource Manager Connection Factory References in Deployment Descriptor	250
11.7.1.4. Standard Resource Manager Connection Factory Types	252
11.7.2. Deployer's Responsibility	252
11.7.3. Container Provider Responsibility	253
11.7.4. System Administrator's Responsibility	254
11.8. Resource Environment References	254
11.8.1. Bean Provider's Responsibilities	254
11.8.1.1. Injection of Resource Environment References	255
11.8.1.2. Resource Environment Reference Programming Interfaces	255
11.8.1.3. Declaration of Resource Environment References in Deployment Descriptor	255
11.8.2. Deployer's Responsibility	255
11.8.3. Container Provider's Responsibility	256
11.9. Message Destination References	256

11.9.1. Bean Provider's Responsibilities	256
11.9.1.1. Injection of Message Destination References	256
11.9.1.2. Message Destination Reference Programming Interfaces	257
11.9.1.3. Declaration of Message Destination References in Deployment Descriptor	258
11.9.2. Application Assembler's Responsibilities	260
11.9.3. Deployer's Responsibility	263
11.9.4. Container Provider's Responsibility	263
11.10. Persistence Unit References	264
11.10.1. Bean Provider's Responsibilities	264
11.10.1.1. Injection of Persistence Unit References	264
11.10.1.2. Programming Interfaces for Persistence Unit References	264
11.10.1.3. Declaration of Persistence Unit References in Deployment Descriptor	266
11.10.2. Application Assembler's Responsibilities	267
11.10.2.1. Overriding Rules	268
11.10.3. Deployer's Responsibility	269
11.10.4. Container Provider Responsibility	269
11.10.5. System Administrator's Responsibility	269
11.11. Persistence Context References	269
11.11.1. Bean Provider's Responsibilities	270
11.11.1.1. Injection of Persistence Context References	270
11.11.1.2. Programming Interfaces for Persistence Context References	270
11.11.1.3. Declaration of Persistence Context References in Deployment Descriptor	271
11.11.2. Application Assembler's Responsibilities	273
11.11.2.1. Overriding Rules	274
11.11.3. Deployer's Responsibility	275
11.11.4. Container Provider Responsibility	275
11.11.5. System Administrator's Responsibility	275
11.12. UserTransaction Interface	276
11.12.1. Bean Provider's Responsibility	277
11.12.2. Container Provider's Responsibility	277
11.13. ORB References	278
11.13.1. Bean Provider's Responsibility	279
11.13.2. Container Provider's Responsibility	279
11.14. TimerService References	279
11.14.1. Bean Provider's Responsibility	279
11.14.2. Container Provider's Responsibility	279
11.15. EJBContext References	279
11.15.1. Bean Provider's Responsibility	280

11.15.2. Container Provider's Responsibility	280
11.16. Support for Other Resources and Configuration Parameters	280
11.17. Deprecated EJBContext.getEnvironment Method	280
12. Security Management	283
12.1. Overview	283
12.2. Bean Provider's Responsibilities	285
12.2.1. Invocation of Other Enterprise Beans	285
12.2.2. Resource Access	285
12.2.3. Access of Underlying OS Resources	285
12.2.4. Programming Style Recommendations	285
12.2.5. Programmatic Access to Caller's Security Context	286
12.2.5.1. Use of getCallerPrincipal	287
12.2.5.2. Use of isCallerInRole	288
12.2.5.3. Declaration of Security Roles Referenced from the Bean's Code	289
12.3. Responsibilities of the Bean Provider and/or Application Assembler	291
12.3.1. Security Roles	292
12.3.2. Method Permissions	294
12.3.2.1. Specification of Method Permissions with Metadata Annotations	295
12.3.2.2. Specification of Method Permissions in the Deployment Descriptor	296
12.3.2.3. Unspecified Method Permissions	299
12.3.3. Linking Security Role References to Security Roles	299
12.3.4. Specification of Security Identities in the Deployment Descriptor	300
12.3.4.1. Run-as	301
12.4. Deployer's Responsibilities	302
12.4.1. Security Domain and Principal Realm Assignment	303
12.4.2. Assignment of Security Roles	303
12.4.3. Principal Delegation	303
12.4.4. Security Management of Resource Access	304
12.4.5. General Notes on Deployment Descriptor Processing	304
12.5. Enterprise Beans Client Responsibilities	304
12.6. Container Provider's Responsibilities	305
12.6.1. Deployment Tools	305
12.6.2. Security Domain(s)	305
12.6.3. Security Mechanisms	305
12.6.4. Passing Principals on Enterprise Beans Calls	306
12.6.5. Security Methods in jakarta.ejb.EJBContext	306
12.6.6. Secure Access to Resource Managers	307
12.6.7. Principal Mapping	307

12.6.8. System Principal	307
12.6.9. Runtime Security Enforcement	307
12.6.10. Audit Trail	308
12.7. System Administrator's Responsibilities	308
12.7.1. Security Domain Administration	308
12.7.2. Principal Mapping	309
12.7.3. Audit Trail Review	309
13. Timer Service	310
13.1. Overview	310
13.2. Bean Provider's View of the Timer Service	310
13.2.1. Calendar-Based Time Expressions	312
13.2.1.1. Calendar-Based Time Expression Attributes	312
13.2.1.2. Attribute Syntax	313
13.2.1.3. Expression Rules	315
13.2.1.4. Examples	315
13.2.2. Automatic Timer Creation	317
13.2.3. Non-persistent Timers	318
13.2.4. The TimerService Interface	318
13.2.4.1. Example	320
13.2.5. Timeout Callback Methods	320
13.2.5.1. Timeout Callbacks for Programmatic Timers	321
13.2.5.2. Timeout Callbacks for Automatically Created Timers	321
13.2.5.3. Timeout Callback Method Requirements	321
13.2.6. The Timer and TimerHandle Interfaces	323
13.2.7. Timer Identity	323
13.2.8. Transactions	323
13.3. Bean Provider's Responsibilities	324
13.3.1. Enterprise Bean Class	324
13.3.2. TimerHandle	324
13.4. Container's Responsibilities	324
13.4.1. TimerService, Timer, and TimerHandle Interfaces	324
13.4.2. Automatic Timers	325
13.4.3. Timer Expiration and Timeout Callback Method	325
13.4.4. Timer Cancellation	325
14. Deployment Descriptor	327
14.1. Overview	327
14.2. Bean Provider's Responsibilities	328
14.3. Application Assembler's Responsibility	331

14.4. Container Provider's Responsibilities	334
14.5. Deployment Descriptor XML Schema	334
15. Packaging	405
15.1. Overview	405
15.2. Deployment Descriptor	405
15.3. Packaging Requirements	406
15.4. Enterprise Beans Packaged in a .war file	406
15.4.1. Class Loading	407
15.4.2. Component Environment	407
15.4.3. Visibility of the Local Client View	407
15.4.4. Ejb-names	407
15.4.5. Example	408
15.5. Deployment Descriptor and Annotation Processing	408
15.5.1. Ejb-jar Deployment Descriptor and Annotation Processing	408
15.5.2. .war Deployment Descriptor and Annotation Processing	408
15.6. The Client View and the ejb-client JAR File	409
15.7. Requirements for Clients	410
15.8. Example	410
16. Runtime Environment	412
16.1. Enterprise Beans Lite and Other Enterprise Beans API Groups	412
16.1.1. Support for Other Enterprise Beans API Groups in an Enterprise Beans Lite Container ..	415
16.1.2. Integration with Other Technologies	416
16.2. Bean Provider's Responsibilities	416
16.2.1. APIs Provided by Container	416
16.2.2. Programming Restrictions	416
16.3. Container Provider's Responsibility	419
16.3.1. Enterprise Beans Interfaces and Annotations Requirements	420
16.3.2. JNDI Requirements	420
16.3.3. Jakarta Transactions API Requirements	421
16.3.4. JDBC™ API Requirements	421
16.3.5. Jakarta Messaging API Requirements	421
16.3.6. Argument Passing Semantics	423
16.3.7. Other Requirements	423
17. Compatibility and Migration	424
17.1. Support for Existing Applications	424
17.2. Default Stateful Session Bean Concurrency Behavior	424
17.3. Default Application Exception Subclassing Behavior	424
17.4. Interoperability of Enterprise Beans 3.2 and Earlier Components	425

17.4.1. Clients written to the Enterprise Beans 2.x APIs	425
17.4.2. Clients written to the Enterprise Beans 3.x API	425
17.4.3. Combined use of Enterprise Beans 2.x and Enterprise Beans 3.x persistence APIs	425
17.5. Adapting Enterprise Beans 3.x Session Beans to Earlier Client Views	426
17.5.1. Stateless Session Beans	426
17.5.2. Stateful Session Beans	426
18. Embeddable Usage	428
18.1. Overview	428
18.2. Bootstrapping API	428
18.2.1. EJBContainer	428
18.2.2. Standard Initialization Properties	430
18.2.2.1. jakarta.ejb.embeddable.provider	430
18.2.2.2. jakarta.ejb.embeddable.modules	430
18.2.2.3. jakarta.ejb.embeddable.appName	430
18.2.3. Looking Up Session Bean References	431
18.2.4. Embeddable Container Shutdown	431
18.3. Embeddable Container Provider's Responsibilities	431
18.3.1. Runtime Environment	432
18.3.2. Naming Lookups	432
18.3.3. Embeddable Container Bootstrapping	432
18.3.4. Concrete jakarta.ejb.embeddable.EJBContainer Implementation Class	433
19. Responsibilities of Enterprise Beans Roles	434
19.1. Bean Provider's Responsibilities	434
19.1.1. API Requirements	434
19.1.2. Packaging Requirements	434
19.2. Application Assembler's Responsibilities	434
19.3. Container Provider's Responsibilities	434
19.4. Deployer's Responsibilities	434
19.5. System Administrator's Responsibilities	435
19.6. Client Programmer's Responsibilities	435
Related Documents	436
Appendix A: Revision History	438
A.1. Early Draft 1	438
A.2. Early Draft 2	441
A.3. Public Review Draft 1 & 2	445
A.4. Public Review Draft 3	447
A.5. Public Review Draft 4	449
A.6. Public Draft	451

A.7. Proposed Final Draft	451
A.8. Final Release Candidate	453
A.9. Final Release	453

Specification: Jakarta Enterprise Beans, Core Features

Version: 4.0-SNAPSHOT

Status: DRAFT

Release: May 09, 2020

Copyright

Copyright (c) 2019 Eclipse Foundation.

Eclipse Foundation Specification License

By using and/or copying this document, or the Eclipse Foundation document from which this statement is linked, you (the licensee) agree that you have read, understood, and will comply with the following terms and conditions:

Permission to copy, and distribute the contents of this document, or the Eclipse Foundation document from which this statement is linked, in any medium for any purpose and without fee or royalty is hereby granted, provided that you include the following on ALL copies of the document, or portions thereof, that you use:

- link or URL to the original Eclipse Foundation document.
- All existing copyright notices, or if one does not exist, a notice (hypertext is preferred, but a textual representation is permitted) of the form: "Copyright (c) [\$date-of-document] Eclipse Foundation, Inc. [[url to this license](#)]"

Inclusion of the full text of this NOTICE must be provided. We request that authorship attribution be provided in any software, documents, or other items or products that you create pursuant to the implementation of the contents of this document, or any portion thereof.

No right to create modifications or derivatives of Eclipse Foundation documents is granted pursuant to this license, except anyone may prepare and distribute derivative works and portions of this document in software that implements the specification, in supporting materials accompanying such software, and in documentation of such software, PROVIDED that all such works include the notice below. HOWEVER, the publication of derivative works of this document for use as a technical specification is expressly prohibited.

The notice is:

"Copyright (c) 2018 Eclipse Foundation. This software or document includes material copied from or derived from [title and URI of the Eclipse Foundation specification document]."

Disclaimers

THIS DOCUMENT IS PROVIDED "AS IS," AND THE COPYRIGHT HOLDERS AND THE ECLIPSE FOUNDATION MAKE NO REPRESENTATIONS OR WARRANTIES, EXPRESS OR IMPLIED, INCLUDING, BUT NOT LIMITED TO, WARRANTIES OF MERCHANTABILITY, FITNESS FOR A PARTICULAR PURPOSE, NON-INFRINGEMENT, OR TITLE; THAT THE CONTENTS OF THE DOCUMENT ARE SUITABLE FOR ANY PURPOSE; NOR THAT THE IMPLEMENTATION OF SUCH CONTENTS WILL NOT INFRINGE ANY THIRD PARTY PATENTS, COPYRIGHTS, TRADEMARKS OR OTHER RIGHTS.

THE COPYRIGHT HOLDERS AND THE ECLIPSE FOUNDATION WILL NOT BE LIABLE FOR ANY DIRECT, INDIRECT, SPECIAL OR CONSEQUENTIAL DAMAGES ARISING OUT OF ANY USE OF THE DOCUMENT OR THE PERFORMANCE OR IMPLEMENTATION OF THE CONTENTS THEREOF.

The name and trademarks of the copyright holders or the Eclipse Foundation may NOT be used in advertising or publicity pertaining to this document or its contents without specific, written prior permission. Title to copyright in this document will at all times remain with copyright holders.

Chapter 1. Introduction

This is the specification of the Jakarta® Enterprise Beans architecture. The Enterprise Beans architecture is an architecture for the development and deployment of component-based business applications. Applications written using the Enterprise Beans architecture are scalable, transactional, and multi-user secure. These applications may be written once, and then deployed on any server platform that supports the Enterprise Beans specification.

1.1. Target Audience

The target audiences for this specification are the vendors of transaction processing platforms, vendors of enterprise application tools, and other vendors who want to support the Enterprise Beans technology in their products.

Many concepts described in this document are system-level issues that are transparent to the Enterprise Beans application programmer.

1.2. What is New in This Release

The Enterprise Beans 3.2 architecture extends Enterprise Beans to include the following new functionality and simplifications to the earlier Enterprise Beans APIs:

- *Made support for the following features optional in this release and moved their description to a separate Enterprise Beans Optional Features [\[40\]](#) document:*
 - *Enterprise Beans 2.1 and earlier Entity Bean Component Contract for Container-Managed Persistence*
 - *Enterprise Beans 2.1 and earlier Entity Bean Component Contract for Bean-Managed Persistence*
 - *Client View of an Enterprise Beans 2.1 and earlier Entity Bean*
 - *Enterprise Beans QL: Query Language for Container-Managed Persistence Query Methods*
 - *Jakarta XML RPC Based Web Service Endpoints*
 - *Jakarta XML RPC Web Service Client View*
- *Enhanced message-driven beans contract with a no-methods message listener interface to expose all public methods as message listener methods.*
- *Defined the Enterprise Beans API Groups with clear rules for an Enterprise Beans Lite Container to support other API groups.*
- *Added container provided security role named "*" to indicate any authenticated caller independent of the actual role name.*
- *Extended the Enterprise Beans Lite Group to include local asynchronous session bean invocations and non-persistent Enterprise Beans Timer Service.*
- *Added an option for the lifecycle callback interceptor methods of stateful session beans to be executed*

in a transaction context determined by the lifecycle callback method's transaction attribute.

- *Introduced an option to disable passivation of stateful session beans.*
- *Enhanced the `TimerService` API to access all active timers in the Enterprise Beans module.*
- *Enhanced the embeddable `EJBContainer` to implement `AutoCloseable` interface.*
- *Removed restrictions on `jakarta.ejb.Timer` and `jakarta.ejb.TimerHandle` that required references to be used only inside a bean.*
- *Relaxed default rules for a session bean to designate its implemented interfaces as local or as remote business interfaces.*
- *Enhanced the list of standard Jakarta® Messaging MDB activation properties.*
- *Simplified requirements for definition of a security role using the `ejb` deployment descriptor.*
- *Removed restriction on obtaining the current class loader; replaced 'must not' with 'should exercise caution' when using the Java I/O package.*

1.3. What was New in Enterprise Beans 3.1

The Enterprise Beans 3.1 [41] architecture extended Enterprise Beans to include the following new functionality and simplifications to the earlier Enterprise Beans APIs:

- *A simplified local view that provides session bean access without a separate local business interface.*
- *Packaging and deployment of Enterprise Beans components directly in a `.war` file without an `ejb-jar` file.*
- *An embeddable API for executing Enterprise Beans components within a Java SE environment.*
- *A singleton session bean component that provides easy access to shared state as well as application startup and shutdown callbacks.*
- *Automatically created Enterprise Beans Timers.*
- *Calendar-based Enterprise Beans Timer expressions.*
- *Asynchronous session bean invocations.*
- *The definition of a lightweight subset of Enterprise Beans functionality that is provided within the Jakarta® EE Web Profile.*
- *A portable global JNDI name syntax for looking up Enterprise Beans components.*

1.3.1. What was New in Enterprise Beans 3.0

The Enterprise Beans 3.0 architecture extended Enterprise Beans to include the following new functionality and simplifications to the earlier Enterprise Beans APIs:

- *Definition of the Java language metadata annotations that can be used to annotate Enterprise Beans applications. These metadata annotations are targeted at simplifying the developer's task, at reducing the number of program classes and interfaces the developer is required to implement, and at*

eliminating the need for the developer to provide an Enterprise Beans deployment descriptor.

- *Specification of programmatic defaults, including for metadata, to reduce the need for the developer to specify common, expected behaviors and requirements on the Enterprise Beans container. A "configuration by exception" approach is taken whenever possible.*
- *Encapsulation of environmental dependencies and JNDI access through the use of annotations, dependency injection mechanisms, and simple lookup mechanisms.*
- *Simplification of the enterprise bean types.*
- *Elimination of the requirement for Enterprise Beans component interfaces for session beans. The required business interface for a session bean can be a plain Java interface rather than an `EJBObject`, `EJBLocalObject`, or `java.rmi.Remote` interface.*
- *Elimination of the requirement for home interfaces for session beans.*
- *Simplification of entity persistence through the Jakarta® Persistence [2]. Support for light-weight domain modeling, including inheritance and polymorphism.*
- *Specification of Java language metadata annotations and XML deployment descriptor elements for the object/relational mapping of persistent entities [2].*
- *A query language for Jakarta Persistence that is an extension to Enterprise Beans QL, with addition of projection, explicit inner and outer join operations, bulk update and delete, subqueries, and group-by. Addition of a dynamic query capability and support for native SQL queries.*
- *An interceptor facility for session beans and message-driven beans.*
- *Reduction of the requirements for usage of checked exceptions.*
- *Elimination of the requirement for the implementation of callback interfaces.*

1.4. Acknowledgements

The Enterprise Beans 3.2 specification work was conducted as part of JSR-345 under the Java Community Process Program. This specification is the result of the collaborative work of the members of the Enterprise Beans 3.2 Expert Group: Caucho Technology, Inc: Reza Rahman; IBM: Jeremy Bauer; Oracle: Marina Vatkina, Linda DeMichiel; OW2: Florent Benoit; Pramati Technologies: Ravikiran Noothi; RedHat: Pete Muir, Carlo de Wolf; TmaxSoft, Inc.: Miju Byon; individual members: Adam Bien; David Blevins; Antonio Goncalves; Stefan Heldt; Richard Hightower, Jean-Louis Monteiro.

1.5. Organization of the Specification Documents

This specification is organized into the following documents:

- Enterprise Beans Core Contracts and Requirements
- Enterprise Beans Optional Features

This Enterprise Beans Core Contracts document defines the contracts and requirements for the use and implementation of Enterprise Beans. These contracts include those for the Enterprise Beans 3.2 API, as

well as for the earlier Enterprise Beans API that is required to be supported in this release. See [Runtime Environment](#) for coverage of the Enterprise Beans API requirements.

The Enterprise Beans Optional Features document [40] defines the contracts and requirements for the use and implementation of features support for which has been made optional as of Enterprise Beans, 3.2. These contracts are separated from the core contracts requirements of the Enterprise Beans 3.1 specification.

1.6. Document Conventions

The regular font is used for information that is prescriptive by the Enterprise Beans specification.

The italic font is used for paragraphs that contain descriptive information, such as notes describing typical use, or notes clarifying the text with prescriptive specification.

The monospace font is used for code examples.

Chapter 2. Overview

2.1. Overall Goals

The Enterprise Beans architecture has the following goals:

- *The Enterprise Beans architecture will be the standard component architecture for building object-oriented business applications in the Java™ programming language.*
- *The Enterprise Beans architecture will support the development, deployment, and use of distributed business applications in the Java™ programming language.*
- *The Enterprise Beans architecture will support the development, deployment, and use of web services.*
- *The Enterprise Beans architecture will make it easy to write applications: application developers will not have to understand low-level transaction and state management details, multi-threading, connection pooling, or other complex low-level APIs.*
- *Enterprise Beans applications will follow the Write Once, Run Anywhere™ philosophy of the Java programming language. An enterprise bean can be developed once, and then deployed on multiple platforms without recompilation or source code modification.*
- *The Enterprise Beans architecture will address the development, deployment, and runtime aspects of an enterprise application's life cycle.*
- *The Enterprise Beans architecture will define the contracts that enable tools from multiple vendors to develop and deploy components that can interoperate at runtime.*
- *The Enterprise Beans architecture will make it possible to build applications by combining components developed using tools from different vendors.*
- *The Enterprise Beans architecture will provide interoperability between enterprise beans and Jakarta EE components as well as non-Java programming language applications.*
- *The Enterprise Beans architecture will be compatible with existing server platforms. Vendors will be able to extend their existing products to support Enterprise Beans.*
- *The Enterprise Beans architecture will be compatible with other Java programming language APIs.*
- *The Enterprise Beans architecture will be compatible with the CORBA protocols.*

The purpose of the Enterprise Beans 3.2 release is both to continue to achieve these goals and to improve the Enterprise Beans architecture by reducing its complexity from the enterprise application developer's point of view.

2.2. Enterprise Beans Roles

The Enterprise Beans architecture defines six distinct roles in the application development and deployment life cycle. Each Enterprise Beans role may be performed by a different party. The Enterprise Beans architecture specifies the contracts that ensure that the product of each Enterprise Beans role is

compatible with the product of the other Enterprise Beans roles. The Enterprise Beans specification focuses on those contracts that are required to support the development and deployment of enterprise beans.

In some scenarios, a single party may perform several Enterprise Beans Roles. For example, the Container Provider and the Server Provider may be the same vendor. Or a single programmer may perform the roles of the Bean Provider and the Application Assembler.

The following sections define the six Enterprise Beans roles.^[1]

2.2.1. Enterprise Bean Provider

The Enterprise Bean Provider (Bean Provider for short) is the producer of enterprise beans. His or her output is a set of one or more enterprise beans. These beans may be contained in a `ejb-jar` or may be contained directly in a `.war` file. The Bean Provider is responsible for the Java classes that implement the enterprise beans' business methods; the definition of the beans' client view interfaces, if any; and the declarative specification of the beans' metadata. The beans' metadata may take the form of metadata annotations applied to the bean classes and/or an external XML deployment descriptor. The beans' metadata—whether expressed in metadata annotations or in the deployment descriptor—includes the structural information of the enterprise beans and declares all the enterprise beans' external dependencies (e.g. the names and types of resources that the enterprise beans use).

The Enterprise Bean Provider is typically an application domain expert. The Bean Provider develops reusable enterprise beans that typically implement business tasks or business entities.

The Bean Provider is not required to be an expert at system-level programming. Therefore, the Bean Provider usually does not program transactions, concurrency, security, distribution, or other services into the enterprise beans. The Bean Provider relies on the container for these services.

A Bean Provider of multiple enterprise beans often performs the role of the Application Assembler.

2.2.2. Application Assembler

The Application Assembler combines enterprise beans into larger deployable application units. The input to the Application Assembler is a set of enterprise beans, their interfaces, and metadata, as produced by the Bean Provider(s). The Bean Provider's output may also simply be un-assembled enterprise beans that must be packaged in an `ejb-jar` file or `.war` file. The Application Assembler may insert the application assembly instructions into the deployment descriptors. The Application Assembler will create one or more `ejb-jar` and/or `.war` files from the input artifacts together with their application assembly instructions as needed.

All of the input could be combined into a single output `ejb-jar` file or `.war` file. Similarly, the input could also be split into multiple output `ejb-jar` and/or `.war` files. For example, the Application Assembler could combine `ejb1.jar` and `ejb2.jar` into `ejb3.jar`, combine `ejb1.jar` and `web1.war` into `web2.war`, split `ejb1.jar` into `ejb2.jar` and `ejb3.jar`, split `web1.war` into `ejb1.jar` and `web2.jar`, and so forth. Each output

ejb-jar file or `.war` file is either a deployment unit intended for the Deployer or a partially assembled application that is intended for another Application Assembler.

The Application Assembler can also combine enterprise beans with other types of application components when composing an application.

The Enterprise Beans specification describes the case in which the application assembly step occurs before the deployment of the enterprise beans. However, the Enterprise Beans architecture does not preclude the case that application assembly is performed after the deployment of all or some of the enterprise beans.

The Application Assembler is a domain expert who composes applications that use enterprise beans. The Application Assembler works with the enterprise beans' metadata annotations and/or deployment descriptor and the enterprise beans' client-view contract. Although the Assembler must be familiar with the functionality provided by the enterprise beans' client-view, he or she does not need to have any knowledge of the enterprise beans' implementation.

2.2.3. Deployer

The Deployer takes one or more ejb-jar files and/or `.war` file produced by a Bean Provider or Application Assembler and deploys the enterprise beans contained in the ejb-jar files or `.war` files in a specific operational environment. The operational environment includes an Enterprise Beans container and server.

The Deployer must resolve all the external dependencies declared by the Bean Provider (e.g. the Deployer must ensure that all resource manager connection factories used by the enterprise beans are present in the operational environment, and he or she must bind them to the resource manager connection factory references declared in the metadata annotations or deployment descriptor), and must follow the application assembly instructions defined by the Application Assembler. To perform his or her role, the Deployer uses tools provided by the Container Provider.

The Deployer's output is a set of enterprise beans (or an assembled application that includes enterprise beans) that have been customized for the target operational environment, and that are deployed in a specific Enterprise Beans container.

The Deployer is an expert at a specific operational environment and is responsible for the deployment of enterprise beans. For example, the Deployer is responsible for mapping the security roles defined by the Bean Provider or Application Assembler to the user groups and accounts that exist in the operational environment in which the enterprise beans are deployed.

The Deployer uses tools supplied by the Container Provider to perform the deployment tasks. The deployment process is typically two-stage:

- *The Deployer first generates the additional classes and interfaces that enable the container to manage the enterprise beans at runtime. These classes are container-specific.*
- *The Deployer performs the actual installation of the enterprise beans and the additional classes and*

interfaces into the Enterprise Beans container.

In some cases, a qualified Deployer may customize the business logic of the enterprise beans at their deployment. Such a Deployer would typically use the Container Provider's tools to write relatively simple application code that wraps the enterprise beans' business methods.

2.2.4. Enterprise Beans Server Provider

The Enterprise Beans Server Provider (Server Provider for short) is a specialist in the area of distributed transaction management, distributed objects, and other lower-level system-level services.

The current Enterprise Beans architecture assumes that the Server Provider and the Container Provider roles are the same vendor. Therefore, it does not define any interface requirements for the Server Provider.

2.2.5. Enterprise Beans Container Provider

The Enterprise Beans Container Provider (Container Provider for short) provides:

- The deployment tools necessary for the deployment of enterprise beans.
- The runtime support for the deployed enterprise bean instances.

From the perspective of the enterprise beans, the container is a part of the target operational environment. The container runtime provides the deployed enterprise beans with transaction and security management, network distribution of remote clients, scalable management of resources, and other services that are generally required as part of a manageable server platform.

The "Enterprise Beans Container Provider's responsibilities" defined by the Enterprise Beans architecture are meant to be requirements for the implementation of the Enterprise Beans container and server. Since the Enterprise Beans specification does not architect the interface between the Enterprise Beans container and server, it is left up to the vendor how to split the implementation of the required functionality between the Enterprise Beans container and server.

The expertise of the Container Provider is system-level programming, possibly combined with some application-domain expertise. The focus of a Container Provider is on the development of a scalable, secure, transaction-enabled container that is integrated with an Enterprise Beans server. The Container Provider insulates the enterprise bean from the specifics of an underlying Enterprise Beans server by providing a simple, standard API between the enterprise bean and the container. This API is the Enterprise Beans component contract.

The Container Provider typically provides support for versioning the installed enterprise bean components. For example, the Container Provider may allow enterprise bean classes to be upgraded without invalidating existing clients or losing existing enterprise bean objects.

The Container Provider typically provides tools that allow the System Administrator to monitor and manage the container and the beans running in the container at runtime.

2.2.6. System Administrator

The System Administrator is responsible for the configuration and administration of the enterprise's computing and networking infrastructure that includes the Enterprise Beans server and container. The System Administrator is also responsible for overseeing the well-being of the deployed enterprise beans applications at runtime.

2.3. Enterprise Beans

Enterprise Beans is an architecture for component-based transaction-oriented enterprise applications.

2.3.1. Characteristics of Enterprise Beans

The essential characteristics of an enterprise bean are:

- An enterprise bean typically contains business logic that operates on the enterprise's data.
- An enterprise bean's instances are managed at runtime by a container.
- An enterprise bean can be customized at deployment time by editing its environment entries.
- Various service information, such as transaction and security attributes, may be specified together with the business logic of the enterprise bean class in the form of metadata annotations, or separately, in an XML deployment descriptor. This service information may be extracted and managed by tools during application assembly and deployment.
- Client access is mediated by the container in which the enterprise bean is deployed.
- If an enterprise bean uses only the services defined by the Enterprise Beans specification, the enterprise bean can be deployed in any compliant Enterprise Beans container. Specialized containers can provide additional services beyond those defined by the Enterprise Beans specification. An enterprise bean that depends on such a service can be deployed only in a container that supports that service.
- An enterprise bean can be included in an assembled application without requiring source code changes or recompilation of the enterprise bean.
- The Bean Provider defines a client view of an enterprise bean. The Bean Provider can manually define the client view or it can be generated automatically by application development tools. The client view is unaffected by the container and server in which the bean is deployed. This ensures that both the beans and their clients can be deployed in multiple execution environments without changes or recompilation.

2.3.2. Flexible Model

The enterprise bean architecture is flexible enough to implement the following:

- An object that represents a stateless service.
- An object that represents a stateless service and that implements a web service endpoint.

-
- An object that represents a stateless service and whose invocation is asynchronous, driven by the arrival of messages.
 - An object that represents a conversational session with a particular client. Such session objects automatically maintain their conversational state across multiple client-invoked methods.

Enterprise beans that are remotely accessible components are intended to be relatively coarse-grained business objects or services (e.g. shopping cart, stock quote service). In general, fine-grained objects should not be modeled as remotely accessible components.

Although the state management protocol defined by the Enterprise Beans architecture is simple, it provides an enterprise bean developer great flexibility in managing a bean's state.

2.4. Enterprise Bean Object Types

The Enterprise Beans architecture defines the following types of enterprise bean objects:

- Session objects.
- Message-driven objects.
- Entity objects (optional).

Support for session objects and message-driven objects is required by this specification.

*Earlier versions of the Enterprise Beans specification required support for entity bean **components** (not to be confused with the light-weight persistent entities defined by the Jakarta Persistence). Support for entity bean components has been made optional for an implementation as of the 3.2 version of the Enterprise Beans specification and is described in the Enterprise Beans Optional Features document [40].*

2.4.1. Session Objects

A typical session object has the following characteristics:

- *Executes on behalf of a single client.*
- *Can be transaction-aware.*
- *Updates shared data in an underlying database.*
- *Does not represent directly shared data in the database, although it may access and update such data.*
- *May be relatively short-lived, or may have the same lifetime as that of the application.*
- *Is removed when the Enterprise Beans container crashes. The client has to re-establish a new session object to continue computation.*

A typical Enterprise Beans container provides a scalable runtime environment to execute a large number of session objects concurrently.

*The Enterprise Beans specification defines **stateful**, **stateless**, and **singleton** session beans. There are*

differences in the API between stateful session beans, stateless session beans, and singleton session beans.

2.4.2. Message-Driven Objects

A typical message-driven object has the following characteristics:

- Executes upon receipt of a single client message.
- Is asynchronously invoked.
- Can be transaction-aware.
- May update shared data in an underlying database.
- Does not represent directly shared data in the database, although it may access and update such data.
- Is relatively short-lived.
- Is stateless.
- Is removed when the Enterprise Beans container crashes. The container has to re-establish a new message-driven object to continue computation.

A typical Enterprise Beans container provides a scalable runtime environment to execute a large number of message-driven objects concurrently.

2.4.3. Entity Objects (Optional)

A typical entity object has the following characteristics:

- Is part of a domain model, providing an object view of data in the database.
- Can be long-lived (lives as long as the data in the database).
- The entity and its primary key survive the crash of the Enterprise Beans container. If the state of an entity was being updated by a transaction at the time the container crashed, the entity's state is restored to the state of the last committed transaction when the entity is next retrieved.

See the Enterprise Beans Optional Features [\[40\]](#) document for details.

2.5. Standard Mapping to CORBA Protocols

To help interoperability for Enterprise Beans environments that include systems from multiple vendors, the Enterprise Beans specification requires compliant implementations to support the interoperability protocol based on CORBA/IIOP for remote invocations from Jakarta EE clients. Implementations may support other remote invocation protocols in addition to IIOP.

[Support for Distributed Interoperability](#) summarizes the requirements for support for distribution and interoperability.

2.6. Mapping to Web Service Protocols

To support web service interoperability, the Enterprise Beans specification requires compliant implementations to support XML-based web service invocations using WSDL and SOAP or plain XML over HTTP in conformance with the requirements of the Jakarta® XML Web Services [31], Jakarta® Enterprise Web Services [30], and Jakarta® Web Services Metadata [29] specifications.

Support for web services invocations using Jakarta® XML RPC [24] is optional as of the 3.2 release of the Enterprise Beans specification. See the Enterprise Beans Optional Features document [40] for the complete description.

2.7. Pruning the Enterprise Beans API

The Jakarta® EE Platform adopted the process defined by the Java SE group for "pruning" technologies from the platform in a careful and orderly way that minimizes the impact to developers using these technologies while allowing the platform to grow even stronger.

The result of pruning a feature is not the actual deletion of the feature but rather the conversion of the feature from a required part of the Enterprise Beans API into an optional part of the Enterprise Beans API. No actual removal from the specification occurs, although the feature may be removed from products at the choice of the product vendor.

Support for the following features has been made optional in the Enterprise Beans specification as of the 3.2 release and the content of the related chapters had been moved to the separate Enterprise Beans Optional Features document [40]. An implementation of this specification is therefore not required to support any of these features. However, if an implementation chooses to implement an optional feature, it must do so in accordance with the requirements of this specification.

- Enterprise Beans 2.1 and earlier Entity Bean Component Contract for Container-Managed Persistence
- Enterprise Beans 2.1 and earlier Entity Bean Component Contract for Bean-Managed Persistence
- Client View of an Enterprise Beans 2.1 and earlier Entity Bean
- Enterprise Beans QL: Enterprise Beans Query Language for Container-Managed Persistence Query Methods
- Jakarta XML RPC Based Web Service Endpoints
- Jakarta XML RPC Web Service Client View

2.8. Relationship to Jakarta Managed Beans

The *Jakarta® Managed Beans* [36] defines the minimal requirements for container-managed objects, otherwise known under the acronym "POJOs" (Plain Old Java Objects), within the Jakarta EE Platform. Managed Beans support a small set of basic services, such as resource injection, lifecycle callbacks and interceptors.

A session bean component is a Managed Bean. The Enterprise Beans component model extends the basic *Managed Bean* model in many areas (component definition, naming, lifecycle, threading, etc.)

2.9. Relationship to Jakarta Contexts and Dependency Injection

The *Jakarta® Contexts and Dependency Injection* [38] provides a uniform framework for the dependency injection and lifecycle management of "managed beans" and adds contextual lifecycle management to the Enterprise Beans component model.

An Enterprise Beans packaged into a CDI bean archive and not annotated with `jakarta.enterprise.inject.Vetoed` annotation, is considered a CDI-enabled bean. The CDI container performs dependency injection on all instances of CDI-enabled session and message-driven beans, even those which are not contextual instances:

- A session bean instance obtained via dependency injection is a contextual instance, i.e. it is bound to a lifecycle context and is available to other objects that execute in the same context
- A message-driven bean instance is always non-contextual, i.e. it may not be injected into other objects.

2.10. Relationship to Jakarta RESTful Web Services

The *Jakarta® RESTful Web Services* [39] defines a set of Java APIs for the development of Web services built according to the Representational State Transfer (REST) architectural style.

The RESTful Web Services API provides a set of annotations and associated classes and interfaces that may be used to expose beans as Web resources.

In a product that supports the RESTful Web Services specification, stateless and singleton session beans must be supported as root resource classes, providers, and `jakarta.ws.rs.core.Application` subclasses. RESTful Web Services annotations may be applied to a session bean class, methods of a session bean's no-interface view, or a session bean's local business interface.

[1] Earlier releases of this specification distinguished a seventh role, that of the persistence provider. The role of the persistence provider is independent of that of the Enterprise Beans specification, which assumes that a Jakarta Persistence implementation may be pluggable. See [2].

Chapter 3. Client View of a Session Bean

This chapter describes the client view of a session bean. The session bean itself implements the business logic. The bean's container provides functionality for remote access, security, concurrency, transactions, and so forth.

While classes implemented by the container provide the client view of the session bean, the container itself is transparent to the client.

3.1. Overview

For a client, a session object is a non-persistent object that implements some business logic running on the server. One way to think of a session object is as a logical extension of the client program that runs on the server. A stateless or stateful session bean object is not shared among multiple clients.

A client can invoke a session bean *synchronously* or *asynchronously*. An asynchronous method can return a `Future<V>` object that allows the client to retrieve a result value, check for exceptions, or attempt to cancel an in-progress invocation.

From its creation until destruction, a session object lives in a container. The container provides security, concurrency, transactions, swapping to secondary storage, and other services for the session object transparently to the client.

Each session object has an identity which, in general, *does not* survive a crash and restart of the container, although a high-end container implementation can mask container and server crashes to a remote or web service client.

A client never directly accesses instances of the session bean's class. A client accesses a session object through the session bean's client view.

The client view of a session object is independent of the implementation of the session bean and the container.

The client of a session bean may be a local client, a remote client, or a web service client, depending on the view(s) provided by the bean and used by the client.

Multiple enterprise beans can be installed in a container. The container allows the clients of session beans that provide local or remote client views to obtain the business interfaces and/or home interfaces of the installed enterprise beans through dependency injection or to look them up via JNDI.

While it is possible to provide more than one client view for a session bean, typically only one will be provided.

A remote client of an session bean can be another enterprise bean deployed in the same or different container; or it can be an arbitrary Java program, such as an application, applet, or servlet. The client view of a session bean can also be mapped to non-Java client environments, such as CORBA clients that

are not written in the Java programming language.

The interface used by a remote client of a session bean is implemented by the container as a remote business interface (or a remote EJBObject interface), and the remote client view of a session bean is location-independent. A client running in the same JVM as the session object uses the same API as a client running in a different JVM on the same or different machine.

Use of a session bean's local client view entails the collocation of the local client and the session. The local client of an enterprise bean must be collocated in the same container as the bean. The local client view is not location-independent.

The client of a stateless session bean or singleton session bean may be a web service client. Only a *stateless* session bean or *singleton* session bean may provide a web service client view. A web service client makes use of the enterprise bean's web service client view, as described by a WSDL document. The bean's client view web service endpoint is in terms of a Jakarta XML Web Services endpoint [31]. Web service clients are discussed in [Web Service Clients](#) and [The Web Service Client View of a Stateless or Singleton Session Bean](#).

The considerations that should be taken into account in determining the client view to be used for a session bean are further described in [Local, Remote, and Web Service Client Views](#).

3.2. Local, Remote, and Web Service Client Views

This section describes some of the considerations the Bean Provider should take into account in determining the client view to provide for an enterprise bean.

Terminology note:

Enterprise Beans 3.0 significantly simplified the client view of a session bean. This specification distinguishes among the client view interfaces that were defined by the Enterprise Beans 3.0 and later API and the Enterprise Beans 2.1 and earlier API as follows:

- *The term **remote business interface** is used to refer to the business interface of an Enterprise Beans 3.x session bean that supports remote access.*
- *The term **remote component interface** is used to refer to the remote component interface of the Enterprise Beans 2.1 client view. This interface is an EJBObject interface.*
- *The term **local business interface** refers to the local business interface of an Enterprise Beans 3.x session bean that supports local access.*
- *The term **local component interface** is used to refer to the local component interface of the Enterprise Beans 2.1 client view. This interface is an EJBLocalObject interface.*
- *The term **business interface** is used to refer to a local or remote business interface.*
- *The term **component interface** is used to refer to a local or remote component interface (EJBLocalObject or EJBObject interface).*
- *The term **business method** is used to refer to a method of an enterprise bean that is available for*

client execution. It may be a method exposed by the local or remote business interface, by the no-interface view, by the local component interface, by the remote component interface, or by the web service client view.

3.2.1. Remote Clients

The remote client view of an enterprise bean is location independent. A client running in the same JVM as a bean instance uses the same API to access the bean as a client running in a different JVM on the same or different machine.

The arguments and results of the methods of the remote interfaces are passed by value.

For a session bean client and component written to the Enterprise Beans 3.x API, a remote client accesses a session bean through the bean's remote business interface. For a session bean client and component written to the Enterprise Beans 2.1 and earlier APIs, the remote client accesses the session bean through the session bean's remote home and remote component interfaces.

Compatibility Note: The Enterprise Beans 2.1 and earlier API required that a remote client access the stateful or stateless session bean by means of the session bean's remote home and remote component interfaces. These interfaces remain available for use with Enterprise Beans 3.x beans, and are described in [Remote and Local Client View of Session Beans Written to the Enterprise Beans 2.1 Client View API](#).

3.2.2. Local Clients

Session beans may have local clients. A local client is a client that is collocated in the same JVM with the session bean that provides the local client view and which may be tightly coupled to the bean. A local client of a session bean may be another enterprise bean or a web component.

Access to an enterprise bean through the local client view requires the collocation in the same JVM of both the local client and the enterprise bean that provides the local client view. The local client view therefore does not provide the location transparency provided by the remote client view.

Access to an enterprise bean through the local client view is only required to be supported for local clients packaged within the same application as the enterprise bean that provides the local client view. Compliant implementations of this specification may optionally support access to the local client view of an enterprise bean from a local client packaged in a different application. The configuration requirements for inter-application access to the local client view are vendor-specific and are outside the scope of this specification. Applications relying on inter-application access to the local client view are non-portable.

The arguments and results of the methods of the local client view are passed "by reference".^[2] Enterprise beans that provide a local client view should therefore be coded to assume that the state of any Java object that is passed as an argument or result is potentially shared by caller and callee.

The Bean Provider must be aware of the potential sharing of objects passed through invocations of the local client view. In particular, the Bean Provider must be careful that the state of one enterprise bean is not assigned as the state of another. In general, the references that are passed across invocations of the local client view cannot be used outside of the immediate call chain and must never be stored as part of the state of another enterprise bean. The Bean Provider must also exercise caution in determining which objects to pass across the local view. This caution applies particularly in the case where there is a change in transaction or security context.

For a session bean client and component written to the Enterprise Beans 3.x API, a local client accesses a session bean through the bean's local business interface or through a no-interface client view representing all *non-static public* methods of the bean class. For a session bean client and component written to the Enterprise Beans 2.1 and earlier APIs, the local client accesses the enterprise bean through the bean's local home and local component interfaces. The container object that implements a local interface or the no-interface local view is a local Java object.

Compatibility Note: The Enterprise Beans 2.1 and earlier API required that a local client access a stateful or stateless session bean by means of the session bean's local home and local component interfaces. These interfaces remain available for use with Enterprise Beans 3.x beans, and are described in [Remote and Local Client View of Session Beans Written to the Enterprise Beans 2.1 Client View API](#).

3.2.3. Choosing Between a Local or Remote Client View

The following considerations should be taken into account in determining whether a local or remote access should be used for an enterprise bean.

- The remote programming model provides location independence and flexibility with regard to the distribution of components in the deployment environment. It provides a loose coupling between the client and the bean.
- Remote calls involve pass-by-value. This copy semantics provides a layer of isolation between caller and callee, and protects against the inadvertent modification of data. The client and the bean may be programmed to assume this parameter copying.
- Remote calls are potentially expensive. They involve network latency, overhead of the client and server software stacks, argument copying, etc. Remote calls are typically programmed in a coarse-grained manner with few interactions between the client and bean.
- The objects that are passed as parameters on remote calls must be serializable.
- When the Enterprise Beans 2.1 and earlier remote home and remote component interfaces are used, the narrowing of remote types requires the use of `javax.rmi.PortableRemoteObject.narrow` rather than Java language casts.
- Remote calls may involve error cases due to communication, resource usage on other servers, etc., which are not expected in local calls. When the Enterprise Beans 2.1 and earlier remote home and remote component interfaces are used, the client has to explicitly program handlers for handling the `java.rmi.RemoteException`.

- Because of the overhead of the remote programming model, it is typically used for relatively coarse-grained component access.
- Local calls involve pass-by-reference. The client and the bean may be programmed to rely on pass-by-reference semantics. For example, a client may have a large document which it wants to pass on to the bean to modify, and the bean further passes on. In the local programming model the sharing of state is possible. On the other hand, when the bean wants to return a data structure to the client but the bean does not want the client to modify it, the bean explicitly copies the data structure before returning it, while in the remote programming model the bean does not copy the data structure because it assumes that the system will do the copy.
- Because local calls involve pass-by-reference, the local client and the enterprise bean providing the local client view are collocated.
- The collocation entailed by the local programming model means that the enterprise bean cannot be deployed on a node different from that of its client—thus restricting the distribution of components.
- Because the local programming model provides more lightweight access to a component, it better supports more fine-grained component access.

Note that although collocation of the remote client and the enterprise bean may allow the container to reduce the overhead of calls through a remote business interface or remote component interface, such calls are still likely to be less efficient than calls made using a local interface because any optimizations based on collocation must be done transparently.

The choice between the local and the remote programming model is a design decision that the Bean Provider makes when developing the enterprise bean.

While it is possible to provide both a remote client view and a local client view for an enterprise bean, more typically only one or the other will be provided.

3.2.4. Web Service Clients

Stateless session beans and singleton session beans may have web service clients.

A web service client accesses a session bean through the web service client view. The web service client view is described by the WSDL document for the web service that the bean implements. WSDL is an XML format for describing a web service as a set of endpoints operating on messages. The abstract description of the service is bound to an XML based protocol (SOAP [26]) and underlying transport (HTTP or HTTPS) by means of which the messages are conveyed between client and server. (See references [24], [25], [29], [30], [31]).

The web service methods of a session bean provide the basis of the web service client view of the bean that is exported through WSDL. See references [29] and [24] for a description of how Java language metadata annotations may be used to specify a session bean's web services client view.

A bean's web service client view may be initially defined by a WSDL document and then mapped to a web service endpoint that conforms to this, or an existing bean may be adapted to provide a web service client view. Reference [30] describes various design-time scenarios that may be used for Enterprise Beans web service endpoints.

Compatibility Note: Enterprise Beans 2.1 required the Bean Provider to define a web service endpoint interface for a stateless session bean when he or she wished to expose the functionality of the bean as a web service endpoint through WSDL. This requirement to define the web service endpoint interface is removed in Enterprise Beans 3.0 and later. See [29].

The web service client view of an enterprise bean is location independent and remotable.

Web service clients may be Java clients and/or clients not written in the Java programming language. A web service client that is a Java client accesses the web service by means of the Jakarta XML Web Services client APIs. Access through web service clients occurs through SOAP 1.1, SOAP 1.2 or plain XML over HTTP(S).

While it is possible to provide a web service client view in addition to other client views for an enterprise bean, more typically only one will be provided. There is no prohibition against using the same interface as both a remote business interface and a web service endpoint interface. In that case it is the Bean Provider's responsibility to ensure that the interface conforms to the type requirements of each client view through which it is exposed.

3.3. Enterprise Beans Container

An Enterprise Beans container (container for short) is a system that functions as the "container" for enterprise beans. Multiple enterprise beans can be deployed in the same container. The container is responsible for making the business interfaces and/or home interfaces of its deployed enterprise beans available to the client through dependency injection and/or through lookup in the JNDI namespace.

3.4. Client View of Session Beans Written to the Enterprise Beans 3.x Simplified API

The Enterprise Beans 3.x local or remote client of a session bean written to the Enterprise Beans 3.x API accesses a session bean through its business interface. The business interface of an Enterprise Beans 3.x session bean is an ordinary Java interface, regardless of whether local or remote access is provided for the bean. In particular, the Enterprise Beans 3.x session bean business interface is not one of the interface types required by earlier versions of the Enterprise Beans specification (i.e., EJBObject or EJBLocalObject interface). A local client may also access a session bean through a no-interface view that exposes all *non-static* `public` methods of the bean class.

3.4.1. Obtaining a Session Bean's Business Interface

A client can obtain a session bean's business interface through dependency injection or lookup in the

JNDI namespace.

For example, the business interface `Cart` for the `CartBean` session bean may be obtained using dependency injection as follows:

```
@EJB  
Cart cart;
```

The `Cart` business interface could also be looked up using JNDI as shown in the following code segment using the `lookup` method provided by the `EJBContext` interface. In this example, a reference to the client bean's `SessionContext` object is obtained through dependency injection:

```
@Resource  
SessionContext ctx;  
...  
Cart cart = (Cart)ctx.lookup("cart");
```

In both cases, the syntax used in obtaining the reference to the `Cart` business interface is independent of whether the business interface is local or remote. In the case of remote access, the actual location of a referenced enterprise bean and Enterprise Beans container are, in general, transparent to the client using the remote business interface of the bean.

3.4.2. Obtaining a Reference to the No-interface View

A client can obtain a reference to a session bean's no-interface view through dependency injection or lookup in the JNDI namespace.

For example, the no-interface view of the `CartBean` session bean with bean class `com.acme.CartBean` may be obtained using dependency injection as follows:

```
@EJB  
CartBean cart;
```

The `CartBean` no-interface view could also be looked up via JNDI as shown in the following code segment using the `lookup` method provided by the `EJBContext` interface. In this example, a reference to the client bean's `SessionContext` object is obtained through dependency injection:

```
@Resource  
SessionContext ctx;  
...  
CartBean cart = (CartBean)ctx.lookup("cart");
```

Despite the fact that the client reference for the no-interface view has the type of the bean class, the client never directly uses the `new` operator to acquire the reference.

3.4.3. Session Bean's Business Interface

The session bean's business interface is an ordinary Java interface. It contains the business methods of the session bean.

A reference to a session bean's business interface may be passed as a parameter or return value of a business interface method. If the reference is to a session bean's local business interface, the reference may only be passed as a parameter or return value of a local business interface method or a no-interface view method.

The business interface of a stateful session bean typically contains a method to initialize the state of the session object and a method to indicate that the client has finished using the session object and that it can be removed. See [Session Bean Component Contract](#).

It is invalid to reference a session object that does not exist. If a stateful session bean has been removed, attempted invocations on the stateful session bean business interface result in the `jakarta.ejb.NoSuchEJBException`.^[3] If a singleton session bean did not successfully initialize, attempted invocations on the singleton session bean business interface result in the `jakarta.ejb.NoSuchEJBException`.

The container provides an implementation of a session bean's business interface such that when the client invokes a method on the instance of the business interface, the business method on the session bean instance and any interceptor methods are invoked as needed.

The container makes the session bean's business interface available to the Enterprise Beans 3.x client through dependency injection and through lookup in the JNDI namespace. [Enterprise Bean References](#) describes in further detail how clients can obtain references to Enterprise Beans business interfaces.

3.4.4. Session Bean's No-Interface View

A session bean's no-interface view is a variation of the local view that exposes the *non-static public* methods of the bean class without the use of a separate business interface.

A reference to the no-interface view may be passed as a parameter or return value of any local business interface or no-interface view method.

The container provides an implementation of a reference to a no-interface view such that when the client invokes a method on the reference, the business method on the session bean instance and any interceptor methods are invoked as needed. As with the session bean remote and local views, a client acquires a no-interface view reference via lookup or injection only. A client does *not* directly instantiate (use the `new` operator on) the bean class to acquire a reference to the no-interface view.

Only `public` methods of the bean class and of any superclasses except `java.lang.Object` may be invoked through the no-interface view. Attempted invocations of methods with any other access modifiers via

the no-interface view reference must result in the `jakarta.ejb.EJBException`.

When interacting with a reference to the no-interface view, the client must not make any assumptions regarding the internal implementation of the reference, such as any instance-specific state that may be present in the reference. Although the reference object is type-compatible with the corresponding bean class type, there is no prescribed relationship between the internal implementation of the reference and the implementation of the bean instance.

The developer of an enterprise bean that exposes a no-interface view must not make any assumptions about the number of times the bean class no-arg constructor will be called. For example, it is possible that the acquisition of a client reference to the no-interface view will result in the invocation of the bean class constructor. It is recommended that the Bean Provider place component initialization logic in a `PostConstruct` method instead of the bean class no-arg constructor.

It is invalid to reference a session object that does not exist. If a stateful session bean has been removed, attempted invocations on the no-interface view reference must result in the `jakarta.ejb.NoSuchEJBException`. If a singleton session bean did not successfully initialize, attempted invocations on the singleton session bean's no-interface view reference result in the `jakarta.ejb.NoSuchEJBException`.

3.4.5. Client View of Session Object's Life Cycle

From the point of view of the client, a session object exists once the client has obtained a reference to its business interface—whether through dependency injection or from lookup of the business interface in JNDI.

A client that has a reference to a session object's business interface can then invoke business methods on the interface and/or pass the reference as a parameter or return value of a business interface method.^[4]

A client may remove a stateful session bean by invoking a method of its business interface designated as a `Remove` method.

The lifecycle of a stateless session bean does not require that it be removed by the client. Removal of a stateless session bean instance is performed by the container, transparently to the client.

The lifecycle of a singleton session bean does not require that it be removed by the client. Removal of a singleton session bean instance is performed by the container, transparently to the client.

The contracts for session bean lifecycle are described in [Session Bean Component Contract](#).

3.4.6. Example of Obtaining and Using a Session Object

An example of the session bean runtime objects is illustrated by the following diagram:

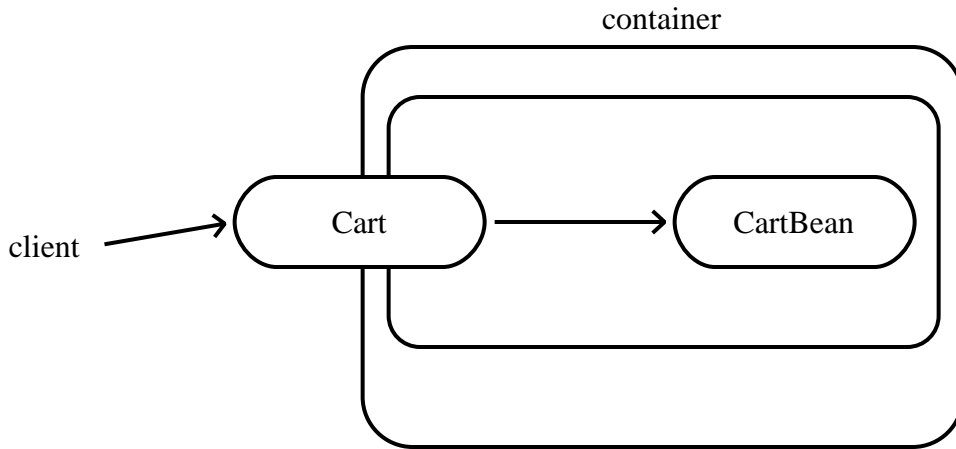


Figure 1. Session Bean Example Objects

A client obtains a reference to a `Cart` session object, which provides a shopping service, by means of dependency injection or using JNDI lookup. The client then uses this session object to fill the cart with items and to purchase its contents. `Cart` is a stateful session.

In this example, the client obtains a reference to the `Cart`'s business interface through dependency injection. The client then uses the business interface to initialize the session object and add a few items to it. The `startShopping` method is a business method that is provided for the initialization of the session object.

```

@EJB
Cart cart;
...
cart.startShopping();
cart.addItem(66);
cart.addItem(22);
  
```

Finally the client purchases the contents of the shopping cart, and finishes the shopping activity.^[5]

```

cart.purchase();
cart.finishShopping();
  
```

3.4.7. Session Object Identity

A client can test two Enterprise Beans 3.x remote or local view references for identity by means of the `Object.equals` and `Object.hashCode` methods.

3.4.7.1. Stateful Session Beans

A stateful session object has a unique identity that is assigned by the container at the time the object is created. A client of the stateful session bean business interface can determine if two business interface

or no-interface view references refer to the same session object by use of the `equals` method.

For example,

```
@EJB
Cart cart1;

@EJB
Cart cart2;
...
if (cart1.equals(cart1)) { // this test must return true
    ...
}
...
if (cart1.equals(cart2)) { // this test must return false
    ...
}
```

All stateful session bean references to the same business interface for the same stateful session bean instance will be equal. All references to the no-interface view of the same stateful session bean instance will be equal. Stateful session bean references to different interface types or between an interface type and a no-interface view or to different stateful session bean instances will not have the same identity.

3.4.7.2. Stateless Session Beans

All business object references of the same interface type for the same stateless session bean have the same object identity, which is assigned by the container. All references to the no-interface view of the same stateless session bean have the same object identity.

For example,

```
@EJB
Cart cart1;

@EJB
Cart cart2;
...
if (cart1.equals(cart1)) { // this test must return true
    ...
}
...
if (cart1.equals(cart2)) { // this test must also return true
    ...
}
```


The `equals` method always returns `true` when used to compare references to the same business interface type of the same stateless session bean. The `equals` method always returns `true` when used to compare references to the no-interface view of the same stateless session bean. Stateless session bean references to either different business interface types or between an interface type and a no-interface view or to different session beans will not be equal.

3.4.7.3. Singleton Session Beans

All business object references of the same interface type for the same singleton session bean have the same object identity, which is assigned by the container. All references to the no-interface view of the same singleton session bean have the same object identity.

For example,

```
@EJB
Shared shared1;

@EJB
Shared shared2;
...
if (shared1.equals(shared1)) { // this test must return true
    ...
}
...
if (shared1.equals(shared2)) { // this test must also return true
    ...
}
```

The `equals` method always returns `true` when used to compare references to the same business interface type of the same singleton session bean. The `equals` method always returns `true` when used to compare references to the no-interface view of the same singleton session bean. Session bean references to either different business interface types or between an interface type and a no-interface view or to different session beans will not be equal.

3.4.8. Asynchronous Invocations

By default, session bean invocations through the remote, local, and no-interface views are synchronous. The client blocks for the duration of the invocation and is returned control only after all invocation processing has completed. Clients can achieve *asynchronous* invocation behavior by invoking session bean methods that have been designed to support asynchrony.

When a client invokes an asynchronous method, the container returns control to the client immediately and continues processing the invocation on a separate thread of execution.

The client should expect to receive a system exception (in the form of the `jakarta.ejb.EJBException`) on the client thread if the container has problems allocating the internal resources required to support

the asynchronous method.^[6] If a system exception is received on the client thread, the client can expect that the container will not be able to dispatch the asynchronous method. The client may wish to retry the asynchronous method at a later time.

If no system exception is received, the client can expect that the container will make an attempt to dispatch the asynchronous method. An exception resulting from the asynchronous method execution (e.g. an authorization failure, transaction commit failure, application exception, etc.) will be available via the `Future<V>` object.

3.4.8.1. Return Values

Asynchronous methods have a return type of `void` or `Future<V>`, where `V` represents the result value of the asynchronous invocation.

For `Future<V>`, the object returned from the client invocation is a container provided object. This object allows the client to retrieve the invocation result value, discover any invocation exception, or attempt to cancel the asynchronous invocation.

All methods of the `java.util.concurrent.Future` interface are supported. Unless otherwise noted, the behavior matches that described in its javadoc entry [33].

`Future.cancel(boolean mayInterruptIfRunning)`

If a client calls `cancel` on its `Future` object, the container will attempt to cancel the associated asynchronous invocation *only if* that invocation has not already been dispatched. There is no guarantee that an asynchronous invocation can be cancelled, regardless of how quickly `cancel` is called after the client receives its `Future` object. If the asynchronous invocation cannot be cancelled, the method must return `false`. If the asynchronous invocation is successfully cancelled, the method must return `true`.

The `mayInterruptIfRunning` flag controls whether, in the case that the asynchronous invocation can *not* be cancelled, the target enterprise bean should have visibility to the client's cancel attempt. If the `mayInterruptIfRunning` flag is set to `true`, then subsequent calls to the `SessionContext.wasCancelled` method from within the associated dispatched asynchronous invocation must return `true`. If the `mayInterruptIfRunning` flag is set to `false`, then subsequent calls to the `SessionContext.wasCancelled` method from within the associated dispatched asynchronous invocation must return `false`.

Note that all the client `Future` cancel semantics (`isCancelled`, `CancellationException`, etc.) depend only on the result of `Future.cancel`. If the dispatched asynchronous method does decide to short circuit its processing as a result of checking `SessionContext`, it is the responsibility of the Bean Provider to decide how to convey that information to the client. Typically, that is done through a special return value or exception delivered via `Future.get()`.

`Future.get`

The client calls one of the two `Future.get` methods in order to retrieve the result value or resulting exception from the associated asynchronous invocation. This specification recommends that unless the

client successfully cancels the asynchronous invocation it should call `get` on every `Future` object it receives. If a call to `get` successfully returns a result value or throws an `ExecutionException`, all subsequent calls to `get` on the same `Future` object must result in that same behavior.

The Enterprise Beans Container Provider is permitted to define a timeout value that governs the maximum amount of time the container maintains result values for completed asynchronous invocations. The configuration of such a timeout is beyond the scope of this specification.

3.4.9. Concurrent Access to Session Bean References

It is permissible to acquire a session bean reference and attempt to invoke the same reference object concurrently from multiple threads. However, the resulting client behavior on each thread depends on the concurrency semantics of the target bean. See [Serializing Session Bean Methods](#) and [Singleton Session Bean Concurrency](#) for details of the concurrency behavior for session beans.

3.5. The Web Service Client View of a Stateless or Singleton Session Bean

From the perspective of the client, the existence of the stateless session bean or singleton session bean is completely hidden behind the web service endpoint that the bean implements.

The web service client's access to the web service functionality provided by a session bean occurs through a web service endpoint. In the case of Java clients, this endpoint is accessed as a Jakarta XML Web Services service endpoint using the client view APIs, as described in [31].

The following diagram illustrates the view that is provided to Jakarta XML Web Services clients of a stateless session bean through the client view APIs.

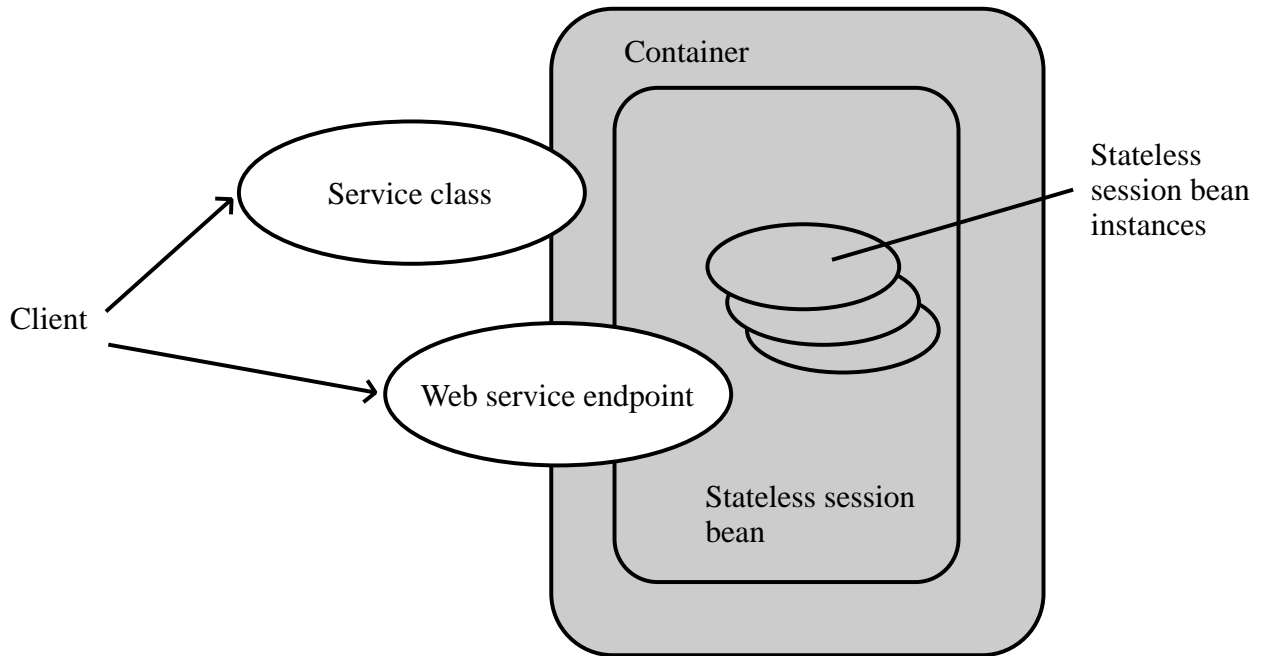


Figure 2. Web Service Client View of Stateless Session Beans Deployed in a Container

3.5.1. Jakarta XML Web Services Clients

The Jakarta XML Web Services client obtains a reference to the service instance of the `jakarta.xml.ws.Service` class through dependency injection or using JNDI. The service class can be a generic `jakarta.xml.ws.Service` class or a generated service class which extends the `jakarta.xml.ws.Service` class. The service instance is then used to obtain a port object for the web service endpoint. The mechanisms and APIs for client web service access are described in the *Jakarta XML Web Services* [31] specification and in the *Jakarta Enterprise Web Services* [30] specification.

The following example illustrates how a Jakarta XML Web Services client obtains a reference to a web service endpoint, obtains a port object for the web service endpoint, and invokes a method on that endpoint.

```
@WebServiceRef
public StockQuoteService stockQuoteService;
...
StockQuoteProvider sqp = stockQuoteService.getStockQuoteProviderPort();
float quotePrice = sqp.getLastTradePrice("ACME");
...

```

The use of service references and the `WebServiceRef` annotation are described in further detail in [31].

3.6. Remote and Local Client View of Session Beans Written to the Enterprise Beans 2.1 Client View API

The remainder of this chapter describes the session bean client view defined by the Enterprise Beans 2.1 and earlier specifications. Support for the definition and use of these earlier client interfaces is required to be provided by implementations of this specification. The Enterprise Beans 2.1 remote and local client views are not supported for singleton session beans.

3.6.1. Locating a Session Bean's Home Interface

The Enterprise Beans 2.1 and earlier specifications required that the client first obtain a reference to a session bean's home interface, and then use the home interface to obtain a reference to the bean's component interface. This earlier programming model continues to be supported by this specification. Both dependency injection and use of the `EJBContext` `lookup` method may be used as an alternative to the JNDI APIs to obtain a reference to the home interface.

For example, an Enterprise Beans 3.x client, `com.acme.example.MySessionBean`, might obtain a reference to a bean's home interface as follows:

```
@EJB
CartHome cartHome;
```

This home interface could be looked up in JNDI using the `EJBContext` `lookup` method as shown in the following code segment:

```
@Resource
SessionContext ctx;
...
CartHome cartHome =
    (CartHome)ctx.lookup("com.acme.example.MySessionBean/cartHome");
```

When the `EJBContext` `lookup` method is used to look up a home interface, the use of `javax.rmi.PortableRemoteObject.narrow` is not required.

The following code segments illustrate how the home interface is obtained when the JNDI APIs are used directly, as was required in the Enterprise Beans 2.1 programming model. For example, the remote home interface for the `Cart` session bean can be located using the following code segment:

```
Context initialContext = new InitialContext();
CartHome cartHome = (CartHome)javax.rmi.PortableRemoteObject.narrow(
    initialContext.lookup("java:comp/env/ejb/cart"), CartHome.class);
```

If the `Cart` session bean provides a local client view instead of a remote client view and `CartHome` is a local home interface, this lookup might be as follows:

```
Context initialContext = new InitialContext();
CartHome cartHome =
    (CartHome)initialContext.lookup("java:comp/env/ejb/cart");
```

3.6.2. Session Bean's Remote Home Interface

This section is specific to session beans that provide a remote client view using the remote component interface and remote home interface.

This was the only way of providing a remote client view in the Enterprise Beans 2.1 and earlier releases. The remote client view provided by the business interface under the Enterprise Beans 3.x API, as described in [Client View of Session Beans Written to the Enterprise Beans 3.x Simplified API](#), is now to be preferred.

The container provides the implementation of the remote home interface for each session bean that defines a remote home interface that is deployed in the container. The object that implements a session bean's remote home interface is called a session EJBHome object. The container makes the session bean's remote home interface available to the client through dependency injection or through lookup in the JNDI namespace.

The remote home interface allows a client to do the following:

- Create a new session object.
- Remove a session object.
- Get the `jakarta.ejb.EJBMetaData` interface for the session bean. The `jakarta.ejb.EJBMetaData` interface is intended to allow application assembly tools to discover information about the session bean, and to allow loose client/server binding and client-side scripting.
- Obtain a handle for the remote home interface. The home handle can be serialized and written to stable storage. Later, possibly in a different JVM, the handle can be deserialized from stable storage and used to obtain back a reference of the remote home interface.

The life cycle of the distributed object implementing the remote home interface (the EJBHome object) or the local Java object implementing the local home interface (the EJBLocalHome object) is container-specific. A client application should be able to obtain a home interface, and then use it multiple times, during the client application's lifetime.

A client can pass a remote home object reference to another application. The receiving application can use the home interface in the same way that it would use a remote home object reference obtained via JNDI.

3.6.2.1. Creating a Session Object

A home interface defines one or more `create<METHOD>` methods, one for each way to create a session object. The arguments of the `create` methods are typically used to initialize the state of the created session object.

The return type of a `create<METHOD>` method on the remote home interface is the session bean's remote component interface.

The following example illustrates a remote home interface that defines two `create<METHOD>` methods:

```
public interface CartHome extends jakarta.ejb.EJBHome {
    Cart create(String customerName, String account)
        throws RemoteException, BadAccountException, CreateException;
    Cart createLargeCart(String customerName, String account)
        throws RemoteException, BadAccountException, CreateException;
}
```

The following example illustrates how a client creates a new session object using a `create<METHOD>` method of the `CartHome` interface:

```
carHome.create("John", "7506");
```

3.6.2.2. Removing a Session Object

A remote client may remove a session object using the `remove()` method of the `jakarta.ejb.EJBObject` interface, or the `remove(Handle handle)` method of the `jakarta.ejb.EJBHome` interface.

Because session objects do not have primary keys that are accessible to clients, invoking the `jakarta.ejb.EJBHome.remove(Object primaryKey)` method on a session results in a `jakarta.ejb.RemoveException`.

3.6.3. Session Bean's Local Home Interface

This section is specific to session beans that provide a local client view using the local component interface and local home interface.

This was the only way of providing a local client view in the Enterprise Beans 2.1 and earlier releases. The local client view provided by the business interface under the Enterprise Beans 3.x API, as described in [Client View of Session Beans Written to the Enterprise Beans 3.x Simplified API](#), is now to be preferred.

The container provides the implementation of the local home interface for each session bean that

defines a local home interface that is deployed in the container. The object that implements a session bean's local home interface is called a session EJBLocalHome object. The container makes the session bean's local home interface available to the client through JNDI.

The local home interface allows a local client to do the following:

- Create a new session object.
- Remove a session object.

A client can pass a local home object reference to another application through its local component interface. A local home object reference cannot be passed as an argument or result of a method on an enterprise bean's remote home or remote component interface.

3.6.3.1. Creating a Session Object

A local home interface defines one or more `create<METHOD>` methods, one for each way to create a session object. The arguments of the `create` methods are typically used to initialize the state of the created session object.

The return type of a `create<METHOD>` method on the local home interface is the session bean's local component interface.

The following example illustrates a local home interface that defines two `create<METHOD>` methods:

```
public interface CartHome extends jakarta.ejb.EJBLocalHome {
    Cart create(String customerName, String account)
        throws BadAccountException, CreateException;
    Cart createLargeCart(String customerName, String account)
        throws BadAccountException, CreateException;
}
```

The following example illustrates how a client creates a new session object using a `create<METHOD>` method of the `CartHome` interface:

```
cartHome.create("John", "7506");
```

3.6.3.2. Removing a Session Object

A local client may remove a session object using the `remove()` method of the `jakarta.ejb.EJBLocalObject` interface.

Because session objects do not have primary keys that are accessible to clients, invoking the `jakarta.ejb.EJBLocalHome.remove(Object primaryKey)` method on a session results in a `jakarta.ejb.RemoveException`.

3.6.4. EJBObject and EJBLocalObject

A remote or local client that uses the Enterprise Beans 2.1 client view APIs uses the session bean's component interface to access a session bean instance. The class that implements the session bean's component interface is provided by the container. Instances of a session bean's remote component interface are called session **EJBObjects**. Instances of a session bean's local component interface are called session **EJBLocalObjects**.

A session EJBObject supports:

- The business logic methods of the object. The session EJBObject delegates invocation of a business method to the session bean instance.
- The methods of the `jakarta.ejb.EJBObject` interface. These methods allow the client to:
 - Get the session object's remote home interface.
 - Get the session object's handle.
 - Test if the session object is identical with another session object.
 - Remove the session object.

A session EJBLocalObject supports:

- The business logic methods of the object. The session EJBLocalObject delegates invocation of a business method to the session bean instance.
- The methods of the `jakarta.ejb.EJBLocalObject` interface. These methods allow the client to:
 - Get the session object's local home interface.
 - Test if the session object is identical with another session object.
 - Remove the session object.

The implementation of the methods defined in the `jakarta.ejb.EJBObject` and `jakarta.ejb.EJBLocalObject` interfaces is provided by the container. They are not delegated to the instances of the session bean class.

3.6.5. Client view of Session Object's Life Cycle

From the point of view of a local or remote client using the Enterprise Beans 2.1 and earlier client view API, the life cycle of a session object is illustrated below.

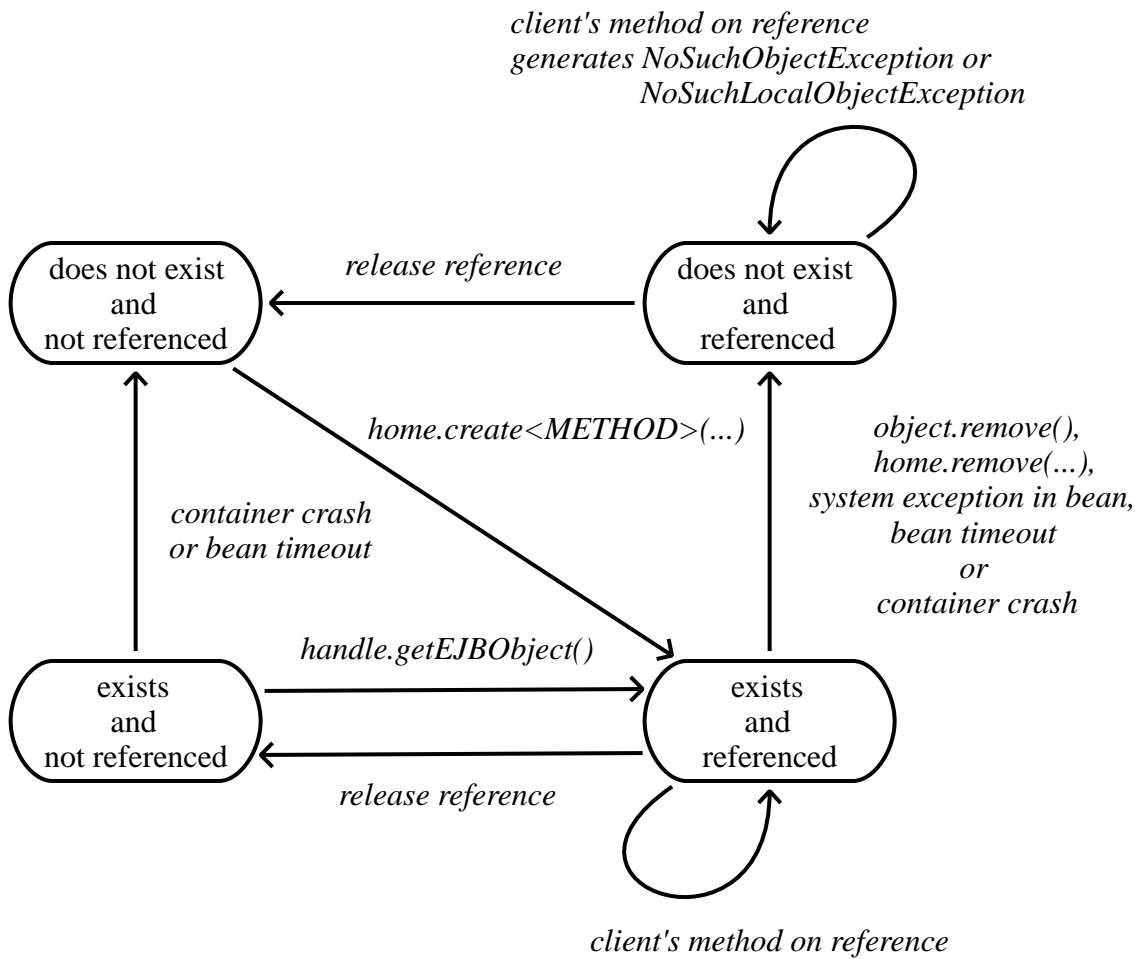


Figure 3. Life Cycle of a Session Object.

A session object does not exist until it is created. When a client creates a session object, the client has a reference to the newly created session object’s component interface.

3.6.5.1. References to Session Object Remote Component Interfaces

A client that has a reference to a session object’s remote component interface can then do any of the following:

- Invoke business methods defined in the session object’s remote component interface.
- Get a reference to the session object’s remote home interface.
- Get a handle for the session object.
- Pass the reference as a parameter or return value within the scope of the client.
- Remove the session object. A container may also remove the session object automatically when the session object’s lifetime expires.

It is invalid to reference a session object that does not exist. Attempted remote invocations on a stateful session object that does not exist result in a `java.rmi.NoSuchObjectException`.^[7]

3.6.5.2. References to Session Object Local Component Interfaces

A client that has a reference to a session object's local component interface can then do any of the following:

- Invoke business methods defined in the session object's local component interface.
- Get a reference to the session object's local home interface.
- Pass the reference as a parameter or return value of a local component interface method.
- Remove the session object. A container may also remove the session object automatically when the session object's lifetime expires.

It is invalid to reference a session object that does not exist. Attempted invocations on a stateful session object that does not exist result in `jakarta.ejb.NoSuchObjectLocalException`.^[8]

A client can pass a local object reference or local home object reference to another application through its local component interface. A local object reference or local home object reference cannot be passed as an argument or result of a method on an enterprise bean's remote home or remote component interface.

3.6.6. Creating and Using a Session Object

An example of the session bean runtime objects is illustrated by the following diagram:

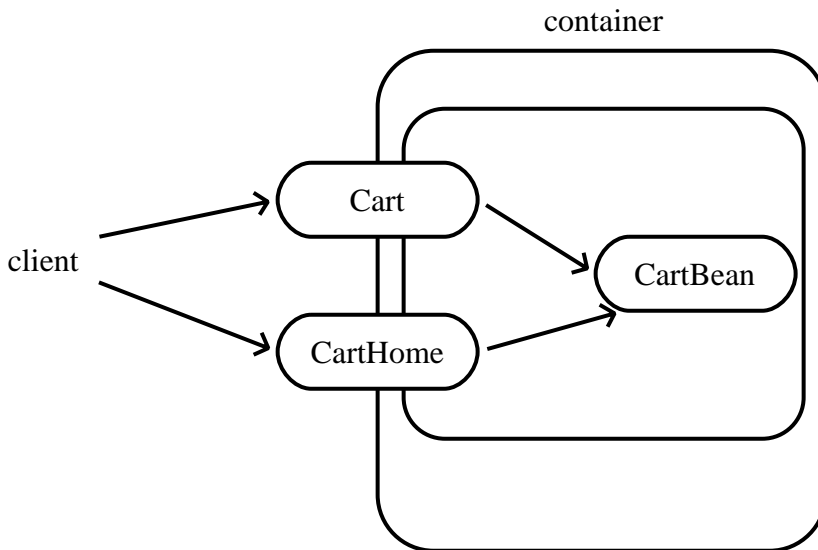


Figure 4. Session Bean Example Objects

A client creates a remote `Cart` session object, which provides a shopping service, using a `create<METHOD>` method of the `Cart`'s remote home interface. The client then uses this session object to fill the cart with items and to purchase its contents.

Suppose that the end-user wishes to start the shopping session, suspend the shopping session temporarily for a day or two, and later complete the session. The client might implement this feature

by getting the session object's handle, saving the serialized handle in persistent storage, and using it later to reestablish access to the original `Cart`.

For the following example, we start by looking up the `Cart`'s remote home interface in JNDI. We then use the remote home interface to create a `Cart` session object and add a few items to it:

```
CartHome cartHome = (CartHome)javax.rmi.PortableRemoteObject.narrow(
    initialContext.lookup(...), CartHome.class);
Cart cart = cartHome.createLargeCart(...);
cart.addItem(66);
cart.addItem(22);
```

Next we decide to complete this shopping session at a later time so we serialize a handle to this cart session object and store it in a file:

```
Handle cartHandle = cart.getHandle();
//serialize cartHandle, store in a file...
```

Finally we deserialize the handle at a later time, re-create the reference to the cart session object, and purchase the contents of the shopping cart:

```
Handle cartHandle = ...; // deserialize from a file...
Cart cart = (Cart)javax.rmi.PortableRemoteObject.narrow(
    cartHandle.getEJBObject(), Cart.class);
cart.purchase();
cart.remove();
```

3.6.7. Object Identity

Session objects are intended to be private resources used only by the client that created them. For this reason, session objects, from the client's perspective, appear anonymous. Session objects do not expose their identity as a primary key, on the opposite, they hide their identity. As a result, the `EJBObject.getPrimaryKey()` method results in a `java.rmi.RemoteException` and the `EJBLocalObject.getPrimaryKey()` method results in a `jakarta.ejb.EJBException`, and the `EJBHome.remove(Object primaryKey)` and the `EJBLocalHome.remove(Object primaryKey)` methods result in a `jakarta.ejb.RemoveException` if called on a session bean. If the `EJBMetaData.getPrimaryKeyClass()` method is invoked on a `EJBMetaData` object for a session bean, the method throws the `java.lang.RuntimeException`. Since all session objects hide their identity, there is no need to provide a finder for them. The home interface of a session bean must not define any finder methods.

A session object handle can be held beyond the life of a client process by serializing the handle to persistent storage. When the handle is later deserialized, the session object it returns will work as long as the session object still exists on the server. (An earlier timeout or server crash may have destroyed

the session object.) A handle is not a capability, in the security sense, that would automatically grant its holder the right to invoke methods on the object. When a reference to a session object is obtained from a handle, and then a method on the session object is invoked, the container performs the usual access checks based on the caller's principal.

3.6.7.1. Stateful Session Beans

A stateful session object has a unique identity that is assigned by the container at create time.

A remote client can determine if two remote object references refer to the same session object by invoking the `isIdentical(EJBObject otherEJBObject)` method on one of the references. A local client can determine if two local object references refer to the same session object by invoking the `isIdentical(EJBLocalObject otherEJBLocalObject)` method.

The following example illustrates the use of the `isIdentical` method for a stateful session object.

```
FooHome fooHome = ...; // obtain home of a stateful session bean
Foo foo1 = fooHome.create(...);
Foo foo2 = fooHome.create(...);

if (foo1.isIdentical(foo1)) { // this test must return true
    ...
}

if (foo1.isIdentical(foo2)) { // this test must return false
    ...
}
```

3.6.7.2. Stateless Session Beans

All session objects of the same stateless session bean within the same home have the same object identity, which is assigned by the container. If a stateless session bean is deployed multiple times (each deployment results in the creation of a distinct home), session objects from different homes will have a different identity.

The `isIdentical(EJBObject otherEJBObject)` and `isIdentical(EJBLocalObject otherEJBLocalObject)` methods always returns true when used to compare object references of two session objects of the same stateless session bean.

The following example illustrates the use of the `isIdentical` method for a stateless session object.

```
FooHome fooHome = ...; // obtain home of a stateless session bean
Foo foo1 = fooHome.create();
Foo foo2 = fooHome.create();

if (foo1.isIdentical(foo1)) { // this test returns true
    ...
}

if (foo1.isIdentical(foo2)) { // this test returns true
    ...
}
```

3.6.7.3. `getPrimaryKey()`

The object identifier of a session object is, in general, opaque to the client. The result of `getPrimaryKey()` on a session `EJBObject` reference results in `java.rmi.RemoteException`. The result of `getPrimaryKey()` on a session `EJBLocalObject` reference results in `jakarta.ejb.EJBException`.

3.6.8. Type Narrowing

A client program that is intended to be interoperable with all compliant Enterprise Beans container implementations must use the `javax.rmi.PortableRemoteObject.narrow` method to perform type-narrowing of the client-side representations of the remote home and remote component interfaces.^[9]

Note: Programs using the cast operator for narrowing the remote component interface and remote home interface are likely to fail if the container implementation uses RMI-IIOP as the underlying communication transport.

[2] More literally, references are passed by value in the JVM: an argument variable of primitive type holds a value of that primitive type; an argument variable of a reference type hold a reference to the object. See [27].

[3] This may not apply to stateless session beans; see [Stateless Session Beans](#).

[4] Note that the Enterprise Beans 3.x session bean business interface is not an `EJBObject`. It is not valid to pass a reference to the remote business interface through a bean's remote component interface.

[5] It is part of the logic of an application designed using stateful session beans to designate a method that causes the removal of the stateful session (and thus allows for the reclamation of resources used by the session bean). This example assumes that the `finishShopping` method is such a `Remove` method. See [Stateful Session Beans](#) for further discussion.

[6] If the business interface is a remote business interface that extends `java.rmi.Remote`, the `java.rmi.RemoteException` is received instead.

[7] This may not apply to stateless session beans; see [Stateless Session Beans](#).

[8] This may not apply to stateless session beans; see [Stateless Session Beans](#).

[9] Use of `javax.rmi.PortableRemoteObject.narrow` is not needed when the `EJBContext.lookup` method is used to look up the remote home interface.

Chapter 4. Session Bean Component Contract

This chapter specifies the contract between a session bean and its container. It defines the life cycle of the session bean instances.

This chapter defines the developer's view of session bean state management and the container's responsibilities for managing session bean state.

4.1. Overview

A session bean instance is an instance of the session bean class. It holds the session object's state.

A session bean instance is an extension of the client that creates it:

- In the case of a stateful session bean, its fields contain **conversational state** on behalf of the session object's client. This state describes the conversation represented by a specific client/session object pair.
- It typically reads and updates data in a database on behalf of the client.
- In the case of a stateful session bean, its lifetime is controlled by the client.

A container may also terminate a session bean instance's life after a Deployer-specified timeout or as a result of the failure of the server on which the bean instance is running. For this reason, a client should be prepared to recreate a new session object if it loses the one it is using.

Typically, a session object's conversational state is not written to the database. A session Bean Provider simply stores it in the session bean instance's fields and assumes its value is retained for the lifetime of the instance. A developer may use an extended persistence context to store a stateful session bean's persistent conversational state. See the document "*Jakarta Persistence*" specification [2].

A session bean that does not make use of Jakarta Persistence must explicitly manage cached database data. A session bean instance must write any cached database updates prior to a transaction completion, and it must refresh its copy of any potentially stale database data at the beginning of the next transaction. A session bean must also refresh any `java.sql.Statement` objects before they are used in a new transaction context. Use of Jakarta Persistence provides a session bean with automatic management of database data, including the automatic flushing of cached database updates upon transaction commit. See [2].

The container manages the life cycle of the session bean instances. It notifies the instances when bean action may be necessary, and it provides a full range of services to ensure that the session bean implementation is scalable and can support a large number of clients.

A session bean may be invoked either *synchronously* or *asynchronously*.

A session bean may be either:

- *stateless*—the session bean instances contain no conversational state between methods; any instance can be used for any client.
- *stateful*—the session bean instances contain conversational state which must be retained across methods and transactions.
- *singleton*—a single session bean instance is shared between clients and supports concurrent access.

4.2. Conversational State of a Stateful Session Bean

The conversational state of a *stateful* session object is defined as the session bean instance's field values, its associated interceptors and their instance field values, plus the transitive closure of the objects from these instances' fields reached by following Java object references.

To efficiently manage the size of its working set, a session bean container may need to temporarily transfer the state of an idle *stateful* session bean instance to some form of secondary storage. The transfer from the working set to secondary storage is called instance *passivation*. The transfer back is called *activation*.

In advanced cases, a session object's conversational state may contain open resources, such as open sockets and open database cursors. A container cannot retain such open resources when a session bean instance is passivated. A developer of a stateful session bean must close and open the resources in the `PrePassivate` and `PostActivate` lifecycle callback interceptor methods.^[10]

A container may only passivate a stateful session bean instance when the instance is *not* in a transaction.

A container must not passivate a stateful session bean that is designated as not passivation capable. See [Disabling Passivation of Stateful Session Beans](#) on how to disable passivation of stateful session beans.

A container must not passivate a stateful session bean with an extended persistence context unless the following conditions are met:^[11]

- All the entities in the persistence context are serializable.
- The `EntityManager` is serializable.

A stateless session bean is never passivated.

A singleton session bean is never passivated.

4.2.1. Instance Passivation and Conversational State

The Bean Provider is required to ensure that the `PrePassivate` method leaves the instance fields and the fields of its associated interceptors ready to be serialized by the container. The objects that are

assigned to the instance's *non-transient* fields and the *non-transient* fields of its interceptors after the `PrePassivate` method completes must be one of the following.

- A serializable object.^[12]
- A `null`.
- A reference to an enterprise bean's local or remote business interface.
- A reference to an enterprise bean's no-interface view.
- A reference to an enterprise bean's remote component interface, even if the stub class is not serializable.
- A reference to an enterprise bean's remote home interface, even if the stub class is not serializable.
- A reference to an entity bean's^[12] local component interface, even if it is not serializable.
- A reference to an entity bean's^[13] local home interface, even if it is not serializable.
- A reference to the `SessionContext` object, even if it is not serializable.
- A reference to the environment naming context (that is, the `java:comp/env` JNDI context) or any of its subcontexts.
- A reference to the `UserTransaction` interface.
- A reference to a resource manager connection factory.^[14]
- A reference to a container-managed `EntityManager` object, even if it is not serializable.
- A reference to an `EntityManagerFactory` object obtained via injection or JNDI lookup, even if it is not serializable.
- A reference to a `jakarta.ejb.Timer` object.
- An object that is not directly serializable, but becomes serializable by replacing the references to an enterprise bean's business interface, an enterprise bean's home and component interfaces, the references to the `SessionContext` object, the references to the `java:comp/env` JNDI context and its subcontexts, the references to the `UserTransaction` interface, and the references to the `EntityManager` and/or `EntityManagerFactory` by serializable objects during the object's serialization.

This means, for example, that the Bean Provider must close all JDBC™ connections in the `PrePassivate` method and assign the instance's fields storing the connections to `null`.

The last bulleted item covers cases such as storing Collections of component interfaces in the conversational state.

The Bean Provider must assume that the content of `transient` fields may be lost between the `PrePassivate` and `PostActivate` notifications. Therefore, the Bean Provider should not store in a `transient` field a reference to any of the following objects: `SessionContext` object; environment JNDI naming context and any its subcontexts; business interfaces; home and component interfaces; `EntityManager` interface; `EntityManagerFactory` interface; `UserTransaction` interface.

The restrictions on the use of transient fields ensure that containers can use Java Serialization during

passivation and activation.

The following are the requirements for the container.

The container performs the Java programming language Serialization (or its equivalent) of the instance's state (and its interceptors' state) after it invokes the `PrePassivate` method on the instance and its interceptors.

The container must be able to properly save and restore the reference to the business interfaces and home and component interfaces of the enterprise beans stored in the instance's state even if the classes that implement the object references are not serializable.

The container may use, for example, the object replacement technique that is part of the `java.io.ObjectOutputStream` and `java.io.ObjectInputStream` protocol to externalize the home and component references.

The container must be able to properly save and restore references to timers stored in the instance's state even if the classes that implement the timers are not serializable.

If the session bean instance stores in its conversational state an object reference to the `jakarta.ejb.SessionContext` interface, the container must be able to save and restore the reference across the instance's passivation. The container can replace the original `SessionContext` object with a different and functionally equivalent `SessionContext` object during activation.

If the session bean instance stores in its conversational state an object reference to the `java:comp/env` JNDI context or its subcontext, the container must be able to save and restore the object reference across the instance's passivation. The container can replace the original object with a different and functionally equivalent object during activation.

If the session bean instance stores in its conversational state an object reference to the `UserTransaction` interface, the container must be able to save and restore the object reference across the instance's passivation. The container can replace the original object with a different and functionally equivalent object during activation.

If the session bean instance stores in its conversational state an object reference to a container-managed `EntityManager` or to an `EntityManagerFactory` obtained via injection or JNDI lookup, the container must be able to save and restore the object reference across the instance's passivation.

The container may destroy a session bean instance if the instance does not meet the requirements for serialization after `PrePassivate`.

While the container is not required to use the Serialization protocol for the Java programming language to store the state of a passivated session instance, it must achieve the equivalent result. The one exception is that containers are not required to reset the value of `transient` fields during activation.^[15] Declaring the session bean's fields as `transient` is, in general, discouraged.

4.2.2. The Effect of Transaction Rollback on Conversational State

A session object's conversational state is not transactional. It is not automatically rolled back to its initial state if the transaction in which the object has participated rolls back.

If a rollback could result in an inconsistency between a session object's conversational state and the state of the underlying database, the bean developer (or the application development tools used by the developer) must use the `afterCompletion` notification to manually reset its state.

4.3. Protocol Between a Session Bean Instance and its Container

Containers themselves make no actual service demands on the session bean instances. The container makes calls on a bean instance to provide it with access to container services and to deliver notifications issued by the container.

4.3.1. Required Session Bean Metadata

A session bean must be annotated or denoted in the deployment descriptor as a stateless, stateful, or singleton session bean. A stateless session bean must be annotated with the `Stateless` annotation or denoted in the deployment descriptor as a stateless session bean. A stateful session bean must be annotated with the `Stateful` annotation or denoted in the deployment descriptor as a stateful session bean. A singleton session bean must be annotated with the `Singleton` annotation or denoted in the deployment descriptor as a singleton session bean. The `Stateful`, `Singleton`, and `Stateless` annotations are component-defining annotations and are applied to the bean class.

4.3.2. Dependency Injection

A session bean may use dependency injection mechanisms to acquire references to resources or other objects in its environment (see [Enterprise Bean Environment](#)). If a session bean makes use of dependency injection, the container injects these references after the bean instance is created, and before any business methods are invoked on the bean instance. If a dependency on the `SessionContext` is declared, or if the bean class implements the optional `SessionBean` interface (see [The SessionBean Interface](#)), the `SessionContext` is also injected at this time. If dependency injection fails, the bean instance is discarded.

Under the Enterprise Beans 3.x API, the bean class may acquire the `SessionContext` interface through dependency injection without having to implement the `SessionBean` interface. In this case, the `Resource` annotation (or `resource-env-ref` deployment descriptor element) is used to denote the bean's dependency on the `SessionContext`. See [Enterprise Bean Environment](#).

4.3.3. The `SessionContext` Interface

If the bean specifies a dependency on the `SessionContext` interface (or if the bean class implements the `SessionBean` interface), the container must provide the session bean instance with a `SessionContext` object. This gives the session bean instance access to the instance's context maintained by the container. The `SessionContext` interface has the following methods:

- The `getCallerPrincipal` method returns the `java.security.Principal` that identifies the invoker.
- The `isCallerInRole` method tests if the session bean instance's caller has a particular role.
- The `setRollbackOnly` method allows the instance to mark the current transaction such that the only outcome of the transaction is a rollback. Only instances of a session bean with container-managed transaction demarcation are permitted to use this method.
- The `getRollbackOnly` method allows the instance to test if the current transaction has been marked for rollback. Only instances of a session bean with container-managed transaction demarcation are permitted to use this method.
- The `getUserTransaction` method returns the `jakarta.transaction.UserTransaction` interface. The instance can use this interface to demarcate transactions and to obtain transaction status. Only instances of a session bean with bean-managed transaction demarcation are permitted to use this method.
- The `getTimerService` method returns the `jakarta.ejb.TimerService` interface. Only stateless session beans and singleton session beans are permitted to use this method. Stateful session beans cannot be timed objects.
- The `getBusinessObject(java.lang.Class<T> businessInterface)` method returns a business object reference to the session bean's business interface or no-interface view. In the case of the no-interface view, the argument is of the type of the bean class. Only session beans with an Enterprise Beans 3.x business interface or no-interface view are permitted to call this method.

If a subsequent invocation is made on the result of `getBusinessObject`, then:

- For a stateless session bean, the invocation will be delivered to another stateless session bean instance.
- For a stateful session bean or singleton session bean, the invocation will be delivered to the bean instance that returned the reference. The existing rules regarding reentrancy would then apply.
- The `getInvokedBusinessInterface` method returns the session bean business interface or no-interface view (bean class) type through which the bean was invoked.
- The `getEJBObject` method returns the session bean's remote component interface. Only session beans with a remote `EJBObject` interface are permitted to call this method.
- The `getEJBHome` method returns the session bean's remote home interface. Only session beans with a remote home interface are permitted to call this method.
- The `getEJBLocalObject` method returns the session bean's local component interface. Only session beans with a local `EJBLocalObject` interface are permitted to call this method.

- The `getEJBLocalHome` method returns the session bean's local home interface. Only session beans with a local home interface are permitted to call this method.
- The `lookup` method enables the session bean to look up its environment entries in the JNDI naming context.
- The `wasCancelCalled` method enables an asynchronous session bean method to check whether the client invoked its `Future.cancel` method. The `SessionContext.wasCancelCalled` method only returns true if the cancel method was invoked on the client `Future` object corresponding to the currently executing business method and the `mayInterruptIfRunning` parameter was set to true.
- The `getContextData` method enables a business method, lifecycle callback method, or timeout method to retrieve or update the interceptor and/or webservices context data associated with its invocation.

4.3.3.1. Use of the `MessageContext` Interface by Session Beans

A session bean that implements a web service endpoint using the Jakarta XML Web Services contracts should use the `WebServiceContext`, which can be injected by use of the `Resource` annotation. The `WebServiceContext` interface allows the session bean instance to see the SOAP message for the web service endpoint, as well as the properties set by the Jakarta XML Web Services message handlers, if any. The session bean may use the `WebServiceContext` interface to set properties for the Jakarta XML Web Services message handlers, if any. See [31].

The `jakarta.xml.ws.handler.MessageContext`[31] is also accessible to interceptors for session bean web service endpoints. See [InvocationContext](#).

4.3.4. Session Bean Lifecycle Callback Interceptor Methods

The following lifecycle event callbacks are supported for session beans. With the exception of `AroundConstruct` lifecycle callback interceptors (see [37]), all interceptor methods may be defined directly on the bean class or on a separate interceptor class. See [Lifecycle Callback Interceptor Methods](#) and [Interceptors](#).

- `AroundConstruct`
- `PostConstruct`
- `PreDestroy`
- `PostActivate`
- `PrePassivate`

The `PostConstruct` callback invocations occur before the first business method invocation on the bean instance. This is at a point after which any dependency injection has been performed by the container.

The `PostConstruct` lifecycle callback interceptor methods execute in an unspecified security context.

The `PostConstruct` lifecycle callback interceptor methods for a stateless session bean execute in an unspecified transaction context. The `PostConstruct` lifecycle callback interceptor methods for a singleton session bean execute in a transaction context determined by the bean's transaction

management type and any applicable transaction attribute. The `PostConstruct` lifecycle callback interceptor methods for a stateful session bean execute in a transaction context determined by the lifecycle callback method's transaction attribute.

The `PreDestroy` callback notification signals that the instance is in the process of being removed by the container. In the `PreDestroy` lifecycle callback interceptor methods, the instance typically releases the resources that it has been holding.

The `PreDestroy` lifecycle callback interceptor methods execute in an unspecified security context.

The `PreDestroy` lifecycle callback interceptor methods for a stateless session bean execute in an unspecified transaction context. The `PreDestroy` lifecycle callback interceptor methods for a singleton session bean execute in a transaction context determined by the bean's transaction management type and any applicable transaction attribute. The `PreDestroy` lifecycle callback interceptor methods for a stateful bean execute in a transaction context determined by the lifecycle callback method's transaction attribute.

The `PrePassivate` and `PostActivate` lifecycle callback interceptor methods are only called on a stateful session bean instance if the bean is passivation capable. By default a stateful session bean is passivation capable. See [Disabling Passivation of Stateful Session Beans](#) on how to disable passivation of a stateful session bean.

The `PrePassivate` callback notification signals the intent of the container to passivate the instance. The `PostActivate` notification signals the instance it has just been reactivated. Because containers automatically maintain the conversational state of a stateful session bean instance when it is passivated, these notifications are not needed for most session beans. Their purpose is to allow stateful session beans to maintain those open resources that need to be closed prior to an instance's passivation and then reopened during an instance's activation.

The `PrePassivate` and `PostActivate` lifecycle callback interceptor methods execute in an unspecified security context.

The `PrePassivate` and `PostActivate` lifecycle callback interceptor methods execute in a transaction context determined by the lifecycle callback method's transaction attribute.

4.3.5. The SessionBean Interface

The session bean class is not required to implement the `SessionBean` interface or the `Serializable` interface. Interceptor classes for the bean are likewise not required to implement the `Serializable` interface.

Compatibility Note: The `SessionBean` interface was required to be implemented by the session bean class in earlier versions of the Enterprise Beans specification. Under the Enterprise Beans 3.x API, the functionality previously provided by the `SessionBean` interface is available to the bean class through selective use of dependency injection (of the `SessionContext`) and optional lifecycle callback interceptor methods.

The `SessionBean` interface defines four methods: `setSessionContext`, `ejbRemove`, `ejbPassivate`, and `ejbActivate`.

The `setSessionContext` method is called by the bean's container to associate a session bean instance with its context maintained by the container. Typically a session bean instance retains its session context as part of its state.

The `ejbRemove` notification signals that the instance is in the process of being removed by the container. In the `ejbRemove` method, the instance typically releases the same resources that it releases in the `ejbPassivate` method.

Under the Enterprise Beans 3.x API, the bean class may optionally define a `PreDestroy` lifecycle callback interceptor method for notification of the container's removal of the bean instance.

The `ejbPassivate` notification signals the intent of the container to passivate the instance. The `ejbActivate` notification signals the instance it has just been reactivated. Their purpose is to allow stateful session beans to maintain those open resources that need to be closed prior to an instance's passivation and then reopened during an instance's activation. The `ejbPassivate` and `ejbActivate` methods are only called on stateful session bean instances.

Under the Enterprise Beans 3.x API, the bean class may optionally define `PrePassivate` and/or `PostActivate` lifecycle callback interceptor methods for notification of the passivation/activation of the bean instance.

This specification requires that the `ejbRemove`, `ejbActivate`, and `ejbPassivate` methods of the `SessionBean` interface, and the `ejbCreate` method of a stateless session bean be treated as `PreDestroy`, `PostActivate`, `PrePassivate` and `PostConstruct` life cycle callback interceptor methods, respectively.

If the session bean implements the `SessionBean` interface, the `PreDestroy` annotation on the bean class can only be applied to the `ejbRemove` method; the `PostActivate` annotation can only be applied to the `ejbActivate` method; the `PrePassivate` annotation can only be applied to the `ejbPassivate` method. Similar requirements apply to use of deployment descriptor metadata as an alternative to the use of annotations.

4.3.6. The Session Synchronization Notifications for Stateful Session Beans

A stateful session bean class can optionally implement the `jakarta.ejb.SessionSynchronization` interface or annotate methods using the individual `AfterBegin`, `BeforeCompletion`, and `AfterCompletion` annotations. The deployment descriptor may also be used to declare the individual session synchronization methods. These provide the session bean instances with transaction synchronization notifications. The instances can use these notifications, for example, to manage database data they may cache within transactions—e.g., if Jakarta Persistence is not used. A stateful session bean class may use either the `jakarta.ejb.SessionSynchronization` interface or the session synchronization annotations,

but not both. If annotations are used, there must be at most one `AfterBegin` method, one `BeforeCompletion` method, and one `AfterCompletion` method for the bean.

The `afterBegin` notification signals a session bean instance that a new transaction has begun. The container invokes this method before the first business method within a transaction (which is not necessarily at the beginning of the transaction). The `afterBegin` notification is invoked with the transaction context. The instance may do any database work it requires within the scope of the transaction.

The `beforeCompletion` notification is issued when a session bean instance's client has completed work on its current transaction but prior to committing the resource managers used by the instance. At this time, the instance should write out any database updates it has cached. The instance can cause the transaction to roll back by invoking the `setRollbackOnly` method on its `SessionContext` object.

The `afterCompletion` notification signals that the current transaction has completed. A completion status of `true` indicates that the transaction has committed. A status of `false` indicates that a rollback has occurred. Since a session bean instance's conversational state is not transactional, it may need to manually reset its state if a rollback occurred.

All Container Providers must support the session synchronization notifications. If a bean class implements the `SessionSynchronization` interface, the container must invoke the `afterBegin`, `beforeCompletion`, and `afterCompletion` notifications as required by the specification. If the bean implementor uses the session synchronization annotations, the container must invoke only the notifications corresponding to the annotations that have been used.

If a stateful session bean's `PostConstruct`, `PreDestroy`, `PrePassivate` or `PostActivate` lifecycle callback interceptor method is invoked in the scope of a transaction, session synchronization callbacks for the transaction are not called on the bean instance.

A session synchronization method can have `public`, `private`, `protected`, or `package` level access. A session synchronization method must not be declared as `final` or `static`.

Only a stateful session bean with container-managed transaction demarcation can receive session synchronization notifications. Stateless session beans and singleton session beans must not implement the `SessionSynchronization` interface or use the session synchronization annotations.

There is no need for a session bean with bean-managed transaction demarcation to rely on the synchronization call backs because the bean is in control of the commit—the bean knows when the transaction is about to be committed and it knows the outcome of the transaction commit.

4.3.7. Timeout Callbacks for Stateless and Singleton Session Beans

A stateless session bean or singleton session bean can be registered with the Enterprise Beans Timer Service for time-based event notifications. The container invokes the appropriate bean instance timeout callback method when a timer for the bean has expired. See [Timer Service](#). Stateful session beans cannot be registered with the Enterprise Beans Timer Service, and therefore should not

implement timeout callback methods.

4.3.8. Business Method Delegation

The session bean's business interface, no-interface view, component interface, or web service endpoint defines the business methods callable by a client.

The container classes that implement these are generated by the container tools. The class that implements the session bean's business interface and the class that implements the session bean's no-interface view and the class that implements a session bean's component interface delegate an invocation of a business method to the matching business method that is implemented in the session bean class. The class that handles requests to the web service endpoint invokes the session bean method that matches the web service method corresponding to the SOAP request.

4.3.9. Session Bean Creation

Except as noted below, the container creates an instance of a session bean as follows. First, the container calls the bean class constructor to create a new session bean instance. Second, the container performs any dependency injection as specified by metadata annotations on the bean class or by the deployment descriptor. This includes the bean's `SessionContext`, if applicable. Third, the container calls the `PostConstruct` lifecycle callback interceptor methods for the bean, if any. The additional steps described below in [Stateful Session Beans](#) and [Stateless Session Beans](#) apply if the session bean is invoked through the Enterprise Beans 2.1 client view APIs.

If an interceptor associated with the session bean declares an `AroundConstruct` lifecycle callback interceptor method, the container follows the rules for the `AroundConstruct` interceptors defined in the *Jakarta® Interceptors* specification [37].

4.3.9.1. Stateful Session Beans

If the bean is a stateful session bean and the client has used one of the `create<METHOD>` methods defined in the session bean's home or local home interface to create the bean, the container then calls the instance's initialization method whose signature matches the signature of the `create<METHOD>` invoked by the client, passing to the method the input parameters sent from the client. If the bean class is written to the Enterprise Beans 3.x API, and has been adapted for use with an earlier client view, this initialization method is a matching `Init` method, as designated by use of the `Init` annotation, or `init-method` deployment descriptor element.^[16] If the bean class was written to the Enterprise Beans 2.1 or earlier API, this initialization method is a matching `ejbCreate<METHOD>` method, as described in [ejbCreate<METHOD> Methods](#).

Each stateful session bean class that has a home interface must have at least one such initialization method. The number and signatures of a session bean's initialization methods are specific to each session bean class. Since a stateful session bean represents a specific, private conversation between the bean and its client, its initialization parameters typically contain the information the client uses to

customize the bean instance for its use.

4.3.9.2. Stateless Session Beans

A stateless session bean that has an Enterprise Beans 2.1 local or remote client view has a single `create` method on its home interface. In this case, Enterprise Beans 2.1 required the stateless session bean class to have a single no-arg `ejbCreate` method. Under the Enterprise Beans 3.x API, it is not required that a stateless session bean have an `ejbCreate` method, even when it has a home interface. An Enterprise Beans 3.x stateless session bean class may have a `PostConstruct` method, as described in [Session Bean Lifecycle Callback Interceptor Methods](#).

If the stateless session bean instance has an `ejbCreate` method, the container treats the `ejbCreate` method as the instance's `PostConstruct` method, and, in this case, the `PostConstruct` annotation (or deployment descriptor metadata) can only be applied to the bean's `ejbCreate` method.

Since stateless session bean instances are typically pooled, the time of the client's invocation of the `create` method need not have any direct relationship to the container's invocation of the `PostConstruct/ejbCreate` method on the stateless session bean instance.

A stateless session bean that provides only a web service client view has no `create` method. If the `ejbCreate` method required by Enterprise Beans 2.1 is present, it is treated by the container as the instance's `PostConstruct` method, and is invoked when the container needs to create a new session bean instance in order to service a client request.

4.3.10. Stateful Session Bean Removal

A stateful session bean written to the Enterprise Beans 3.x API typically has one or more remove methods designated by means of the `Remove` annotation or `remove-method` deployment descriptor element.^[17] Invocation of the remove method causes the removal of the stateful session bean after the remove method successfully completes. If the `Remove` annotation specifies the value of `retainIfException` as `true` and the invocation of the `Remove` method throws an application exception, the instance is not removed. The `retain-if-exception` subelement of the `remove-method` deployment descriptor element may be explicitly specified to override the `retainIfException` value specified or defaulted by the `Remove` annotation. The default value of the `retainIfException` element is `false`. If there are multiple remove methods, their `retainIfException` values can differ.

4.3.11. Stateful Session Bean Timeout

A Bean Provider or Deployer may optionally assign a timeout value to a stateful session bean. The stateful session bean timeout is specified using the `StatefulTimeout` annotation on the bean class. It may also be specified using the `stateful-timeout` deployment descriptor element. If both are specified, the deployment descriptor value overrides that of the annotation.

The timeout value is the amount of time a stateful session bean instance is permitted to remain idle

(not receive any client invocations) before being removed by the container. A timeout value of -1 indicates that the bean must not be removed due to timeout for as long as the application is deployed. A timeout value of 0 indicates that the bean is immediately eligible for removal after becoming idle.

If a stateful session bean timeout is not designated using this standard metadata, the container determines when to end the lifetime of the bean, possibly based on vendor-specific configuration. The details of such configuration are beyond the scope of the specification.

A stateful session bean instance must not be removed due to timeout while it is associated with a transaction or while it is processing a business method or callback. The full stateful session bean life cycle is covered in [Stateful Session Beans](#).

4.3.12. Business Method Interceptor Methods for Session Beans

The `AroundInvoke` interceptor methods are supported for session beans. These interceptor methods may be defined on the bean class and/or on interceptor classes, and apply to the handling of the invocation of the business methods of the bean's business interface, no-interface view, component interface, and/or web service endpoint.

For stateful session beans that use the session synchronization notifications, the `afterBegin` notification occurs before any `AroundInvoke` method invocations, and the `beforeCompletion` notification occurs after all `AroundInvoke` invocations have finished.

Interceptors are described in [Interceptors](#).

4.3.13. Serializing Session Bean Methods

The following requirements apply to stateless and stateful session beans. See [Singleton Session Bean Concurrency](#) for singleton session bean concurrency requirements.

The container serializes calls to each stateful and stateless session bean instance. Most containers will support many instances of a session bean executing concurrently; however, each instance sees only a serialized sequence of method calls. Therefore, a stateful or stateless session bean does not have to be coded as reentrant.

The container must serialize all the container-invoked callbacks (that is, the business method interceptor methods, lifecycle callback interceptor methods, timeout callback methods, `beforeCompletion` methods, and so on), and it must serialize these callbacks with the client-invoked business method calls.

By default, clients are allowed to make concurrent calls to a stateful session object and the container is required to serialize such concurrent requests. Note that the container never permits multi-threaded access to the actual stateful session bean instance. For this reason, Read/Write method locking metadata, as well as the bean-managed concurrency mode, are not applicable to stateful session beans and must not be used.^[18] See [Singleton Session Bean Concurrency](#) for a description of how these concurrency modes and locking types apply to singleton session beans.

The Bean Provider may optionally specify that concurrent client requests to a stateful session bean are prohibited. This is done using the `AccessTimeout` annotation or the `access-timeout` deployment descriptor element with a value of `0`. In this case, if a client-invoked business method is in progress on an instance when another client-invoked call, from the same or different client, arrives at the same stateful session bean instance, if the second client is a client of the bean's business interface or no-interface view, the concurrent invocation must result in the second client receiving the `jakarta.ejb.ConcurrentAccessException`.^[19] If the Enterprise Beans 2.1 client view is used, the container must throw the `java.rmi.RemoteException` if the second client is a remote client, or the `jakarta.ejb.EJBException` if the second client is a local client.

There is no need for any restrictions against concurrent client access to stateless session beans because the container routes each request to a different instance of the stateless session bean class.

4.3.13.1. Stateful Session Bean Concurrent Access Timeouts

The `AccessTimeout` annotation is used to specify the amount of time a stateful session bean request should block in the case that it cannot immediately access a bean instance that is already processing a different request. If an access attempt times out, the container throws the `jakarta.ejb.ConcurrentAccessTimeoutException` to the client.

The `AccessTimeout` annotation can be specified on a business method or on the bean class (or superclass). The `AccessTimeout` annotation specified on a class applies the access timeout to all business methods of that class. If the `AccessTimeout` annotation is specified on both the class and on a business method of that class, the method-level annotation takes precedence.

An `AccessTimeout` value of `-1` indicates that a concurrent client request will block indefinitely until it can proceed.

4.3.14. Transaction Context of Session Bean Methods

The following session bean methods are invoked in the scope of a transaction determined by the transaction attribute specified in the bean's metadata annotations or deployment descriptor.

- An implementation of a method defined in a session bean's business interface or component interface or no-interface view.
- A web service method.
- A timeout callback method
- A singleton session bean's `PostConstruct` or `PreDestroy` lifecycle callback interceptor method.

A stateful session bean's `PostConstruct`, `PreDestroy`, `PrePassivate` or `PostActivate` lifecycle callback interceptor method is invoked in the scope of a transaction determined by the transaction attribute specified in the lifecycle callback method's metadata annotations or deployment descriptor.

A stateful session bean's `afterBegin` and `beforeCompletion` methods are always called with the same transaction context as the business methods executed between the `afterBegin` and `beforeCompletion`

methods.

A session bean's constructor, `setSessionContext`, other dependency injection methods, other life cycle callback interceptor methods, and `afterCompletion` methods are called with an unspecified transaction context. Refer to [Handling of Methods that Run with "an unspecified transaction context"](#) for how the container executes methods with an unspecified transaction context.

If database operations are performed within a stateful session bean's `PostConstruct`, `PreDestroy`, `PrePassivate` or `PostActivate` lifecycle callback interceptor methods these operations will not be part of the client's transaction. If such a transaction is rolled back, the instance is discarded. See [Dealing with Exceptions](#) for rules on dealing with exceptions in stateful session beans.

4.4. Access in the Global JNDI Namespace

The Jakarta EE Platform Specification defines a standardized global JNDI namespace and a series of related namespaces that map to the various scopes of a Jakarta EE application. These namespaces can be used by applications to portably retrieve references to components and resources. This specification defines the JNDI names by which session beans are required to be registered within these namespaces.

4.4.1. Syntax

Each portable session bean global JNDI name has the following syntax:

```
java:global[/<app-name>]/<module-name>/<bean-name>[!<fully-qualified-interface-name>]
```

- `<app-name>` only applies if the session bean is packaged within an `.ear` file. It defaults to the base name of the `.ear` file with no filename extension, unless specified by the `application.xml` deployment descriptor.
- `<module-name>` is the name of the module in which the session bean is packaged. In a stand-alone `ejb-jar` file or `.war` file, `<module-name>` defaults to the base name of the module with any filename extension removed. In an ear file, the `<module-name>` defaults to the pathname of the module with any filename extension removed, but with any directory names included. The default module name can be overridden using the `module-name` element of `ejb-jar.xml` file (for `ejb-jar` files) or `web.xml` file (for `.war` files).
- `<bean-name>` is the `ejb-name` of the enterprise bean. For enterprise beans defined via annotations, it defaults to the *unqualified* name of the session bean class, unless otherwise specified by the `name` element of the `Stateless`, `Stateful`, or `Singleton` annotation. For enterprise beans defined via the `ejb-jar.xml` file, it is specified in the `ejb-name` deployment descriptor element.

The container registers a separate JNDI name entry for each local business interface, each remote business interface, any no-interface view, any local home interface, and any remote home interface. For the no-interface view, the last portion of the entry name is the fully-qualified name of the bean class.

In addition to the previous requirements, if the bean exposes only one of the applicable client

interfaces (or, alternatively has only a no-interface view), the container registers an entry for that view with the following syntax:

```
java:global[/<app-name>]/<module-name>/<bean-name>
```

The container is also required to make session bean JNDI names available through the `java:app` and `java:module` namespaces.^[20]

4.4.1.1. java:app

The `java:app` prefix allows a component executing within a Jakarta EE application to access an application-specific namespace. The resulting syntax is:

```
java:app/<module-name>/<bean-name>[!<fully-qualified-interface-name>]
```

Note that `<module-name>` is a required part of the syntax, even for names based on session bean components packaged within a stand-alone module.

4.4.1.2. java:module

The `java:module` prefix allows a component executing within a Jakarta EE application to access a module-specific namespace. The resulting syntax is:

```
java:module/<bean-name>[!<fully-qualified-interface-name>]
```

4.4.2. Examples

The following examples show the resulting global JNDI names for various session beans.

4.4.2.1. Session bean exposing a single local business interface

```
package com.acme;  
  
@Stateless  
public class FooBean implements Foo { ... }
```

If `FooBean` is packaged in `fooejb.jar` without a deployment descriptor and deployed as a stand-alone module, the resulting JNDI name entries are:

```
java:global/fooejb/FooBean
java:global/fooejb/FooBean!com.acme.Foo

java:app/fooejb/FooBean
java:app/fooejb/FooBean!com.acme.Foo

java:module/FooBean
java:module/FooBean!com.acme.Foo
```

If `FooBean` is packaged in `fooejb.jar` within `fooapp.ear`, without the use of any deployment descriptors, the resulting global JNDI name entries are:

```
java:global/fooapp/fooejb/FooBean
java:global/fooapp/fooejb/FooBean!com.acme.Foo

java:app/fooejb/FooBean
java:app/fooejb/FooBean!com.acme.Foo

java:module/FooBean
java:module/FooBean!com.acme.Foo
```

If `FooBean` is packaged in a stand-alone `fooweb.war` file, without the use of any deployment descriptors, the resulting global JNDI name entries are:

```
java:global/fooweb/FooBean
java:global/fooweb/FooBean!com.acme.Foo

java:app/fooweb/FooBean
java:app/fooweb/FooBean!com.acme.Foo

java:module/FooBean
java:module/FooBean!com.acme.Foo
```

If `FooBean` is packaged in `fooweb.war` within `fooapp.ear`, without the use of any deployment descriptors, the resulting global JNDI name entries are:

```
java:global/fooapp/fooweb/FooBean
java:global/fooapp/fooweb/FooBean!com.acme.Foo

java:app/fooweb/FooBean
java:app/fooweb/FooBean!com.acme.Foo

java:module/FooBean
java:module/FooBean!com.acme.Foo
```

4.4.2.2. Session bean exposing multiple client views

```
package com.acme;

@Singleton(name="Shared")
@LocalBean
@Remote(com.acme.SharedRemote.class)
public class SharedBean { ... }
```

If `SharedBean` is packaged in `shared.jar` without a deployment descriptor and deployed as a stand-alone module, the resulting global JNDI name entries are:

```
java:global/shared/Shared!com.acme.SharedBean
java:global/shared/Shared!com.acme.SharedRemote

java:app/shared/Shared!com.acme.SharedBean
java:app/shared/Shared!com.acme.SharedRemote

java:module/Shared!com.acme.SharedBean
java:module/Shared!com.acme.SharedRemote
```

4.5. Asynchronous Methods

A session bean can expose methods with asynchronous client invocation semantics. For asynchronous invocations, control returns to the client before the container dispatches the invocation to a bean instance. An asynchronous method is a business method exposed through one or more of the remote business, local business, or no-interface session bean views.

Asynchronous methods can return a `Future<V>` object that allows the client to retrieve a result value, check for exceptions, or attempt to cancel an in-progress invocation.

4.5.1. Metadata

The `Asynchronous` annotation is used to designate which business methods are asynchronous.

The `Asynchronous` annotation can be applied to a particular business method of a bean class (or superclass), or to the bean class (or superclass). If the `Asynchronous` annotation is applied at the class level, all business methods declared on that specific class are asynchronous.

`Asynchronous` methods can also be designated via the deployment descriptor.

`Asynchronous` method invocation semantics only apply to the no-interface, local business, and remote business client views. Support for asynchronous business methods exposed through the local component, remote component, and web service client views is not required by this specification, and applications which expose such views with asynchronous methods will not be portable.

4.5.2. Method Requirements

The valid return type of an asynchronous method is either void or `java.util.concurrent.Future<V>`, where `V` is the result value type.

An asynchronous method with return type `void` must not declare any application exceptions. An asynchronous method with return type `Future<V>` is permitted to declare application exceptions.

4.5.2.1. Return Values

The Bean Provider makes the result value of an asynchronous invocation available to the client by returning a `Future<V>` object for which both `get()` methods return the result value. A concrete `Future<V>` implementation called `jakarta.ejb.AsyncResult<V>` is provided by the container as a convenience. The `AsyncResult<V>` class has a constructor that takes the result value as a parameter.

Example:

```
@Asynchronous
public Future<Integer> performCalculation(...) {

    // ... do calculation

    Integer result = ...;

    return new AsyncResult<Integer>(result);
}
```

Note that the `Future<V>` object returned from the bean class method (including any instance of `AsyncResult<V>`) is *only* used as a way to pass the result value to the container. This object is not given directly to the caller, since by definition the caller already has a container-generated `Future<V>` object that was returned from the original invocation.

4.5.2.2. Method cancellation

A client can request that an asynchronous invocation be cancelled by calling the `Future<V>.cancel(boolean mayInterruptIfRunning)` method. The Bean Provider can check whether the client has requested cancellation by calling the `SessionContext.wasCancelCalled()` method within the context of the asynchronous method. See [Asynchronous Invocations](#) for the description of the client Future contract.

4.5.3. Transactions

The client's transaction context does not propagate with an asynchronous method invocation. From the Bean Provider's point of view, there is never a transaction context flowing in from the client. This means, for example, that the semantics of the `REQUIRED` transaction attribute on an asynchronous method are exactly the same as `REQUIRES_NEW`.

4.5.4. Security

The caller security principal propagates with an asynchronous method invocation. Caller security principal propagation behaves exactly the same for asynchronous method invocations as it does for synchronous session bean invocations.

4.5.5. Client Exception Behavior

Client exception behavior depends on whether the asynchronous method has return type `void` or `Future<V>`.

If the asynchronous method has return type `void`, then once control has returned from the client's method call no exceptions occurring during the processing of the invocation will be delivered to the client. For this reason, asynchronous methods with return type `void` must not declare application exceptions.

If the asynchronous method has return type `Future<V>`, an exception thrown from the processing of the asynchronous method invocation is accessible to the client via the `getCause()` method of a `java.util.concurrent.ExecutionException` thrown from either `Future.get()` method.

4.6. Stateful Session Beans

4.6.1. Stateful Session Bean Lifecycle State Diagram

The following figure illustrates the life cycle of a stateful session bean instance.

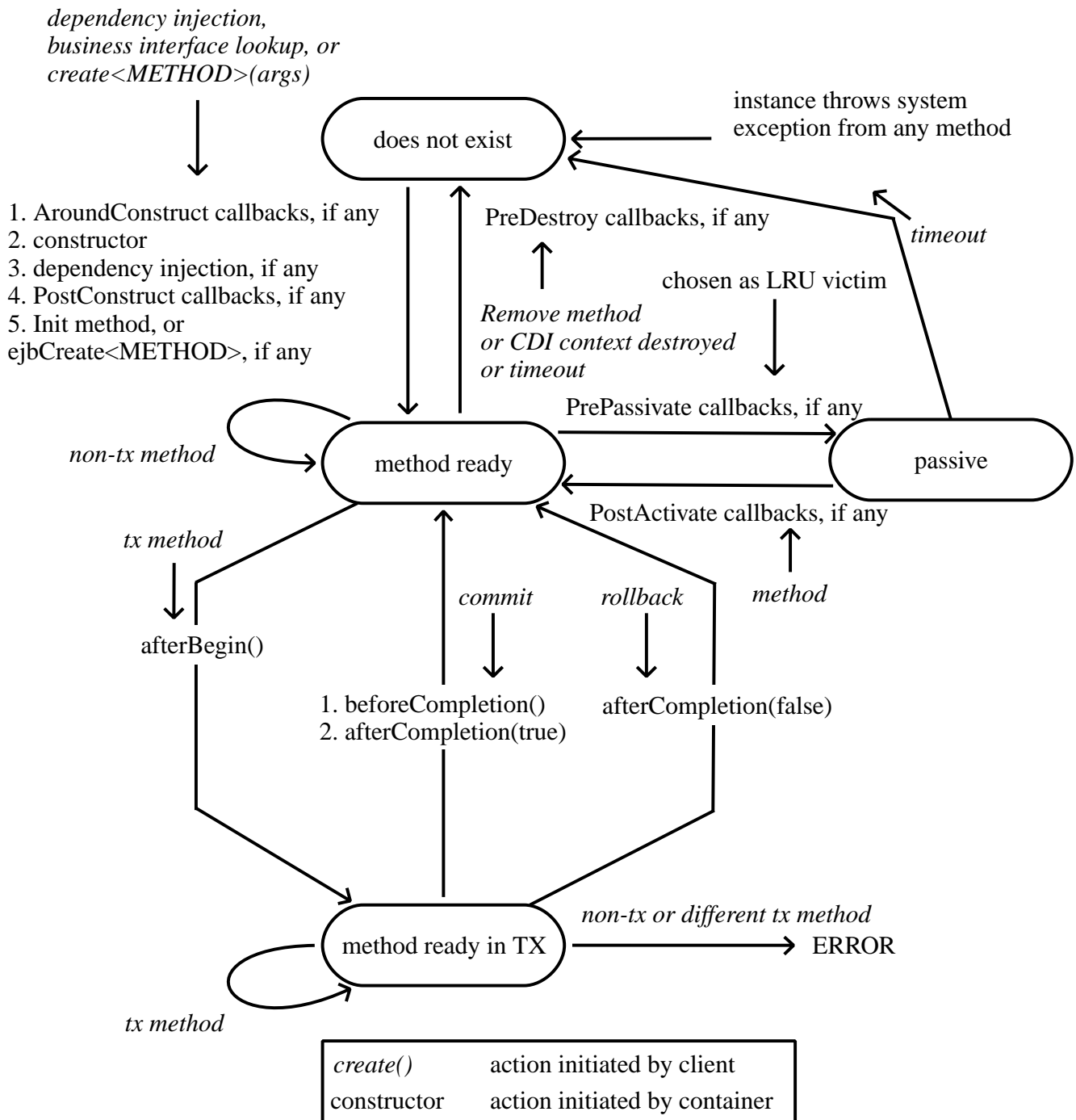


Figure 5. Life Cycle of a Stateful Session Bean Instance

The following steps describe the life cycle of a stateful session bean instance:

- A session bean instance's life starts when a client obtains a reference to a stateful session bean instance through dependency injection or JNDI lookup, or when the client invokes a `create<METHOD>` method on the session bean's home interface. This causes the container to invoke the session bean class constructor to create a new session bean instance.^[21] Next, the container performs any dependency injection as specified by metadata annotations on the bean class or by the deployment descriptor. The container then calls the `PostConstruct` lifecycle callback interceptor method(s) for

the bean, if any. Finally, if the session bean was written to the Enterprise Beans 2.1 client view, the container invokes the matching `ejbCreate<METHOD>` or `Init` method on the instance. The container then returns the session object reference to the client. The instance is now in the method ready state.

NOTE: When a stateful session bean is looked up or otherwise obtained through the explicit JNDI lookup mechanisms, the container must provide a new stateful session bean instance, as required by the Jakarta EE specification (Section "Java Naming and Directory Interface (JNDI) Naming Context" [5]).

- The session bean instance is now ready for client's business methods. Based on the transaction attributes in the session bean's metadata annotations and/or deployment descriptor and the transaction context associated with the client's invocation, a business method is executed either in a transaction context or with an unspecified transaction context (shown as "tx method" and "non-tx method" in the diagram). See [Support for Transactions](#) for how the container deals with transactions.
- A non-transactional method is executed while the instance is in the method ready state.
- An invocation of a transactional method causes the instance to be included in a transaction. When the session bean instance is included in a transaction, the container issues the `afterBegin` method on it if the session bean has an `afterBegin` callback method.^[22] The `afterBegin` method is invoked on the instance before any business method or business method interceptor method is executed as part of the transaction. The instance becomes associated with the transaction and will remain associated with the transaction until the transaction completes.
- Session bean methods invoked by the client in this transaction can now be delegated to the bean instance. An error occurs if a client attempts to invoke a method on the session object and the bean's metadata annotations and/or deployment descriptor for the method requires that the container invoke the method in a different transaction context than the one with which the instance is currently associated or in an unspecified transaction context.
- If a transaction commit has been requested, the transaction service notifies the container of the commit request before actually committing the transaction, and the container issues the `beforeCompletion` callback on the instance if the session bean has a `beforeCompletion` callback method.^[22] When `beforeCompletion` is invoked, the instance should write any cached updates to the database.^[23] If a transaction rollback had been requested instead, the rollback status is reached without the container issuing a `beforeCompletion`. The container may not call the `beforeCompletion` method if the transaction has been marked for rollback (nor does the instance write any cached updates to the database).
- The transaction service then attempts to commit the transaction, resulting in either a commit or rollback.
- When the transaction completes, the container issues `afterCompletion` on the instance if the session bean has an `afterCompletion` callback method,^[22] specifying the status of the completion (either commit or rollback). If a rollback occurred, the bean instance may need to reset its conversational state back to the value it had at the beginning of the transaction.
- The container's caching algorithm may decide that the bean instance should be evicted from

memory. (This could be done at the end of each method, or by using an LRU policy). The container invokes the `PrePassivate` lifecycle callback interceptor method(s) for the bean instance, if any. After this completes, the container saves the instance's state to secondary storage. A session bean can be passivated only between transactions, and not within a transaction.

- While the instance is in the passivated state, the container may remove the session object after the expiration of a timeout specified by the Deployer. All object references and handles for the session object become invalid. If a client attempts to invoke a method on the bean's business interface, the container will throw the `jakarta.ejb.NoSuchEJBException`.^[24] If the Enterprise Beans 2.1 client view is used, the container will throw the `java.rmi.NoSuchObjectException` if the client is a remote client, or the `jakarta.ejb.NoSuchObjectLocalException` if the client is a local client.
- If a client invokes a session object whose session bean instance has been passivated, the container will activate the instance. To activate the session bean instance, the container restores the instance's state from secondary storage and invokes the `PostActivate` method for the instance, if any.
- The session bean instance is again ready for client methods.
- When the client calls a business method of the bean that has been designated as a `Remove` method on the bean class or a `remove` method on the home or component interface, the container invokes `PreDestroy` lifecycle callback interceptor methods, if any, for the bean instance after the `Remove` method completes.^[25] This ends the life of the session bean instance and the associated session object. If a client subsequently attempts to invoke a method on the bean's business interface, the container will throw the `jakarta.ejb.NoSuchEJBException`.^[26] If the Enterprise Beans 2.1 client view is used, any subsequent attempt causes the `java.rmi.NoSuchObjectException` to be thrown if the client is a remote client, or the `jakarta.ejb.NoSuchObjectLocalException` if the client is a local client. (The `java.rmi.NoSuchObjectException` is a subclass of the `java.rmi.RemoteException`; the `jakarta.ejb.NoSuchObjectLocalException` is a subclass of the `jakarta.ejb.EJBException`). If the `Remove` method completes successfully or if the `Remove` method throws an application exception for which `retainIfException` is not `true` or if a system exception is thrown, session synchronization methods are not called on the bean instance. If an application exception is thrown for which `retainIfException` is `true`, the bean is neither destroyed nor discarded, and session synchronization methods, if any, are called on the instance at the end of transaction. A container can also invoke the `PreDestroy` method on the instance without a client call to remove the session object:
 - After the lifetime of the Enterprise Beans object has expired
 - When the CDI context, to which the Enterprise Beans object belongs to, is destroyed.

The container must call the `afterBegin`, `beforeCompletion`, and `afterCompletion` methods if the session bean class implements, directly or indirectly, the `SessionSynchronization` interface, or if the bean class uses the session synchronization annotations.

4.6.2. Operations Allowed in the Methods of a Stateful Session Bean Class

[Operations Allowed in the Methods of a Stateful Session Bean](#) defines the methods of a stateful session bean class from which the session bean instances can access the methods of the `jakarta.ejb.SessionContext` interface, the `java:comp/env` environment naming context, resource

managers, `Timer` methods, the `EntityManager` and `EntityManagerFactory` methods, and other enterprise beans.

If a session bean instance attempts to invoke a method of the `SessionContext` interface, and that access is not allowed in [Operations Allowed in the Methods of a Stateful Session Bean](#), the container must throw the `java.lang.IllegalStateException`.

If a session bean instance attempts to access a resource manager, an enterprise bean, an entity manager or entity manager factory, and that access is not allowed in [Operations Allowed in the Methods of a Stateful Session Bean](#), the behavior is undefined by the Enterprise Beans architecture.

If a session bean instance attempts to invoke a method of the `Timer` interface and the access is not allowed in [Operations Allowed in the Methods of a Stateful Session Bean](#), the container must throw the `java.lang.IllegalStateException`.

Table 1. Operations Allowed in the Methods of a Stateful Session Bean

Bean method	Bean method can perform the following operations	
	Container-managed transaction demarcation	Bean-managed transaction demarcation
constructor	-	-
dependency injection methods (e.g., <code>setSessionContext</code>)	SessionContext methods <i>getEJBHome,</i> <i>getEJBLocalHome, lookup</i> JNDI access to <code>java:comp/env</code>	SessionContext methods <i>getEJBHome,</i> <i>getEJBLocalHome, lookup</i> JNDI access to <code>java:comp/env</code>
PostConstruct, PreDestroy, PrePassivate, PostActivate lifecycle callback interceptor methods Note A	SessionContext methods <i>getBusinessObject,</i> <i>getEJBHome,</i> <i>getEJBLocalHome,</i> <i>getRollbackOnly,</i> <i>setRollbackOnly,</i> <i>getCallerPrincipal,</i> <i>isCallerInRole, getEJBObject,</i> <i>getEJBLocalObject, lookup,</i> <i>getContextData</i> JNDI access to <code>java:comp/env</code> Resource manager access Enterprise bean access EntityManagerFactory access EntityManager access	SessionContext methods <i>getBusinessObject,</i> <i>getEJBHome,</i> <i>getEJBLocalHome,</i> <i>getCallerPrincipal,</i> <i>isCallerInRole, getEJBObject,</i> <i>getEJBLocalObject,</i> <i>getUserTransaction, lookup,</i> <i>getContextData</i> UserTransaction methods JNDI access to <code>java:comp/env</code> Resource manager access Enterprise bean access EntityManagerFactory access EntityManager access

Bean method	Bean method can perform the following operations	
business method from business interface or from no-interface view or from component interface; business method interceptor method	<p>SessionContext methods</p> <p><i>getBusinessObject,</i> <i>getEJBHome,</i> <i>getEJBLocalHome,</i> <i>getCallerPrincipal,</i> <i>getRollbackOnly,</i> <i>isCallerInRole,</i> <i>setRollbackOnly, getEJBObject,</i> <i>getEJBLocalObject,</i> <i>getInvokedBusinessInterface,</i> <i>wasCancelCalled, lookup,</i> <i>getContextData</i></p> <p>JNDI access to java:comp/env Resource manager access Enterprise bean access EntityManagerFactory access EntityManager access Timer methods</p>	<p>SessionContext methods</p> <p><i>getBusinessObject,</i> <i>getEJBHome,</i> <i>getEJBLocalHome,</i> <i>getCallerPrincipal,</i> <i>isCallerInRole, getEJBObject,</i> <i>getEJBLocalObject,</i> <i>getInvokedBusinessInterface,</i> <i>wasCancelCalled,</i> <i>getUserTransaction, lookup,</i> <i>getContextData</i></p> <p>UserTransaction methods JNDI access to java:comp/env Resource manager access Enterprise bean access EntityManagerFactory access EntityManager access Timer methods</p>

Bean method	Bean method can perform the following operations	
afterBegin beforeCompletion	SessionContext methods <i>getBusinessObject,</i> <i>getEJBHome,</i> <i>getEJBLocalHome,</i> <i>getCallerPrincipal,</i> <i>getRollbackOnly,</i> <i>isCallerInRole,</i> <i>setRollbackOnly, getEJBObject,</i> <i>getEJBLocalObject, lookup,</i> <i>getContextData</i> JNDI access to java:comp/env Resource manager access Enterprise bean access EntityManagerFactory access EntityManager access Timer methods	N/A (a bean with bean-managed transaction demarcation cannot implement the SessionSynchronization interface or use the session synchronization annotations)
afterCompletion	SessionContext methods <i>getBusinessObject,</i> <i>getEJBHome,</i> <i>getEJBLocalHome,</i> <i>getCallerPrincipal,</i> <i>isCallerInRole, getEJBObject,</i> <i>getEJBLocalObject, lookup,</i> <i>getContextData</i> JNDI access to java:comp/env	

Notes:

[A] If a client calls lifecycle callback method through a business interface or a no-interface view, the method is treated like a business method.

Notes:

- The `PostConstruct`, `PreDestroy`, `PrePassivate`, `PostActivate`, and/or `ejbCreate<METHOD>`, `ejbRemove`, `ejbPassivate`, and `ejbActivate` methods of a stateful session bean with container-managed transaction demarcation are invoked in the scope of a transaction determined by the transaction attribute specified in the bean's metadata annotations or deployment descriptor.
- The `Init` methods of a session bean with container-managed transaction demarcation execute with an unspecified transaction context. Refer to [Handling of Methods that Run with "an unspecified transaction context"](#) for how the container executes methods with an unspecified transaction

context.

- In some cases, lifecycle callback interceptor methods initiated solely by the container without an associated client invocation run in an unspecified security context, e.g., a `PostConstruct` method callback invoked as a side-effect of the injection of a remote or local business interface reference. However, the container is still required to permit client calls to these methods according to the rules in this table (see note).

Additional restrictions:

- The `getRollbackOnly` and `setRollbackOnly` methods of the `SessionContext` interface should be used only in the session bean methods that execute in the context of a transaction. The container must throw the `java.lang.IllegalStateException` if the methods are invoked while the instance is not associated with a transaction.

The reasons for disallowing the operations in [Operations Allowed in the Methods of a Stateful Session Bean](#) follow:

- Invoking the `getBusinessObject` method is disallowed if the session bean does not define a business interface or a no-interface view.
- Invoking the `getInvokedBusinessInterface` method is disallowed if the session bean does not define a business interface or a no-interface view. It is also disallowed if the current business method was not invoked through a business interface or the no-interface view.
- Invoking the `getEJBObject` and `getEJBHome` methods is disallowed if the session bean does not define a remote component client view.
- Invoking the `getEJBLocalObject` and `getEJBLocalHome` methods is disallowed if the session bean does not define a local component client view.
- Invoking the `getRollbackOnly` and `setRollbackOnly` methods is disallowed in the session bean methods for which the container does not have a meaningful transaction context, and to all session beans with bean-managed transaction demarcation.
- Accessing resource managers and enterprise beans is disallowed in the session bean methods for which the container does not have a meaningful transaction context and/or client security context.
- The `UserTransaction` interface is unavailable to enterprise beans with container-managed transaction demarcation.
- The `TimerService` interface is unavailable to stateful session beans.
- Invoking the `getMessageContext` method is disallowed for stateful session beans.
- Invoking the `getEJBObject` and `getEJBLocalObject` methods is disallowed in the session bean methods in which there is no session object identity established for the instance.
- Invoking the `wasCancelCalled` method is disallowed except when inside the context of the asynchronous methods that declare `Future<V>` object as the returning type.

4.6.3. Dealing with Exceptions

A `RuntimeException` that is not an application exception thrown from any method of the stateful session bean class (including the business methods and the lifecycle callback interceptor methods invoked by the container) results in the transition to the "does not exist" state. Exception handling is described in detail in [Exception Handling](#). See the *Jakarta Interceptors* specification [37] for the rules pertaining to lifecycle callback interceptor methods when more than one such method applies to the bean class.

From the client perspective, the corresponding session object does not exist any more. If a client subsequently attempts to invoke a method on the bean's business interface or the no-interface view, the container will throw the `jakarta.ejb.NoSuchEJBException`.^[27] If the Enterprise Beans 2.1 client view is used, the container will throw the `java.rmi.NoSuchObjectException` if the client is a remote client, or the `jakarta.ejb.NoSuchObjectLocalException` if the client is a local client.

4.6.4. Missed `PreDestroy` Calls

The Bean Provider cannot assume that the container will always invoke the `PreDestroy` lifecycle callback interceptor method(s) (or `ejbRemove` method) for a stateful session bean instance. The following scenarios result in the `PreDestroy` lifecycle callback interceptor method(s) not being called for an instance:

- A crash of the Enterprise Beans container.
- A system exception thrown from the instance's method to the container.
- A timeout of client inactivity while the instance is in the passive state. The timeout is specified by the Deployer in an Enterprise Beans container implementation-specific way.

If resources are allocated in a `PostConstruct` lifecycle callback interceptor method (or `ejbCreate<METHOD>` method) and/or in the business methods, and normally released in a `PreDestroy` lifecycle callback interceptor method, these resources will not be automatically released in the above scenarios. The application using the stateful session bean should provide some clean up mechanism to periodically clean up the unreleased resources.

For example, if a shopping cart component is implemented as a session bean, and the session bean stores the shopping cart content in a database, the application should provide a program that runs periodically and removes "abandoned" shopping carts from the database.

4.6.5. Disabling Passivation of Stateful Session Beans

By default, the container may passivate a stateful session bean instance to a secondary storage to save resources. However, the Bean Provider can optionally configure the stateful session bean to prevent passivation of its instances.

For example, a stateful session bean instance may contain non-serializable attributes which would lead to runtime exceptions during passivation, or passivation and activation of such instances may cause

degradation of application performance.

If the `passivationCapable` element of the `Stateful` annotation is set to `false` or the `passivation-capable` element of the session deployment descriptor element is set to `false`, the container must not attempt to passivate instances of the bean.

Note: application server vendors may use passivation as a technique to provide high availability of stateful session beans by replicating their state from one JVM instance to another across which the container is distributed. In a failure situation, a stateful session bean is made available on a new JVM instance by what is commonly called stateful session bean failover. If a container implementation supports failover of stateful session beans using bean passivation, the failover capability for not passivation capable stateful session beans is not defined.

4.6.6. Transaction Semantics of Initialization, Destruction, Activation and Passivation

By default a stateful session bean's `PostConstruct`, `PreDestroy`, `PrePassivate` and `PostActivate` methods are executed in an unspecified transactional context. A `PostConstruct`, `PreDestroy`, `PrePassivate` and `PostActivate` method of a stateful session bean with container-managed transaction demarcation is permitted to have transaction attribute `REQUIRES_NEW` or `NOT_SUPPORTED` (`RequiresNew` or `NotSupported` if the deployment descriptor is used to specify the transaction attribute).

4.6.7. Restrictions for Transactions

The state diagram implies the following restrictions on transaction scoping of the client invoked business methods. The restrictions are enforced by the container and must be observed by the client programmer.

- A stateful session bean instance can participate in at most a single transaction at a time.
- If a stateful session bean instance is participating in a transaction, it is an error for a client to invoke a method on the session object such that the transaction attribute specified in the bean's metadata annotations and/or the deployment descriptor would cause the container to execute the method in a different transaction context or in an unspecified transaction context. In such a case, the `jakarta.ejb.EJBException` will be thrown to a client of the bean's business interface.^[28] If the Enterprise Beans 2.1 client view is used, the container throws the `java.rmi.RemoteException` to the client if the client is a remote client, or the `jakarta.ejb.EJBException` if the client is a local client.

If a stateful session bean instance is participating in a transaction, it is an error for a client to invoke the `remove` method on the session object's home or component interface object. The container must detect such an attempt and throw the `jakarta.ejb.RemoveException` to the client. The container should not mark the client's transaction for rollback, thus allowing the client to recover. Note that this restriction only applies to the `remove` method on the session object's home or component interface, not to the invocation of `Remove` methods.

4.7. Stateless Session Beans

Stateless session beans are session beans whose instances have no conversational state. This means that all bean instances are equivalent when they are not involved in servicing a client-invoked method.

The term "stateless" signifies that an instance has no state for a specific client. However, the instance variables of the instance can contain the state across client-invoked method calls. Examples of such state include an open database connection and an object reference to an enterprise bean object.

The Bean Provider must exercise caution if retaining any application state across method calls. In particular, references to bean instance variables should not be returned through multiple local interface method calls.

Because all instances of a stateless session bean are equivalent, the container can choose to delegate a client-invoked method to any available instance. This means, for example, that the container may delegate the requests from the same client within the same transaction to different instances, and that the container may interleave requests from multiple transactions to the same instance.

A container only needs to retain the number of instances required to service the current client load. Due to client "think time", this number is typically much smaller than the number of active clients. Passivation is not needed or used for stateless session beans. The container creates another stateless session bean instance if one is needed to handle an increase in client work load. If a stateless session bean is not needed to handle the current client work load, the container can destroy it.

Because stateless session beans minimize the resources needed to support a large population of clients, depending on the implementation of the container, applications that use stateless session beans may scale somewhat better than those using stateful session beans. However, this benefit may be offset by the increased complexity of the client application that uses the stateless beans.

There is no fixed mapping between clients and stateless instances. The container simply delegates a client's work to any available instance that is method-ready.

Compatibility Note: Local and remote clients using the Enterprise Beans 2.1 client view interfaces use the `create` and `remove` methods on the home interface of a stateless session bean in the same way as on a stateful session bean. To the Enterprise Beans 2.1 client, it appears as if the client controls the life cycle of the session object. However, the container handles the `create` and `remove` calls without necessarily creating and removing an Enterprise Beans instance. The home interface of a stateless session bean must have one `create` method that takes no arguments. The `create` method of the remote home interface must return the session bean's remote interface. The `create` method of the local home interface must return the session bean's local interface. There can be no other `create` methods in the home interface.

A stateless session bean must not implement the `jakarta.ejb.SessionSynchronization` interface or use the session synchronization annotations.

4.7.1. Stateless Session Bean Lifecycle State Diagram

When a client calls a method on a stateless session object or invokes a method on a stateless session bean through its web service client view, the container selects one of its method-ready instances and delegates the method invocation to it.

The following figure illustrates the life cycle of a stateless session bean instance.

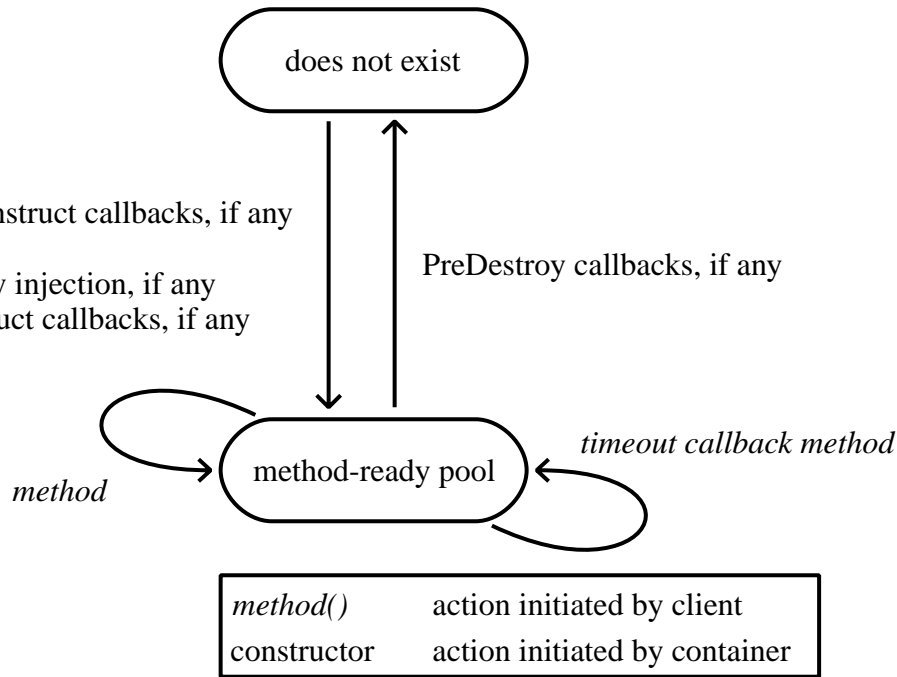


Figure 6. Life Cycle of a Stateless Session Bean

The following steps describe the life cycle of a stateless session bean instance:

- A stateless session bean instance’s life starts when the container invokes the session bean class constructor to create a new session bean instance.^[29] Next, the container performs any dependency injection as specified by metadata annotations on the bean class or by the deployment descriptor. The container then calls the **PostConstruct** lifecycle callback interceptor methods for the bean, if any. The container can perform the instance creation at any time—there is no direct relationship to a client’s invocation of a business method or the **create** method.
- The session bean instance is now ready to be delegated a business method call from any client or a call from the container to a timeout callback method.
- When the container no longer needs the instance (usually when the container wants to reduce the number of instances in the method-ready pool), the container invokes the **PreDestroy** lifecycle callback interceptor methods for it, if any. This ends the life of the stateless session bean instance.

4.7.2. Operations Allowed in the Methods of a Stateless Session Bean Class

[Operations Allowed in the Methods of a Stateless Session Bean](#) defines the methods of a stateless session bean class in which the session bean instances can access the methods of the

`jakarta.ejb.SessionContext` interface, the `java:comp/env` environment naming context, resource managers, `TimerService` and `Timer` methods, the `EntityManager` and `EntityManagerFactory` methods, and other enterprise beans.

If a session bean instance attempts to invoke a method of the `SessionContext` interface, and the access is not allowed in [Operations Allowed in the Methods of a Stateless Session Bean](#), the container must throw the `java.lang.IllegalStateException`.

If a session bean instance attempts to invoke a method of the `TimerService` or `Timer` interface and the access is not allowed in [Operations Allowed in the Methods of a Stateless Session Bean](#), the container must throw the `java.lang.IllegalStateException`.

If a session bean instance attempts to access a resource manager, an enterprise bean, an entity manager or entity manager factory, and the access is not allowed in [Operations Allowed in the Methods of a Stateless Session Bean](#), the behavior is undefined by the Enterprise Beans architecture.

Table 2. Operations Allowed in the Methods of a Stateless Session Bean

Bean method	Bean method can perform the following operations	
	Container-managed transaction demarcation	Bean-managed transaction demarcation
constructor	-	-
dependency injection methods (e.g., <code>setSessionContext</code>)	SessionContext methods <code>getEJBHome</code> , <code>getEJBLocalHome</code> , <code>lookup</code> JNDI access to <code>java:comp/env</code>	SessionContext methods <code>getEJBHome</code> , <code>getEJBLocalHome</code> , <code>lookup</code> JNDI access to <code>java:comp/env</code>
PostConstruct, PreDestroy lifecycle callback interceptor methods Note A	SessionContext methods <code>getBusinessObject</code> , <code>getEJBHome</code> , <code>getEJBLocalHome</code> , <code>getEJBObject</code> , <code>getEJBLocalObject</code> , <code>getTimerService</code> , <code>lookup</code> , <code>getContextData</code> JNDI access to <code>java:comp/env</code> EntityManagerFactory access	SessionContext methods <code>getBusinessObject</code> , <code>getEJBHome</code> , <code>getEJBLocalHome</code> , <code>getEJBObject</code> , <code>getEJBLocalObject</code> , <code>getUserTransaction</code> , <code>getTimerService</code> , <code>lookup</code> , <code>getContextData</code> JNDI access to <code>java:comp/env</code> EntityManagerFactory access

Bean method	Bean method can perform the following operations	
<p>business method from business interface or from no-interface view or from component interface; business method interceptor method</p>	<p>SessionContext methods</p> <p><i>getBusinessObject,</i> <i>getEJBHome,</i> <i>getEJBLocalHome,</i> <i>getCallerPrincipal,</i> <i>isCallerInRole,</i> <i>getRollbackOnly,</i> <i>setRollbackOnly,</i> <i>getEJBObject,</i> <i>getEJBLocalObject,</i> <i>getTimerService,</i> <i>getInvokedBusinessInterface,</i> <i>wasCancelCalled,</i> <i>lookup,</i> <i>getContextData</i></p> <p>JNDI access to java:comp/env Resource manager access Enterprise bean access EntityManagerFactory access EntityManager access TimerService and Timer methods</p>	<p>SessionContext methods</p> <p><i>getBusinessObject,</i> <i>getEJBHome,</i> <i>getEJBLocalHome,</i> <i>getCallerPrincipal,</i> <i>isCallerInRole,</i> <i>getEJBObject,</i> <i>getEJBLocalObject,</i> <i>getUserTransaction,</i> <i>getTimerService,</i> <i>getInvokedBusinessInterface,</i> <i>wasCancelCalled,</i> <i>lookup,</i> <i>getContextData</i></p> <p>UserTransaction methods JNDI access to java:comp/env Resource manager access Enterprise bean access EntityManagerFactory access EntityManager access TimerService and Timer methods</p>

Bean method	Bean method can perform the following operations	
business method from web service endpoint	<p>SessionContext methods</p> <p><i>getBusinessObject,</i> <i>getEJBHome,</i> <i>getEJBLocalHome,</i> <i>getCallerPrincipal,</i> <i>isCallerInRole,</i> <i>getRollbackOnly,</i> <i>setRollbackOnly, getEJBObject,</i> <i>getEJBLocalObject,</i> <i>getTimerService,</i> <i>getMessageContext, lookup,</i> <i>getContextData</i></p> <p>Message context methods JNDI access to java:comp/env Resource manager access Enterprise bean access EntityManagerFactory access EntityManager access TimerService and Timer methods</p>	<p>SessionContext methods</p> <p><i>getBusinessObject,</i> <i>getEJBHome,</i> <i>getEJBLocalHome,</i> <i>getCallerPrincipal,</i> <i>isCallerInRole, getEJBObject,</i> <i>getEJBLocalObject,</i> <i>getUserTransaction,</i> <i>getTimerService,</i> <i>getMessageContext, lookup,</i> <i>getContextData</i></p> <p>UserTransaction methods Message context methods JNDI access to java:comp/env Resource manager access Enterprise bean access EntityManagerFactory access EntityManager access TimerService and Timer methods</p>
timeout callback method	<p>SessionContext methods</p> <p><i>getBusinessObject,</i> <i>getEJBHome,</i> <i>getEJBLocalHome,</i> <i>getCallerPrincipal,</i> <i>isCallerInRole,</i> <i>getRollbackOnly,</i> <i>setRollbackOnly, getEJBObject,</i> <i>getEJBLocalObject,</i> <i>getTimerService, lookup,</i> <i>getContextData</i></p> <p>JNDI access to java:comp/env Resource manager access Enterprise bean access EntityManagerFactory access EntityManager access TimerService and Timer methods</p>	<p>SessionContext methods</p> <p><i>getBusinessObject,</i> <i>getEJBHome,</i> <i>getEJBLocalHome,</i> <i>getCallerPrincipal,</i> <i>isCallerInRole, getEJBObject,</i> <i>getEJBLocalObject,</i> <i>getUserTransaction,</i> <i>getTimerService, lookup,</i> <i>getContextData</i></p> <p>UserTransaction methods JNDI access to java:comp/env Resource manager access Enterprise bean access EntityManagerFactory access EntityManager access TimerService and Timer methods</p>

Notes:

[A] If a client calls lifecycle callback method through a business interface or a no-interface view, the method is treated like a business method.

Additional restrictions:

- The `getRollbackOnly` and `setRollbackOnly` methods of the `SessionContext` interface should be used only in the session bean methods that execute in the context of a transaction. The container must throw the `java.lang.IllegalStateException` if the methods are invoked while the instance is not associated with a transaction.

The reasons for disallowing operations in [Operations Allowed in the Methods of a Stateless Session Bean](#):

- Invoking the `getBusinessObject` method is disallowed if the session bean does not define a business interface or a no-interface view.
- Invoking the `getInvokedBusinessInterface` method is disallowed if the session bean does not define a business interface or a no-interface view. It is also disallowed if the current business method was not invoked through a business interface or the no-interface view.
- Invoking the `getEJBObject` and `getEJBHome` methods is disallowed if the session bean does not define a remote component client view.
- Invoking the `getEJBLocalObject` and `getEJBLocalHome` methods is disallowed if the session bean does not define a local component client view.
- Invoking the `getRollbackOnly` and `setRollbackOnly` methods is disallowed in the session bean methods for which the container does not have a meaningful transaction context, and for all session beans with bean-managed transaction demarcation.
- Invoking the `getMessageContext` method is disallowed in session bean methods that were not invoked by the container through the session bean's web service endpoint.
- Accessing resource managers, enterprise beans, and the `EntityManager` is disallowed in the session bean methods for which the container does not have a meaningful transaction context and/or client security context.
- The `UserTransaction` interface is unavailable to session beans with container-managed transaction demarcation.
- Invoking the `wasCancelCalled` method is disallowed except when inside the context of the asynchronous methods that declare `Future<V>` object as the returning type.

4.7.3. Dealing with Exceptions

A `RuntimeException` that is not an application exception thrown from any method of the enterprise bean class (including the business methods and the lifecycle callback interceptor methods invoked by the container) results in the transition to the "does not exist" state. Exception handling is described in detail in [Exception Handling](#). See the *Jakarta Interceptors* specification [37] for the rules pertaining to

lifecycle callback interceptor methods when more than one such method applies to the bean class.

From the client perspective, the session object continues to exist. The client can continue accessing the session object because the container can delegate the client's requests to another instance.

4.8. Singleton Session Beans

A singleton session bean is a session bean component that is instantiated once per application. In cases where the container is distributed over many virtual machines, each application will have one bean instance of the singleton for each JVM.

Once instantiated, a singleton session bean instance lives for the duration of the application in which it is created. It maintains its state between client invocations but its state is not required to survive container shutdown or crash.

A singleton session bean is intended to be shared, and it supports concurrent access.

A singleton session bean must not implement the `jakarta.ejb.SessionSynchronization` interface or use the session synchronization annotations.

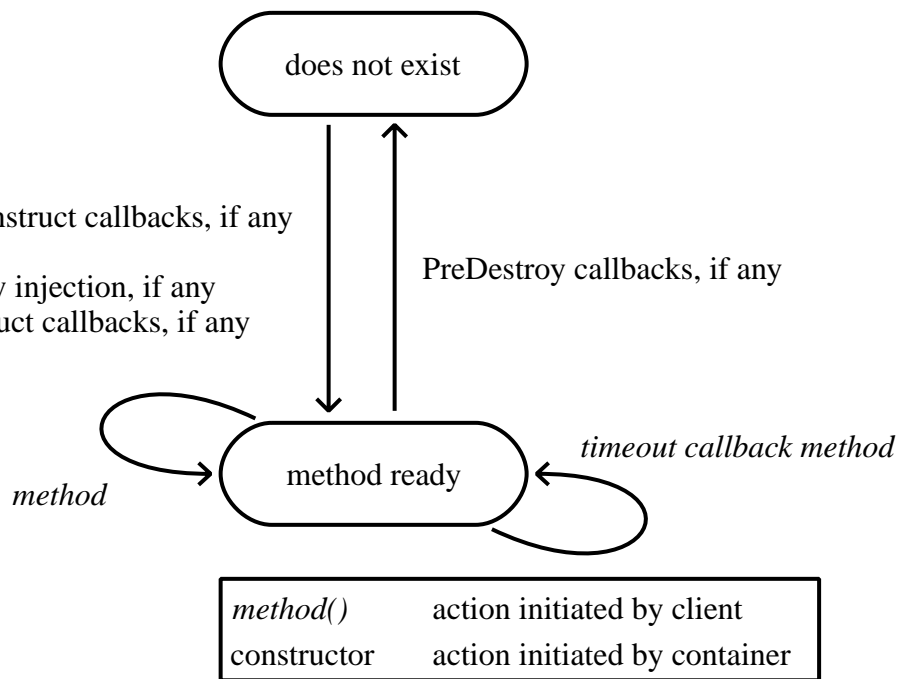


Figure 7. Life Cycle of a Singleton Session Bean

The following steps describe the life cycle of a singleton session bean instance:

- A singleton session bean instance's life starts when the container invokes the session bean class constructor to create the singleton bean instance.^[30] Next, the container performs any dependency injection as specified by the metadata annotations on the bean class or by the deployment descriptor. The container then calls the `PostConstruct` lifecycle callback interceptor methods for the bean, if any.

- The singleton bean instance is now ready to be delegated a business method call from any client or a call from the container to a timeout callback method.
- When the application is shutting down, the container invokes the `PreDestroy` lifecycle callback interceptor methods on the singleton session bean instance, if any. This ends the life of the singleton session bean instance.

4.8.1. Singleton Session Bean Initialization

By default, the container is responsible for deciding *when* to initialize a singleton session bean instance. However, the Bean Provider can optionally configure the singleton session bean for eager initialization. If the `Startup` annotation appears on the singleton session bean class or if the singleton session bean has been designated via the deployment descriptor as requiring eager initialization, the container must initialize the singleton session bean instance during the application startup sequence. The container must initialize all such startup-time singleton session beans before any external client requests (that is, client requests originating outside of the application) are delivered to any enterprise bean components in the application.

The following example shows a singleton session bean with startup logic that initializes its shared state:

```
@Startup
@Singleton
public class SharedBean implements Shared {

    private SharedData state;

    @PostConstruct
    void init() {
        // initialize shared data
        ...
    }
    ...
}
```

In some cases, explicit initialization ordering dependencies exist between multiple singleton session bean components in an application. The `DependsOn` annotation is used to express these dependencies. A `DependsOn` dependency is used in cases where one singleton session bean must *initialize* before one or more other singleton session beans. The container ensures that all singleton session beans with which a singleton session bean has a `DependsOn` relationship have been initialized before the `PostConstruct` method is called.

Note that if one singleton session bean merely needs to invoke another singleton session bean from its `PostConstruct` method, no explicit ordering metadata is required. In that case, the first singleton session bean would merely use an Enterprise Beans reference to invoke the target singleton session bean. In this case, the acquisition of the Enterprise Beans reference (either through injection or

lookup) does not necessarily imply the actual creation of the corresponding singleton session bean instance.

The following examples illustrate the use of `DependsOn` metadata:

```
@Singleton
public class B { ... }

@DependsOn("B")
@Singleton
public class A { ... }
```

In the above example, the container must guarantee that singleton `B` is initialized before singleton `A`. The `DependsOn` value attribute holds one or more strings, where each specifies the `ejb-name` of the target singleton session bean.

In the following example, the container must guarantee that singletons `B` and `C` are initialized before singleton `A`. In the case of multiple values, the ordering in which the target `ejb-name` values are listed is not preserved at runtime. For example, if singleton `B` has an ordering dependency on singleton `C`, it is singleton `B`'s responsibility to explicitly capture that in its own metadata.

```
@Singleton
public class B { ... }

@Singleton(name="Cbean")
public class C { ... }

@DependsOn({"B", "Cbean"})
@Singleton
public class A { ... }
```

The following example illustrates the use of the fully-qualified `ejb-name` syntax to refer to a singleton session bean packaged within a different module in the same application.

```

// two Singleton components packaged in different ejb-jars within
// the same .ear

// packaged in b.jar
@Singleton
public class B { ... }

// packaged in a.jar
@DependsOn("b.jar#B")
@Singleton
public class A { ... }

```

Circular dependencies within the `DependsOn` metadata are not permitted. Circular dependencies are not required to be detected by the container but may result in a deployment error.

4.8.2. Singleton Session Bean Destruction

Any singleton session bean instance that successfully completes initialization is removed by the container during application shutdown. At this time the container must invoke the `PreDestroy` lifecycle callback interceptor methods on the singleton session bean instance, if any. The container ensures that all singleton session beans with which a singleton session bean has a `DependsOn` relationship are still available during the `PreDestroy` callback. After the `PreDestroy` callback completes, the container ends the life of the singleton session bean instance.

4.8.3. Transaction Semantics of Initialization and Destruction

The `PostConstruct` and `PreDestroy` methods of singleton session beans with container-managed transaction demarcation can be invoked with or without a transaction. From the Bean Provider's view there is no client of a `PostConstruct` or `PreDestroy` method.

A `PostConstruct` or `PreDestroy` method of a singleton session bean with container-managed transaction demarcation is permitted to have transaction attribute `REQUIRED`, `REQUIRES_NEW`, or `NOT_SUPPORTED` (`Required`, `RequiresNew`, or `NotSupported` if the deployment descriptor is used to specify the transaction attribute).

Note that the container must start a new transaction if the `REQUIRED` (`Required`) transaction attribute is used. This guarantees, for example, that the transactional behavior of the `PostConstruct` method is the same regardless of whether the singleton session bean instance is initialized eagerly at container startup time or as a side effect of a first client invocation on the singleton session bean. The `REQUIRED` transaction attribute value is allowed so that specification of a transaction attribute for the singleton session bean's `PostConstruct` and `PreDestroy` methods can be defaulted.

4.8.4. Singleton Session Bean Error Handling

Errors occurring during singleton session bean initialization are considered fatal and must result in

the discarding of the singleton session bean instance. Possible initialization errors include injection failure, a system exception thrown from an `AroundConstruct` or `PostConstruct` method, or the failure of a `PostConstruct` method's container-managed transaction to successfully commit. If a singleton session bean fails to initialize, attempted invocations on the singleton session bean result in the `jakarta.ejb.NoSuchEJBException` exception as defined by [Session Bean's Business Interface](#) and [Session Bean's No-Interface View](#).

The same singleton session bean instance must remain active until application shutdown. Unlike instances of other component types, system exceptions thrown from business methods or callbacks of a singleton session bean do *not* result in the destruction of the singleton instance.

4.8.5. Singleton Session Bean Concurrency

From the client's perspective, a singleton session bean always supports concurrent access. In general, the client of a singleton session bean does not have to concern itself with whether other clients might be accessing the singleton session bean at the same time.

From the Bean Provider's perspective, there are two approaches for controlling singleton session bean concurrency behavior:

- container-managed concurrency: the container controls concurrent access to the bean instance based on method-level locking metadata
- bean-managed concurrency: the container allows full concurrent bean instance access and defers state synchronization responsibility to the Bean Provider

When designing a singleton session bean, the bean provider must decide whether the bean will use container-managed or bean-managed concurrency. Typically singleton session beans will be specified to have container-managed concurrency. This is the default if no concurrency management type is specified. A singleton session bean can be designed to use either container-managed concurrency or bean-managed concurrency but it cannot use both.

The lifecycle of any interceptor classes associated with a singleton session bean have the same lifecycle and concurrency behavior as that of the singleton session bean itself. Each interceptor class will be instantiated once per singleton session bean instance. Any state stored in an instance of an interceptor class associated with a singleton session bean should be considered when devising the concurrency plan for the bean.

It is legal to store Jakarta EE objects that do not support concurrent access (e.g. references to Jakarta Persistence entity managers or stateful session beans) within the singleton session bean instance state. However, it is the responsibility of the Bean Provider to ensure such objects are not accessed by more than one thread at a time.

Independent of the bean's concurrency management type, the container must ensure that no concurrent access to the singleton session bean instance occurs until after the instance has successfully completed its initialization sequence, including any `PostConstruct` lifecycle callback method(s). The container must temporarily block any singleton session bean access attempts that arrive while the

singleton session bean is still initializing.

Independent of the bean's concurrency management type, the container must ensure that concurrent access to the `SessionContext` object is thread-safe.

Singleton session beans support reentrant calls, i.e., where an outbound call from a singleton session bean method results in a loopback call to the singleton session bean on the same thread. Reentrant singleton session beans should be programmed and used with caution. Special locking semantics apply to loopback calls on singleton session beans with container-managed concurrency as described below.

4.8.5.1. Container-Managed Concurrency

With container-managed concurrency, the container is responsible for controlling concurrent access to the bean instance based on method-level locking metadata. Each business method or timeout method is associated with either a read (shared) lock or a write (exclusive) lock.

If the container invokes a method associated with a read lock, any number of other concurrent invocations on methods with read locks are allowed to access the bean instance simultaneously.

If the container invokes a method associated with a write lock, no other concurrent invocations will be allowed to proceed until the method holding the write lock completes its processing.

A concurrent access attempt that is not allowed to proceed due to locking is blocked until it can make forward progress. Timeouts can be specified via metadata so that a blocked request can be rejected if a lock is not acquired within a certain amount of time. If a singleton session bean invocation is rejected due to lock timeout the `ConcurrentAccessTimeoutException` is thrown to the client.

This specification only mandates the basic read and write locking semantics outlined above. There are many policy decisions that a container could make to affect the performance of the locking scheme for a given application. For example:

- Determining whether to grant forward progress to a read method or write method, when both readers and writers are waiting at the time that a write method completes.
- Determining whether to allow additional readers while one or more readers is active and a writer is waiting.

The exact set of additional read/write locking policy decisions supported by a Container Provider and the configuration requirements for those policies are outside the scope of this specification.

Reentrant Locking Behavior

Special locking semantics apply to loopback calls on singleton session beans with container-managed concurrency.

If a loopback call occurs on a singleton session bean that already holds a write lock on the same thread:

-
- If the target of the loopback call is a read method, the read lock must always be granted immediately, without releasing the original write lock.
 - If the target of the loopback call is a write method, the call must proceed immediately, without releasing the original write lock.

If a loopback call occurs on a singleton session bean that holds a read lock on the same thread (but does not also hold a write lock on the same thread):

- If the target of the loopback call is a read method, the call must proceed immediately, without releasing the original `Read` lock.
- If the target of the loopback call is a write method, the `jakarta.ejb.IllegalLoopbackException` must be thrown to the caller.

4.8.5.2. Bean-Managed Concurrency

With bean-managed concurrency, the container allows full concurrent access to the singleton session bean instance. It is the responsibility of the Bean Provider to guard its state as necessary against synchronization errors due to concurrent access. The Bean Provider is permitted to use the Java language level synchronization primitives such as `synchronized` and `volatile` for this purpose.

4.8.5.3. Specification of a Concurrency Management Type

By default, a singleton session bean has container-managed concurrency. The Bean Provider of a singleton session bean can use the `ConcurrencyManagement` annotation on the bean class to declare the bean's concurrency management type.

Alternatively, the Bean Provider can use the deployment descriptor to specify the bean's concurrency management type. If the deployment descriptor is used, it is only necessary to explicitly specify the bean's concurrency management type if bean-managed concurrency is used.

The concurrency management type of a singleton session bean is determined by the Bean Provider. The Application Assembler is not permitted to use the deployment descriptor to override a bean's concurrency management type regardless of whether it has been explicitly specified or defaulted by the Bean Provider. (See [Deployment Descriptor](#) for information about the deployment descriptor.)

4.8.5.4. Specification of the Container-Managed Concurrency Metadata for a Bean's Methods

The Bean Provider of a singleton session bean with container-managed concurrency may specify locking metadata for the enterprise bean's methods. By default, the value of the lock associated with a method of a bean with container managed concurrency is a write lock (exclusive lock).

A concurrency locking attribute is a value associated with each of the following methods:

- a method of a bean's business interface
- a method of a bean's no-interface view

-
- a timeout callback method
 - a web service endpoint method

The concurrency locking attribute specifies how the container must manage concurrency when a client invokes the method.

Concurrency locking attributes are specified for the following methods:

- For a bean written to the Enterprise Beans 3.x client view API, the concurrency locking attributes are specified for those methods of the bean class that correspond to the bean's business interface, the direct and indirect superinterfaces of the business interface, methods exposed through the no-interface view, and for timeout callback methods, if any.
- For a bean that provides a web service client view, the concurrency locking attributes are specified for those methods of the bean class that correspond to the bean's web service endpoint methods, and for timeout callback methods, if any.

The following rules apply to the specification of concurrency attributes.

The `Lock(READ)` and `Lock(WRITE)` annotations are used to specify concurrency locking attributes.

The concurrency locking attributes for the methods of a bean class may be specified on the class, the business methods of the class, or both.

Specifying the `Lock` annotation on the bean class means that it applies to all applicable business methods of the class. If the concurrency locking attribute is not specified, it is assumed to be `Lock(WRITE)`. The absence of a concurrency attribute specification on the bean class is equivalent to the specification of `Lock(WRITE)` on the bean class.

A concurrency locking attribute may be specified on a method of the bean class to override the concurrency locking attribute value explicitly or implicitly specified on the bean class.

If the bean class has superclasses, the following additional rules apply:

- A concurrency locking attribute specified on a superclass S applies to the business methods defined by S. If a class-level concurrency attribute is not specified on S, it is equivalent to specification of `Lock(WRITE)` on S.
- A concurrency locking attribute may be specified on a business method M defined by class S to override for method M the concurrency locking attribute value explicitly or implicitly specified on the class S.
- If a method M of class S overrides a business method defined by a superclass of S, the concurrency locking attribute of M is determined by the above rules as applied to class S.

The Bean Provider may use the deployment descriptor as an alternative to metadata annotations to specify the concurrency locking attributes. Concurrency locking attributes specified in the deployment descriptor are assumed to override or supplement concurrency locking attributes specified in annotations. If a concurrency locking attribute value is not specified in the deployment descriptor, it is

assumed that the concurrency locking attribute specified in annotations applies, or — in the case that no annotation has been specified — that the value is `Write`.

The Application Assembler is permitted to override the concurrency locking attribute values using the bean's deployment descriptor. The Deployer is also permitted to override the concurrency locking attribute values at deployment time. Caution should be exercised when overriding the concurrency locking attributes of an application, as the concurrency structure of an application is typically intrinsic to the semantics of the application.

Example:

```
@Lock(READ)
public class SomeClass {
    public void aMethod () { ... }
    public void bMethod () { ... }
    ...
}

@Singleton
public class ABean extends SomeClass implements A {

    public void aMethod () { ... }

    @Lock(WRITE)
    public void cMethod () { ... }
    ...
}
```

Assuming that `aMethod`, `bMethod`, `cMethod` of singleton session bean `ABean` are methods of business interface `A`, their concurrency locking attributes are `Lock(WRITE)`, `Lock(READ)`, and `Lock(WRITE)` respectively.

4.8.5.5. Concurrent Access Timeouts

A concurrent access attempt that cannot immediately acquire the appropriate lock is blocked until it can make forward progress. The `AccessTimeout` annotation is used to specify the amount of time the access attempt should be blocked before timing out. Access timeouts only apply to methods eligible for concurrency locks on a singleton session bean with container-managed concurrency. If an access attempt times out, the container throws the `jakarta.ejb.ConcurrentAccessTimeoutException` to the client.

The `AccessTimeout` annotation can be specified on a business method or on a bean class (or superclass). An `AccessTimeout` annotation specified on a class applies the access timeout to all business methods of that class. If the `AccessTimeout` annotation is specified on both a class and on a business method of that class, the method-level annotation takes precedence.

An `AccessTimeout` value of `-1` indicates that the client request will block indefinitely until forward

progress can be made.

An `AccessTimeout` value of `0` indicates that concurrent access is not allowed. Access attempts on methods with a timeout value of `0` result in the `jakarta.ejb.ConcurrentAccessException`.

4.8.6. Operations Allowed in the Methods of a Singleton Session Bean

[Operations Allowed in the Methods of a Singleton Session Bean](#) defines the methods of a singleton session bean class in which the session bean instances can access the methods of the `jakarta.ejb.SessionContext` interface, the `java:comp/env` environment naming context, resource managers, `TimerService` and `Timer` methods, the `EntityManager` and `EntityManagerFactory` methods, and other enterprise beans.

If a session bean instance attempts to invoke a method of the `SessionContext` interface, and the access is not allowed in [Operations Allowed in the Methods of a Singleton Session Bean](#), the container must throw the `java.lang.IllegalStateException`.

If a session bean instance attempts to invoke a method of the `TimerService` or `Timer` interface and the access is not allowed in [Operations Allowed in the Methods of a Singleton Session Bean](#), the container must throw the `java.lang.IllegalStateException`.

If a session bean instance attempts to access a resource manager, an enterprise bean, an entity manager or entity manager factory, and the access is not allowed in [Operations Allowed in the Methods of a Singleton Session Bean](#), the behavior is undefined by the Enterprise Beans architecture.

Table 3. Operations Allowed in the Methods of a Singleton Session Bean

Bean method	Bean method can perform the following operations	
	Container-managed transaction demarcation	Bean-managed transaction demarcation
constructor	-	-
dependency injection methods	SessionContext methods <i>lookup</i> JNDI access to <code>java:comp/env</code>	SessionContext methods <i>lookup</i> JNDI access to <code>java:comp/env</code>

Bean method	Bean method can perform the following operations	
PostConstruct, PreDestroy lifecycle callback interceptor methods Note A	<p>SessionContext methods</p> <p><i>getBusinessObject,</i> <i>getRollbackOnly,</i> <i>setRollbackOnly,</i> <i>getTimerService,</i> <i>lookup,</i> <i>getContextData</i></p> <p>JNDI access to java:comp/env Resource manager access Enterprise bean access EntityManagerFactory access EntityManager access TimerService and Timer methods</p>	<p>SessionContext methods</p> <p><i>getBusinessObject,</i> <i>getUserTransaction,</i> <i>getTimerService,</i> <i>lookup,</i> <i>getContextData</i></p> <p>UserTransaction methods JNDI access to java:comp/env Resource manager access Enterprise bean access EntityManager access EntityManagerFactory access TimerService and Timer methods</p>
business method from business interface or from no-interface view; business method interceptor method	<p>SessionContext methods</p> <p><i>getBusinessObject,</i> <i>getCallerPrincipal,</i> <i>isCallerInRole,</i> <i>getRollbackOnly,</i> <i>setRollbackOnly,</i> <i>getTimerService,</i> <i>getInvokedBusinessInterface,</i> <i>wasCancelCalled,</i> <i>lookup,</i> <i>getContextData</i></p> <p>JNDI access to java:comp/env Resource manager access Enterprise bean access EntityManagerFactory access EntityManager access TimerService and Timer methods</p>	<p>SessionContext methods</p> <p><i>getBusinessObject,</i> <i>getCallerPrincipal,</i> <i>isCallerInRole,</i> <i>getUserTransaction,</i> <i>getTimerService,</i> <i>getInvokedBusinessInterface,</i> <i>wasCancelCalled,</i> <i>lookup,</i> <i>getContextData</i></p> <p>UserTransaction methods JNDI access to java:comp/env Resource manager access Enterprise bean access EntityManagerFactory access EntityManager access TimerService and Timer methods</p>

Bean method	Bean method can perform the following operations	
business method from web service endpoint	<p>SessionContext methods</p> <p><i>getBusinessObject,</i> <i>getCallerPrincipal,</i> <i>isCallerInRole,</i> <i>getRollbackOnly,</i> <i>setRollbackOnly,</i> <i>getTimerService,</i> <i>getMessageContext,</i> <i>lookup,</i> <i>getContextData</i></p> <p>Message context methods JNDI access to java:comp/env Resource manager access Enterprise bean access EntityManagerFactory access EntityManager access TimerService and Timer methods</p>	<p>SessionContext methods</p> <p><i>getBusinessObject,</i> <i>getCallerPrincipal,</i> <i>isCallerInRole,</i> <i>getUserTransaction,</i> <i>getTimerService,</i> <i>lookup,</i> <i>getMessageContext,</i> <i>lookup,</i> <i>getContextData</i></p> <p>UserTransaction methods Message context methods JNDI access to java:comp/env Resource manager access Enterprise bean access EntityManagerFactory access EntityManager access TimerService and Timer methods</p>
timeout callback method	<p>SessionContext methods</p> <p><i>getBusinessObject,</i> <i>getCallerPrincipal,</i> <i>isCallerInRole,</i> <i>getRollbackOnly,</i> <i>setRollbackOnly,</i> <i>getTimerService,</i> <i>lookup,</i> <i>getContextData</i></p> <p>JNDI access to java:comp/env Resource manager access Enterprise bean access EntityManagerFactory access EntityManager access TimerService and Timer methods</p>	<p>SessionContext methods</p> <p><i>getBusinessObject,</i> <i>getCallerPrincipal,</i> <i>isCallerInRole,</i> <i>getUserTransaction,</i> <i>getTimerService,</i> <i>lookup,</i> <i>getContextData</i></p> <p>UserTransaction methods JNDI access to java:comp/env Resource manager access Enterprise bean access EntityManagerFactory access EntityManager access TimerService and Timer methods</p>

Notes:

[A] If a client calls lifecycle callback method through a business interface or a no-interface view, the method is treated like a business method.

Additional restrictions:

- The `getRollbackOnly` and `setRollbackOnly` methods of the `SessionContext` interface should be used only in the session bean methods that execute in the context of a transaction. The container must throw the `java.lang.IllegalStateException` if the methods are invoked while the current business method is not executing in the context of a transaction.
- Invoking the `wasCancelCalled` method is disallowed except when inside the context of the asynchronous methods that declare `Future<V>` object as the returning type

The reasons for disallowing operations in [Operations Allowed in the Methods of a Singleton Session Bean](#):

- Invoking the `getBusinessObject` method is disallowed if the session bean does not define a business interface or a no-interface view.
- Invoking the `getInvokedBusinessInterface` method is disallowed if the session bean does not define a business interface or a no-interface view. It is also disallowed if the current business method was not invoked through a business interface or the no-interface view.
- Invoking the `getEJBObject` and `getEJBHome` methods is disallowed since a singleton session bean does not support the Enterprise Beans 2.x remote client view.
- Invoking the `getEJBLocalObject` and `getEJBLocalHome` methods is disallowed since a singleton session bean does not support the Enterprise Beans 2.x local client view.
- Invoking the `getRollbackOnly` and `setRollbackOnly` methods is disallowed in the session bean methods for which the container does not have a meaningful transaction context, and for all session beans with bean-managed transaction demarcation.
- Invoking the `getMessageContext` method is disallowed in session bean methods that were not invoked by the container through the session bean's web service endpoint.
- Accessing resource managers, enterprise beans, and the `EntityManager` is disallowed in the session bean methods for which the container does not have a meaningful transaction context and/or client security context.
- The `UserTransaction` interface is unavailable to session beans with container-managed transaction demarcation.

4.9. The Responsibilities of the Bean Provider

This section describes the responsibilities of the session Bean Provider to ensure that a session bean can be deployed in any Enterprise Beans container. These requirements apply to stateful session beans, stateless session beans, and singleton session beans.

4.9.1. Classes and Interfaces

The session Bean Provider is responsible for providing the following class files:^[31]

- Session bean class.
- Session bean's business interface(s), if the session bean provides an Enterprise Beans 3.x local or

remote client view.

- Session bean's remote interface and remote home interface, if the session bean provides an Enterprise Beans 2.1 remote client view.
- Session bean's local interface and local home interface, if the session bean provides an Enterprise Beans 2.1 local client view.
- Session bean's web service endpoint interface, if any.
- Interceptor classes, if any.

The Bean Provider for a session bean that provides a web service client view may also define Jakarta XML Web Services message handlers for the bean. The requirements for such message handlers are defined in [30] and [31].

4.9.2. Session Bean Class

The following are the requirements for the session bean class:

- The class must be defined as `public`, must not be `final`, and must not be `abstract`. The class must be a top level class.
- The class must have a `public` constructor that takes no parameters. The Enterprise Beans container uses this constructor to create instances of the session bean class.
- The class must not define the `finalize()` method.
- The class must implement the bean's business interface(s) or the methods of the bean's business interface(s), if any.
- The class must implement the business methods of the bean's Enterprise Beans 2.1 client view interfaces, if any. ^[32]

Optionally:

- The class may have an additional constructor annotated with the `Inject` annotation (see [Relationship to Jakarta Contexts and Dependency Injection](#) and the CDI specification [38]).
- The class may implement, directly or indirectly, the `jakarta.ejb.SessionBean` interface. ^[33]
- If the class is a stateful session bean, it may implement the `jakarta.ejb.SessionSynchronization` interface or use one or more of the session synchronization annotations.
- The class may implement the session bean's web service endpoint or component interface.
- If the class is a stateless session bean, it may implement the `jakarta.ejb.TimedObject` interface. See [Timer Service](#).
- The class may implement the `ejbCreate` method(s).
- The session bean class may have superclasses and/or superinterfaces. If the session bean has superclasses, the business methods, lifecycle callback interceptor methods, the timeout callback methods, the methods implementing the optional session synchronization notifications, the `Init` or

`ejbCreate<METHOD>` methods, the `Remove` methods, and the methods of the `SessionBean` interface may be defined in the session bean class or in any of its superclasses.

- The session bean class is allowed to implement other methods (for example helper methods invoked internally by the business methods) in addition to the methods required by the Enterprise Beans specification.

4.9.2.1. Session Bean Superclasses

A session bean class is permitted to have superclasses that are themselves session bean classes. However, there are no special rules that apply to the processing of annotations or the deployment descriptor for this case. For the purposes of processing a particular session bean class, all superclass processing is identical regardless of whether the superclasses are themselves session bean classes. In this regard, the use of session bean classes as superclasses merely represents a convenient use of *implementation inheritance*, but does not have *component inheritance* semantics.

For example, the client views exposed by a particular session bean are not inherited by a subclass that also happens to define a session bean.

```
@Stateless
public class A implements Foo { ... }

@Stateless
public class B extends A implements Bar { ... }
```

Assuming `Foo` and `Bar` are local business interfaces and there is no associated deployment descriptor, session bean `A` exposes local business interface `Foo` and session bean `B` exposes local business interface `Bar`, but *not* `Foo`.

Session bean `B` would need to explicitly include `Foo` in its set of exposed views for that interface to apply. For example:

```
@Stateless
public class A implements Foo { ... }

@Stateless
public class B extends A implements Foo, Bar { ... }
```

4.9.3. Lifecycle Callback Interceptor Methods

The `AroundConstruct`, `PostConstruct`, `PreDestroy`, `PrePassivate`, and `PostActivate` lifecycle callback interceptor methods may be defined for session beans. If the `PrePassivate` or `PostActivate` lifecycle callbacks are defined for stateless session beans or singleton session beans, they are ignored.^[34]

The `AroundConstruct` lifecycle callback interceptor method may be defined on an interceptor class only.

All other lifecycle callback interceptor methods may be defined on the bean class and/or on an interceptor class of the bean. Rules applying to the definition of lifecycle callback interceptor methods are defined in [Interceptors for LifeCycle Event Callbacks](#).

Compatibility Note: If the `PostConstruct` lifecycle callback interceptor method is the `ejbCreate` method, if the `PreDestroy` lifecycle callback interceptor method is the `ejbRemove` method, if the `PostActivate` lifecycle callback interceptor method is the `ejbActivate` method, or if the `PrePassivate` lifecycle callback interceptor method is the `ejbPassivate` method, these callback methods must be implemented on the bean class itself (or on its superclasses). Except for these cases, the method names can be arbitrary, but must not start with "ejb" to avoid conflicts with the callback methods defined by the `jakarta.ejb.EnterpriseBean` interfaces.

4.9.4. Session Synchronization Methods

The bean class (or superclass) of a stateful session bean may use one or more of the session synchronization annotations `AfterBegin`, `BeforeCompletion`, and `AfterCompletion`. Each bean has at most one session synchronization method for each of the three annotation types. In the case of method overriding of session synchronization methods declared by annotations, the most derived method takes precedence. The signatures of the session synchronization methods must follow these rules:

- The method must not be declared as final or static.
- The method may have any access type: public, private, protected, or package-level.
- The return type must be void.
- The `AfterBegin` and `BeforeCompletion` methods must take 0 arguments.
- The `AfterCompletion` method must take a single argument of type `boolean`.

4.9.5. `ejbCreate<METHOD>` Methods

The session bean class of a session bean that has a home interface may define one or more `ejbCreate<METHOD>` methods. These `ejbCreate` methods are intended for use only with components written to the the Enterprise Beans 2.1 and earlier APIs. The signatures of the `ejbCreate` methods must follow these rules:

- The method name must have `ejbCreate` as its prefix.
- The method must be declared as public.
- The method must not be declared as final or static.
- The return type must be void.
- The method arguments must be legal types for RMI/IIOP if there is a `create<METHOD>` corresponding to the `ejbCreate<METHOD>` method on the session bean's remote home interface.
- A stateless session bean may define only a single `ejbCreate` method, with no arguments.
- The `throws` clause may define arbitrary application exceptions, possibly including the `jakarta.ejb.CreateException`.

Compatibility Note: Enterprise Beans 1.0 allowed the `ejbCreate` method to throw the `java.rmi.RemoteException` to indicate a non-application exception. This practice was deprecated in Enterprise Beans 1.1— an Enterprise Beans 1.1 or Enterprise Beans 2.0 or later compliant enterprise bean should throw the `jakarta.ejb.EJBException` or another `RuntimeException` to indicate non-application exceptions to the container (see [System Exceptions](#)). An Enterprise Beans 2.0 and later compliant enterprise bean should not throw the `java.rmi.RemoteException` from the `ejbCreate` method.

4.9.6. Business Methods

The session bean class may define zero or more business methods whose signatures must follow these rules:

- The method names can be arbitrary, but they must not start with "ejb" to avoid conflicts with the callback methods used by the Enterprise Beans architecture.
- The method must be declared as public.
- The method must not be declared as final or static.
- The argument and return value types for the method must be legal types for RMI/IIOP if the method corresponds to a business method on the session bean's remote business interface or remote component interface.
- The argument and return value types for a method must be legal types for Jakarta XML Web Services if the method is a web service method or corresponds to a method on the session bean's web service endpoint.
- The `throws` clause may define arbitrary application exceptions.

Note: Callback methods are permitted to have `public` access type. This raises the question of whether a callback method can also be exposed as a business method through one or more client views. Doing so is not prohibited, but should be done with caution. The runtime context (e.g. transaction context, caller principal, operations allowed, etc.) for a method invoked as a callback can differ significantly from the context for the same method when invoked via a client invocation. As a general rule, callback methods should not be exposed as business methods. Therefore, it is recommended that all non-business methods be assigned an access type other than `public`.

Compatibility Note: Enterprise Beans 1.0 allowed the business methods to throw the `java.rmi.RemoteException` to indicate a non-application exception. This practice was deprecated in Enterprise Beans 1.1— an Enterprise Beans 1.1 or Enterprise Beans 2.0 or later compliant enterprise bean should throw the `jakarta.ejb.EJBException` or another `RuntimeException` to indicate non-application exceptions to the container (see [System Exceptions](#)). An Enterprise Beans 2.0 or later compliant enterprise bean should not throw the `java.rmi.RemoteException` from a business method.

4.9.7. Session Bean's Business Interface

The following are the requirements for the session bean's business interface:

- The interface must not extend the `jakarta.ejb.EJBObject` or `jakarta.ejb.EJBLocalObject` interface.

If the business interface is a remote business interface, the argument and return values must be of valid types for RMI/IIOP. The remote business interface is not required or expected to be a `java.rmi.Remote` interface. The `throws` clause should not include the `java.rmi.RemoteException`. The methods of the business interface may only throw the `java.rmi.RemoteException` if the interface extends `java.rmi.Remote`.

- The interface is allowed to have superinterfaces.
- If the interface is a remote business interface, its methods must not expose local interface types, timers or timer handles as arguments or results.
- The same business interface cannot be both a local and a remote business interface of the bean.^[35]
- The bean class must implement the interface or the interface must be designated as a local or remote business interface of the bean by means of the `Local` or `Remote` annotation or in the deployment descriptor. The following rules apply to the interfaces implemented by the bean class:
 - `java.io.Serializable`, `java.io.Externalizable` and the interfaces defined by the `jakarta.ejb` package are excluded when determining whether the bean class has business interfaces.
 - All business interfaces must be explicitly designated as such if any of the following is true:
 - the bean exposes a no-interface view
 - any interface of the bean class is explicitly designated as a business interface of the bean by either of the following means:
 - using the `Local` or `Remote` annotation with a non-empty value on the bean class
 - using the `Local` or `Remote` annotation on the interface
 - in the deployment descriptor
 - Otherwise:
 - If the bean class is annotated with the `Remote` annotation, all implemented interfaces (excluding the interfaces listed above) are assumed to be remote business interfaces of the bean.
 - If the bean class is annotated with the `Local` annotation, or if the bean class is annotated with neither the `Local` nor the `Remote` annotation, all implemented interfaces (excluding the interfaces listed above) are assumed to be local business interfaces of the bean.

Note that while it is expected that the bean class will typically implement its business interface(s), if the bean class uses annotations or the deployment descriptor to designate its business interface(s), it is not required that the bean class also be specified as implementing the interface(s).

The following examples assume that there is no deployment descriptor associated with the bean and neither the `Local` nor the `Remote` annotation is specified on the bean class or an interface unless noted.

Example 1: session bean A exposes *two local* business interfaces, `Foo` and `Bar`:

```
public interface Foo { ... }

public interface Bar { ... }

@Stateless
public class A implements Foo, Bar { ... }
```

Example 2: session bean A exposes *two local* business interfaces, **Foo** and **Bar**:

```
public interface Foo { ... }

public interface Bar { ... }

@Local
@Stateless
public class A implements Foo, Bar { ... }
```

Example 3: session bean A exposes *two remote* business interfaces, **Foo** and **Bar**

```
public interface Foo { ... }

public interface Bar { ... }

@Remote
@Stateless
public class A implements Foo, Bar { ... }
```

Example 4: session bean A exposes only *one remote* business interface **Foo**

```
@Remote
public interface Foo { ... }

public interface Bar { ... }

@Stateless
public class A implements Foo, Bar { ... }
```

Example 5: session bean A exposes only *one remote* business interface **Foo**

```
public interface Foo { ... }

public interface Bar { ... }

@Remote(Foo.class)
@Stateless
public class A implements Foo, Bar { ... }
```

4.9.8. Session Bean's No-Interface View

The following are the requirements for a session bean that exposes a no-interface view:

- The bean class must designate that it exposes a no-interface view via its bean class definition or in the deployment descriptor. The following rules apply:
 - If the bean does not expose any other client views (local, remote, no-interface, 2.x Remote Home, 2.x Local Home, Web Service) and its implements clause is empty, the bean defines a no-interface view.
 - If the bean exposes at least one other client view, the bean designates that it exposes a no-interface view by means of the `LocalBean` annotation on the bean class or in the deployment descriptor.
 - The following interfaces are excluded when determining whether the bean exposes a no-interface view: `java.io.Serializable`; `java.io.Externalizable`; any of the interfaces defined by the `jakarta.ejb` package.
 - All non-static public methods of the bean class and of any superclasses except `java.lang.Object` are exposed as business methods through the no-interface view.

Note: This includes callback methods. The Bean Provider should exercise caution when choosing to expose callback methods as business methods through the no-interface view. The runtime context (e.g. transaction context, caller principal, operations allowed, etc.) for a method invoked as a callback can differ significantly from the context for the same method when invoked via a client invocation. In general, callback methods should not be exposed as business methods. Therefore, it is recommended that all non-business methods be assigned an access type other than `public`.

- The `throws` clause of a bean class method exposed through the no-interface view must not include the `java.rmi.RemoteException`.
- Only `private` methods of the bean class and any superclasses except `java.lang.Object` may be declared `final`.

4.9.9. Session Bean's Remote Component Interface

The following are the requirements for the session bean's remote component interface:

- The interface must extend the `jakarta.ejb.EJBObject` interface.
- The methods defined in this interface must follow the rules for RMI/IIOP. This means that their argument and return values must be of valid types for RMI/IIOP, and their `throws` clauses must include the `java.rmi.RemoteException`.
- The remote component interface is allowed to have superinterfaces. Use of interface inheritance is subject to the RMI/IIOP rules for the definition of remote interfaces.
- For each method defined in the remote component interface, there must be a matching method in the session bean's class. The matching method must have:
 - The same name.
 - The same number and types of arguments, and the same return type.
 - All the exceptions defined in the `throws` clause of the matching method of the session bean class must be defined in the `throws` clause of the method of the remote component interface.
- The remote component interface methods must not expose local component interface types, local home interface types, timers or timer handles as arguments or results.

4.9.10. Session Bean's Remote Home Interface

The following are the requirements for the session bean's remote home interface:

- The interface must extend the `jakarta.ejb.EJBHome` interface.
- The methods defined in this interface must follow the rules for RMI/IIOP. This means that their argument and return values must be of valid types for RMI/IIOP, and that their `throws` clauses must include the `java.rmi.RemoteException`.
- The remote home interface is allowed to have superinterfaces. Use of interface inheritance is subject to the RMI/IIOP rules for the definition of remote interfaces.
- A session bean's remote home interface must define one or more `create<METHOD>` methods. A stateless session bean must define exactly one create method with no arguments.
- Each create method of a stateful session bean must be named `create<METHOD>`, and it must match one of the `Init` methods or `ejbCreate<METHOD>` methods defined in the session bean class. The matching `Init` method or `ejbCreate<METHOD>` method must have the same number and types of arguments. (Note that the return type is different.) The `create` method for a stateless session bean must be named `"create"` but need not have a matching `"ejbCreate"` method.
- The return type for a `create<METHOD>` method must be the session bean's remote component interface type.
- All the exceptions defined in the `throws` clause of an `ejbCreate<METHOD>` method of the session bean class must be defined in the `throws` clause of the matching `create<METHOD>` method of the remote home interface.
- The `throws` clause must include `jakarta.ejb.CreateException`.

4.9.11. Session Bean's Local Component Interface

The following are the requirements for the session bean's local component interface:

- The interface must extend the `jakarta.ejb.EJBLocalObject` interface.
- The `throws` clause of a method defined in the local interface must not include the `java.rmi.RemoteException`.
- The local component interface is allowed to have superinterfaces.
- For each method defined in the local component interface, there must be a matching method in the session bean's class. The matching method must have:
 - The same name.
 - The same number and types of arguments, and the same return type.
 - All the exceptions defined in the `throws` clause of the matching method of the session bean class must be defined in the `throws` clause of the method of the local component interface.

4.9.12. Session Bean's Local Home Interface

The following are the requirements for the session bean's local home interface:

- The interface must extend the `jakarta.ejb.EJBLocalHome` interface.
- The `throws` clause of a method in the local home interface must not include the `java.rmi.RemoteException`.
- The local home interface is allowed to have superinterfaces.
- A session bean's local home interface must define one or more `create<METHOD>` methods. A stateless session bean must define exactly one create method with no arguments.
- Each create method of a stateful session bean must be named `create<METHOD>`, and it must match one of the `Init` methods or `ejbCreate<METHOD>` methods defined in the session bean class. The matching `Init` method or `ejbCreate<METHOD>` method must have the same number and types of arguments. (Note that the return type is different.) The `create` method for a stateless session bean must be named `"create"` but need not have a matching `"ejbCreate"` method.
- The return type for a `create<METHOD>` method must be the session bean's local component interface type.
- All the exceptions defined in the `throws` clause of an `ejbCreate<METHOD>` method of the session bean class must be defined in the `throws` clause of the matching `create<METHOD>` method of the local home interface.
- The `throws` clause must include `jakarta.ejb.CreateException`.

4.9.13. Session Bean's Web Service Endpoint Interface

The Enterprise Beans 3.x API does not require the definition of a web service endpoint interface for

session beans that implement a web service endpoint.

The Jakarta XML Web Services and Jakarta Enterprise Web Services specifications do not require that a separate interface be defined for a web service endpoint. The requirements for web service endpoints under Jakarta XML Web Services and Jakarta Enterprise Web Services are given in [31] and [30].

4.10. The Responsibilities of the Container Provider

This section describes the responsibilities of the Container Provider to support a session bean. The Container Provider is responsible for providing the deployment tools and for managing the session bean instances at runtime.

Because the Enterprise Beans specification does not define the API between deployment tools and the container, we assume that the deployment tools are provided by the Container Provider. Alternatively, the deployment tools may be provided by a different vendor who uses the container vendor's specific API.

4.10.1. Generation of Implementation Classes

The deployment tools provided by the container are responsible for the generation of additional classes when the session bean is deployed. The tools obtain the information that they need for generation of the additional classes by introspecting the classes and interfaces provided by the Bean Provider and by examining the session bean's deployment descriptor.

The deployment tools must generate the following classes:

- A class that implements the session bean's business interface.
- A class that implements the session bean's no-interface view.
- A class that implements the session bean's remote home interface (session EJBHome class).
- A class that implements the session bean's remote component interface (session EJBObject class).
- A class that implements the session bean's local home interface (session EJBLocalHome class).
- A class that implements the session bean's local component interface (session EJBLocalObject class).
- A class that implements the session bean's web service endpoint.
- A class that implements the return value of an asynchronous method with return type `Future<V>`.

The deployment tools may also generate a class that mixes some container-specific code with the session bean class. This code may, for example, help the container to manage the bean instances at runtime. The tools can use subclassing, delegation, and code generation.

The deployment tools may also allow the generation of additional code that wraps the business methods and is used to customize the business logic to an existing operational environment. For example, a wrapper for a `debit` function on the `AccountManager` bean may check that the debited amount does not exceed a certain limit.

4.10.2. Generation of WSDL

Reference [30] describes the generation of a WSDL document for a web service endpoint. The Java to WSDL mapping must adhere to the requirements of Jakarta XML Web Services [31].

4.10.3. Session Business Interface Implementation Class

The container's implementation of the session business interface, which is generated by the deployment tools, implements the business methods specific to the session bean.

The implementation of each business method must activate the instance (if the instance is in the passive state), invoke any business method interceptor methods, and invoke the matching business method on the instance.

The Container Provider is responsible for providing the implementation of the `equals` and `hashCode` methods for the business interface, in conformance with the requirements of [Session Object Identity](#).

4.10.4. No-Interface View Reference Class

The container's implementation of the no-interface view reference, which is generated by the deployment tools, implements the business methods that are exposed to the no-interface view client.

The implementation of each business method must activate the instance (if the instance is in the passive state), invoke any business method interceptor methods, and invoke the matching business method on the instance.

The Container Provider is responsible for providing the implementation of the `equals` and `hashCode` methods for the no-interface view reference class, in conformance with the requirements of [Client view of Session Object's Life Cycle](#).

4.10.5. Session EJBHome Class

The session EJBHome class, which is generated by the deployment tools, implements the session bean's remote home interface. This class implements the methods of the `jakarta.ejb.EJBHome` interface and the `create<METHOD>` methods specific to the session bean.

The implementation of each `create<METHOD>` method invokes a matching `ejbCreate<METHOD>` method.

4.10.6. Session EJBObject Class

The session EJBObject class, which is generated by the deployment tools, implements the session bean's remote component interface. It implements the methods of the `jakarta.ejb.EJBObject` interface and the business methods specific to the session bean.

The implementation of each business method must activate the instance (if the instance is in the passive state), invoke any business method interceptor methods, and invoke the matching business method on the instance.

4.10.7. Session EJBLocalHome Class

The session EJBLocalHome class, which is generated by the deployment tools, implements the session bean's local home interface. This class implements the methods of the `jakarta.ejb.EJBLocalHome` interface and the `create<METHOD>` methods specific to the session bean.

The implementation of each `create<METHOD>` method invokes a matching `ejbCreate<METHOD>` method.

4.10.8. Session EJBLocalObject Class

The session EJBLocalObject class, which is generated by the deployment tools, implements the session bean's local component interface. It implements the methods of the `jakarta.ejb.EJBLocalObject` interface and the business methods specific to the session bean.

The implementation of each business method must activate the instance (if the instance is in the passive state), invoke any business method interceptor methods, and invoke the matching business method on the instance.

4.10.9. Web Service Endpoint Implementation Class

The implementation class for a stateless session bean's web service endpoint is generated by the container's deployment tools. This class must handle requests to the web service endpoint, unmarshall the SOAP request, invoke any business method interceptor methods, and invoke the stateless session bean method that matches the web service endpoint method that corresponds to the request.

4.10.10. Asynchronous Client Future<V> Return Value Implementation Class

The object returned from an asynchronous method with return type `Future<V>` is implemented by the container's deployment tools.

4.10.11. Handle Classes

The deployment tools are responsible for implementing the handle classes for the session bean's remote home and remote component interfaces.

4.10.12. EJBMetaData Class

The deployment tools are responsible for implementing the class that provides metadata to the remote client view contract. The class must be a valid RMI Value class and must implement the `jakarta.ejb.EJBMetaData` interface.

4.10.13. Non-reentrant Instances

The container must ensure that only one thread can be executing a stateless or stateful session bean instance at any time. Therefore, stateful and stateless session beans do not have to be coded as reentrant. One implication of this rule is that an application cannot make loopback calls to a stateless

or stateful session bean instance.

4.10.14. Transaction Scoping, Security, Exceptions

The container must follow the rules with respect to transaction scoping, security checking, and exception handling, as described in [Support for Transactions](#), [Security Management](#), and [Exception Handling](#), respectively.

4.10.15. Jakarta XML Web Services Message Handlers for Web Service Endpoints

The container must support the use of Jakarta XML Web Services message handlers for web service endpoints. Container requirements for support of message handlers are specified in [\[31\]](#) and [\[30\]](#).

If message handlers are present, they must be invoked before any business method interceptor methods.

4.10.16. SessionContext

The container must implement the `SessionContext.getEJBObject` method such that the bean instance can use the Java language cast to convert the returned value to the session bean's remote component interface type. Specifically, the bean instance does not have to use the `PortableRemoteObject.narrow` method for the type conversion.

The container must implement the `EJBContext.lookup` method such that when the `lookup` method is used to look up a bean's remote home interface, a bean instance can use the Java language cast to convert the returned value to a session bean's remote home interface type. Specifically, the bean instance does not have to use the `PortableRemoteObject.narrow` method for the type conversion.

[10] Note that this requirement does not apply to the `EntityManager` and `EntityManagerFactory` objects.

[11] The container is not permitted to destroy a stateful session bean instance because it does not meet these requirements.

[12] Note that the Java Serialization protocol dynamically determines whether or not an object is serializable. This means that it is possible to serialize an object of a serializable subclass of a non-serializable declared field type.

[13] Component contract and client view of entity beans are described in the Enterprise Beans Optional Features document [\[40\]](#).

[14] Except for the `jakarta.mail.Session` resource manager connection factory.

[15] This is to allow the container to swap out an instance's state through techniques other than the Java Serialization protocol. For example, the container's Java Virtual Machine implementation may use a block of memory to keep the instance's variables, and the container swaps the whole memory block to the disk instead of performing Java Serialization on the instance.

[16] Any initialization methods defined for the bean by means of the `init-method` deployment descriptor element apply in addition to those defined by means of annotations.

[17] Any remove methods defined for the bean by means of the `remove-method` deployment descriptor

element apply in addition to those defined by means of annotations.

[18] The concurrency management type `CONTAINER` may be specified for stateful session beans, but doing so has no impact on the semantics of concurrency management for such beans.

[19] The `jakarta.ejb.ConcurrentAccessException` is a subclass of the `jakarta.ejb.EJBException`. If the business interface is a remote business interface that extends `java.rmi.Remote`, the client will receive the `java.rmi.RemoteException` instead.

[20] Note that the existence of global JNDI names for the local and no-interface client views does not imply that cross-application access to those entries is required. See [Local Clients](#) for more details.

[21] If an `AroundConstruct` lifecycle callback interceptor is associated with the stateful session bean, the container follows the rules for the `AroundConstruct` interceptors defined in the *Jakarta Interceptors* specification [37].

[22] If a stateful session bean lifecycle callback interceptor method is invoked in the scope of a transaction, session synchronization callbacks for such transactions are not called on the bean instance — see [Session Synchronization Callbacks](#).

[23] Note that if the Jakarta Persistence is used, the persistence provider will use the `beforeCompletion` notification to automatically flush any updates to the container-managed persistence context to the database. See [2].

[24] If the business interface is a remote business interface that extends `java.rmi.Remote`, the `java.rmi.NoSuchObjectException` is thrown to the client instead.

[25] If the `Remove` annotation specifies the value of `retainIfException` as `true`, and the `Remove` method throws an application exception, the instance is not removed (and the `PreDestroy` lifecycle callback interceptor methods are not invoked).

[26] If the business interface is a remote business interface that extends `java.rmi.Remote`, the `java.rmi.NoSuchObjectException` is thrown to the client instead.

[27] If the business interface is a remote business interface that extends `java.rmi.Remote`, the `java.rmi.NoSuchObjectException` is thrown to the client instead.

[28] If the business interface is a remote business interface that extends `java.rmi.Remote`, the `java.rmi.RemoteException` is thrown to the client instead.

[29] If an `AroundConstruct` lifecycle callback interceptor is associated with the stateless session bean, the container follows the rules for the `AroundConstruct` interceptors defined in the *Jakarta Interceptors* specification [37].

[30] If an `AroundConstruct` lifecycle callback interceptor is associated with the singleton session bean, the container follows the rules for the `AroundConstruct` interceptors defined in the *Jakarta Interceptors* specification [37].

[31] Note that the interfaces provided by the Bean Provider may have been generated by tools.

[32] Note that the Enterprise Beans 2.x client view is not supported for singleton session beans.

[33] Except for singleton session beans.

[34] Note that this might result from the use of default interceptors, for example.

[35] It is also an error if the `Local` and/or `Remote` annotations are specified both on the bean class and on the referenced interface and the values differ.

Chapter 5. Message-Driven Bean Component Contract

This chapter specifies the contract between a message-driven bean and its container. It defines the life cycle of the message-driven bean instances.

This chapter defines the developer's view of message-driven bean state management and the container's responsibility for managing message-driven bean state.

5.1. Overview

A message-driven bean is an asynchronous message consumer. A message-driven bean is invoked by the container as a result of the arrival of a message at the destination or endpoint that is serviced by the message-driven bean. A message-driven bean instance is an instance of a message-driven bean class. A message-driven bean is defined for a single messaging type, in accordance with the message listener interface it employs.

To a client, a message-driven bean is a message consumer that implements some business logic running on the server. A client accesses a message-driven bean by sending messages to the destination or endpoint for which the message-driven bean class is the message listener.

Message-driven beans are anonymous. They have no client-visible identity.

Message-driven bean instances have no conversational state. This means that all bean instances are equivalent when they are not involved in servicing a client message.

A message-driven bean instance is created by the container to handle the processing of the messages for which the message-driven bean is the consumer. Its lifetime is controlled by the container.

A message-driven bean instance has no state for a specific client. However, the instance variables of the message-driven bean instance can contain state across the handling of client messages. Examples of such state include an open database connection and a reference to an enterprise bean.

5.2. Goals

The goal of the message-driven bean model is to make developing an enterprise bean that is asynchronously invoked to handle the processing of incoming messages as simple as developing the same functionality in any other message listener.

A further goal of the message-driven bean model is to allow for the concurrent processing of a stream of messages by means of container-provided pooling of message-driven bean instances.

5.3. Client View of a Message-Driven Bean

To a client, a message-driven bean is simply a message consumer. The client sends messages to the destination or endpoint for which the message-driven bean is the message listener just as it would to any other destination or endpoint. The message-driven bean, as a message consumer, handles the processing of the messages.

From the perspective of the client, the existence of a message-driven bean is completely hidden behind the destination or endpoint for which the message-driven bean is the message listener. The following diagram illustrates the view that is provided to a message-driven bean's clients.

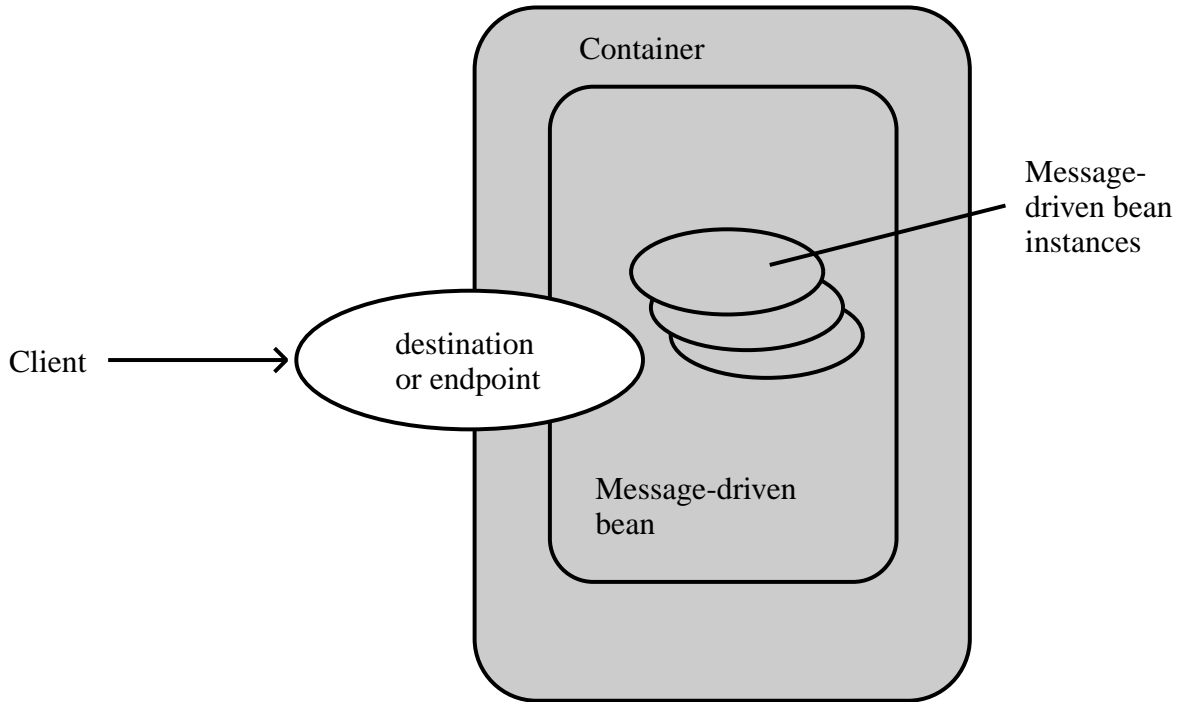


Figure 8. Client view of Message-Driven Beans Deployed in a Container

A client's JNDI name space may be configured to include the destinations or endpoints of message-driven beans installed in multiple Enterprise Beans containers located on multiple machines on a network. The actual locations of an enterprise bean and Enterprise Beans container are, in general, transparent to the client using the enterprise bean.

References to message destinations can be injected, or they can be looked up in the client's JNDI namespace.

For example, the reference to the queue for a Jakarta Messaging message-driven bean might be injected as follows.

```
@Resource  
Queue stockInfoQueue;
```

Alternatively, the queue for the `StockInfo` Jakarta Messaging message-driven bean might be located using the following code segment:

```
Context initialContext = new InitialContext();
Queue stockInfoQueue = (jakarta.jms.Queue)initialContext.lookup
    ("java:comp/env/jms/stockInfoQueue");
```

The remainder of this chapter describes the message-driven bean life cycle in detail and the protocol between the message-driven bean and its container.

5.4. Protocol Between a Message-Driven Bean Instance and its Container

From its creation until destruction, a message-driven bean instance lives in a container. The container provides security, concurrency, transactions, and other services for the message-driven bean. The container manages the life cycle of the message-driven bean instances, notifying the instances when bean action may be necessary, and providing a full range of services to ensure that the message-driven bean implementation is scalable and can support the concurrent processing of a large number of messages.

From the Bean Provider's point of view, a message-driven bean exists as long as its container does. It is the container's responsibility to ensure that the message-driven bean comes into existence when the container is started up and that instances of the bean are ready to receive asynchronous message delivery before the delivery of messages is started.

Containers themselves make no actual service demands on the message-driven bean instances. The calls a container makes on a bean instance provide it with access to container services and deliver notifications issued by the container.

Since all instances of a message-driven bean are equivalent, a client message can be delivered to any available instance.

5.4.1. Required MessageDrivenBean Metadata

A message-driven bean must be annotated with the `MessageDriven` annotation or denoted in the deployment descriptor as a message-driven bean. The `MessageDriven` annotation is a component-defining annotation and is applied to the bean class.

5.4.2. The Required Message Listener Interface

The message-driven bean class must implement the appropriate message listener interface for the messaging type that the message-driven bean supports or specify the message listener interface using the `MessageDriven` metadata annotation or the `messaging-type` deployment descriptor element. The specific message listener interface that is implemented by a message-driven bean class distinguishes

the messaging type that the message-driven bean supports.

The message-driven bean class's implementation of the `jakarta.jms.MessageListener` interface distinguishes the message-driven bean as a Jakarta Messaging message-driven bean.

The bean's message listener method (e.g., `onMessage` in the case of `jakarta.jms.MessageListener`) is called by the container when a message has arrived for the bean to service. The message listener method contains the business logic that handles the processing of the message.

A bean's message listener interface may define more than one message listener method. If the message listener interface contains more than one method, it is the resource adapter that determines which method is invoked. See [14].

If the message-driven bean class implements more than one interface other than `java.io.Serializable`, `java.io.Externalizable`, or any of the interfaces defined by the `jakarta.ejb` package, the message listener interface must be specified by the `messageListenerInterface` element of the `MessageDriven` annotation or the `messaging-type` element of the `message-driven` deployment descriptor element.

5.4.3. Message-Driven Bean with No-Methods Listener Interface

A message-driven bean is permitted to implement a listener interface with no methods. A bean that implements a no-methods interface, exposes all *non-static* `public` methods of the bean class and of any superclasses except `java.lang.Object` as message listener methods.

In this case, when requested by a resource adapter, the container provides a proxy which implements the message listener interface and all message listener methods of the bean. A resource adapter may use the Reflection API to invoke a message listener method on such a proxy. When the resource adapter invokes a method on the proxy, the message listener method on the bean instance and any interceptor methods are invoked as needed. The resource adapter determines which message listener method is invoked according to its implementation logic.

Only `public` methods of the bean class and of any superclasses except `java.lang.Object` may be invoked by a resource adapter. Attempted invocations of methods with any other access modifiers on a proxy provided by the container must result in the `jakarta.ejb.EJBException`.

5.4.4. Dependency Injection

A message-driven bean may use dependency injection mechanisms to acquire references to resources or other objects in its environment (see [Enterprise Bean Environment](#)). If a message-driven bean makes use of dependency injection, the container injects these references after the bean instance is created, and before any message-listener methods are invoked on the bean instance. If a dependency on the `MessageDrivenContext` is declared, or if the bean class implements the optional `MessageDrivenBean` interface (see [The Optional MessageDrivenBean Interface](#)), the `MessageDrivenContext` is also injected at

this time. If dependency injection fails, the bean instance is discarded.

Under the Enterprise Beans 3.x API, the bean class may acquire the `MessageDrivenContext` interface through dependency injection without having to implement the `MessageDrivenBean` interface. In this case, the `Resource` annotation (or `resource-env-ref` deployment descriptor element) is used to denote the bean's dependency on the `MessageDrivenContext`. See [Enterprise Bean Environment](#).

5.4.5. The `MessageDrivenContext` Interface

If the bean specifies a dependency on the `MessageDrivenContext` interface (or if the bean class implements the `MessageDrivenBean` interface), the container must provide the message-driven bean instance with a `MessageDrivenContext`. This gives the message-driven bean instance access to the instance's context maintained by the container. The `MessageDrivenContext` interface has the following methods:

- The `setRollbackOnly` method allows the instance to mark the current transaction such that the only outcome of the transaction is a rollback. Only instances of a message-driven bean with container-managed transaction demarcation can use this method.
- The `getRollbackOnly` method allows the instance to test if the current transaction has been marked for rollback. Only instances of a message-driven bean with container-managed transaction demarcation can use this method.
- The `getUserTransaction` method returns the `jakarta.transaction.UserTransaction` interface that the instance can use to demarcate transactions, and to obtain transaction status. Only instances of a message-driven bean with bean-managed transaction demarcation can use this method.
- The `getTimerService` method returns the `jakarta.ejb.TimerService` interface.
- The `getCallerPrincipal` method returns the `java.security.Principal` that is associated with the invocation.
- The `isCallerInRole` method is inherited from the `EJBContext` interface.
- The `getEJBHome` and `getEJBLocalHome` methods are inherited from the `EJBContext` interface. Message-driven bean instances must not call these methods.
- The `lookup` method enables the message-driven bean to look up its environment entries in the JNDI naming context.
- The `getContextData` method enables a message listener method, lifecycle callback method, or timeout method to retrieve or update the interceptor context data associated with its invocation.

5.4.6. Message-Driven Bean Lifecycle Callback Interceptor Methods

The following lifecycle event callbacks are supported for message-driven beans.

- `AroundConstruct`

- `PostConstruct`
- `PreDestroy`

The `PostConstruct` and `PreDestroy` callback methods may be defined directly on the bean class or on a separate interceptor class.^[36] The `AroundConstruct` lifecycle callback interceptor method, if used, must be defined on an interceptor class (see [37]). See [Lifecycle Callback Interceptor Methods](#).

The `PostConstruct` callback occurs before the first message listener method invocation on the bean. This is at a point after which any dependency injection has been performed by the container.

The `PostConstruct` lifecycle callback interceptor method executes in an unspecified transaction and security context.

The `PreDestroy` callback occurs at the time the bean is removed from the pool or destroyed.

The `PreDestroy` lifecycle callback interceptor method executes in an unspecified transaction and security context.

5.4.7. The Optional `MessageDrivenBean` Interface

The message-driven bean class is not required to implement the `jakarta.ejb.MessageDrivenBean` interface.

Compatibility Note: The `MessageDrivenBean` interface was required by earlier versions of the Enterprise Beans specification. Under the Enterprise Beans 3.x API, the functionality previously provided by the `MessageDrivenBean` interface is available to the bean class through the use of dependency injection (of the `MessageDrivenContext`) and optional lifecycle callback methods.

The `MessageDrivenBean` interface defines two methods, `setMessageDrivenContext` and `ejbRemove`.

The `setMessageDrivenContext` method is called by the bean's container to associate a message-driven bean instance with its context maintained by the container. Typically a message-driven bean instance retains its message-driven context as part of its state.

The `ejbRemove` notification signals that the instance is in the process of being removed by the container. In the `ejbRemove` method, the instance releases the resources that it is holding.

Under the Enterprise Beans 3.x API, the bean class may optionally define a `PreDestroy` callback method for notification of the container's removal of the bean instance.

This specification requires that the `ejbRemove` and the `ejbCreate` methods of a message-driven bean be treated as the `PreDestroy` and `PostConstruct` lifecycle callback methods, respectively. If the message-driven bean implements the `MessageDrivenBean` interface, the `PreDestroy` annotation can only be applied to the `ejbRemove` method. Similar requirements apply to use of deployment descriptor metadata as an alternative to the use of annotations.

5.4.8. Timeout Callbacks

A message-driven bean can be registered with the Enterprise Beans Timer Service for time-based event notifications. The container invokes the appropriate bean instance timeout callback method when a timer for the bean has expired. See [Timer Service](#).

5.4.9. Message-Driven Bean Creation

Except as noted below, the container creates an instance of a message-driven bean in three steps. First, the container calls the bean class constructor to create a new message-driven bean instance. Second, the container injects the bean's `MessageDrivenContext`, if applicable, and performs any other dependency injection as specified by metadata annotations on the bean class or by the deployment descriptor. Third, the container calls the instance's `PostConstruct` lifecycle callback methods, if any. See [Lifecycle Callback Interceptor Methods](#).

If an interceptor associated with the message-driven bean declares an `AroundConstruct` lifecycle callback interceptor method, the container follows the rules for the `AroundConstruct` interceptors defined in the *Jakarta Interceptors* specification [37].

Compatibility Note: Enterprise Beans 2.1 required the message-driven bean class to implement the `ejbCreate` method. This requirement has been removed from the Enterprise Beans 3.x API. If the message-driven bean class implements the `ejbCreate` method, the `ejbCreate` method is treated as the bean's `PostConstruct` method, and the `PostConstruct` annotation can only be applied to the `ejbCreate` method.

5.4.10. Message Listener Interceptor Methods for Message-Driven Beans

`AroundInvoke` interceptor methods are supported for message-driven beans. These interceptor methods may be defined on the bean class or on an interceptor class and apply to the handling of the invocation of the bean's message listener method(s).

Interceptors are described in [Interceptors](#).

5.4.11. Serializing Message-Driven Bean Methods

The container serializes calls to each message-driven bean instance. Most containers will support many instances of a message-driven bean executing concurrently; however, each instance sees only a serialized sequence of method calls. Therefore, a message-driven bean does not have to be coded as reentrant.

The container must serialize all the container-invoked callbacks (e.g., lifecycle callback interceptor methods and timeout callback methods), and it must serialize these callbacks with the message listener method calls.

5.4.12. Concurrency of Message Processing

A container allows many instances of a message-driven bean class to be executing concurrently, thus

allowing for the concurrent processing of a stream of messages. No guarantees are made as to the exact order in which messages are delivered to the instances of the message-driven bean class, although the container should attempt to deliver messages in order when it does not impair the concurrency of message processing. Message-driven beans should therefore be prepared to handle messages that are out of sequence: for example, the message to cancel a reservation may be delivered before the message to make the reservation.

5.4.13. Transaction Context of Message-Driven Bean Methods

A bean's message listener and timeout callback methods are invoked in the scope of a transaction determined by the transaction attribute specified in the bean's metadata annotations or deployment descriptor. If the bean is specified as using container-managed transaction demarcation, either the `REQUIRED` or the `NOT_SUPPORTED` transaction attribute must be used for the message listener methods, and either the `REQUIRED`, `REQUIRES_NEW`, or the `NOT_SUPPORTED` transaction attribute for timeout callback methods. See [Support for Transactions](#).

When a message-driven bean using bean-managed transaction demarcation uses the `jakarta.transaction.UserTransaction` interface to demarcate transactions, the message receipt that causes the bean to be invoked is not part of the transaction. If the message receipt is to be part of the transaction, container-managed transaction demarcation with the `REQUIRED` transaction attribute must be used.

The bean constructor, the `setMessageDrivenContext` method, the message-driven bean's dependency injection methods, and lifecycle callback methods are called with an unspecified transaction context. Refer to [Handling of Methods that Run with "an unspecified transaction context"](#) for how the container executes methods with an unspecified transaction context.

5.4.14. Security Context of Message-Driven Bean Methods

A caller principal may propagate into a message-driven bean's message listener methods. Whether this occurs is a function of the specific message-listener interface and associated messaging provider, but is not governed by this specification.

The Bean Provider can use the `RunAs` metadata annotation (or corresponding deployment descriptor element) to define a run-as identity for the enterprise bean. The run-as identity applies to the bean's message listener methods and timeout methods. Run-as identity behavior is further defined in [Run-as](#).

5.4.15. Association of a Message-Driven Bean with a Destination or Endpoint

A message-driven bean is associated with a destination or endpoint when the bean is deployed in the container. It is the responsibility of the Deployer to associate the message-driven bean with a destination or endpoint.

5.4.16. Activation Configuration Properties

The Bean Provider may provide information to the Deployer about the configuration of the message-driven bean in its operational environment. This may include information about message acknowledgement modes, message selectors, expected destination or endpoint types, etc.

Activation configuration properties are specified by means of the `activationConfig` element of the `MessageDriven` annotation or `activation-config` deployment descriptor element. Activation configuration properties specified in the deployment descriptor are added to those specified by means of the `MessageDriven` annotation. If a property of the same name is specified in both, the deployment descriptor value overrides the value specified in the annotation.

5.4.17. Jakarta Messaging Message-Driven Beans

This section describes activation configuration properties specific to the Jakarta Messaging message-driven beans.

The container may or may not support its built-in Jakarta Messaging provider using a resource adapter. However, it must allow the application to configure a message-driven bean that uses the built-in Jakarta Messaging provider using the activation properties defined by this specification.

Both the container and any Jakarta Messaging resource adapters are free to support activation properties in addition to those listed here. However, applications that use non-standard activation properties will not be portable.

5.4.17.1. Message Acknowledgment

Jakarta Messaging message-driven beans should not attempt to use the Jakarta Messaging API for message acknowledgment. Message acknowledgment is automatically handled by the container. If the message-driven bean uses container-managed transaction demarcation, message acknowledgment is handled automatically as a part of the transaction commit. If bean-managed transaction demarcation is used, the message receipt cannot be part of the bean-managed transaction, and, in this case, the receipt is acknowledged by the container. If bean-managed transaction demarcation is used, the Bean Provider can indicate whether Jakarta Messaging `AUTO_ACKNOWLEDGE` semantics or `DUPS_OK_ACKNOWLEDGE` semantics should apply by using the `activationConfig` element of the `MessageDriven` annotation or by using the `activation-config-property` deployment descriptor element. The property name used to specify the acknowledgment mode is `acknowledgeMode`. If the `acknowledgeMode` property is not specified, Jakarta Messaging `AUTO_ACKNOWLEDGE` semantics are assumed. The value of the `acknowledgeMode` property must be either `Auto-acknowledge` or `Dups-ok-acknowledge` for a Jakarta Messaging message-driven bean.

5.4.17.2. Message Selectors

The Bean Provider may declare the Jakarta Messaging message selector to be used in determining which messages a Jakarta Messaging message-driven bean is to receive. If the Bean Provider wishes to restrict the messages that a Jakarta Messaging message-driven bean receives, the Bean Provider can specify the value of the message selector by using the `activationConfig` element of the `MessageDriven`

annotation or by using the `activation-config-property` deployment descriptor element. The property name used to specify the message selector is `messageSelector`.

For example:

```
@MessageDriven(activationConfig={
  @ActivationConfigProperty(
    propertyName="messageSelector",
    propertyValue="JMSType = 'car' AND color = 'blue'
                  AND weight > 2500")
})
```

```
<activation-config>
  <activation-config-property>
    <activation-config-property-name>
      messageSelector
    </activation-config-property-name>
    <activation-config-property-value>
      JMSType = 'car' AND color = 'blue' AND
      weight > 2500
    </activation-config-property-value>
  </activation-config-property>
</activation-config>
```

The Application Assembler may further restrict, but not replace, the value of the `messageSelector` property of a Jakarta Messaging message-driven bean.

5.4.17.3. Destination Type

A Jakarta Messaging message-driven bean is associated with a Jakarta Messaging Destination (Queue or Topic) when the bean is deployed in the container. It is the responsibility of the Deployer to associate the message-driven bean with a Queue or Topic.

The Bean Provider may provide advice to the Deployer as to whether a message-driven bean is intended to be associated with a Queue or a Topic by using the `activationConfig` element of the `MessageDriven` annotation or by using the `activation-config-property` deployment descriptor element. The property name used to specify the destination type associated with the bean is `destinationType`. The value for this property must be either `jakarta.jms.Queue` or `jakarta.jms.Topic` for a Jakarta Messaging message-driven bean.

5.4.17.4. Destination Lookup

The Bean Provider or Deployer may specify the Jakarta Messaging queue or topic from which a Jakarta Messaging message-driven bean is to receive messages.

The lookup name of an administratively-defined `Queue` or `Topic` object may be specified by using the `activationConfig` element of the `MessageDriven` annotation or by using the `activation-config-property` deployment descriptor element. The property name used to specify the lookup name is `destinationLookup`.

5.4.17.5. Connection Factory Lookup

The Bean Provider or Deployer may specify the Jakarta Messaging connection factory that will be used to connect to the Jakarta Messaging provider from which a Jakarta Messaging message-driven bean is to receive messages.

The lookup name of an administratively-defined `ConnectionFactory` object may be specified by using the `activationConfig` element of the `MessageDriven` annotation or by using the `activation-config-property` deployment descriptor element. The property name used to specify the lookup name is `connectionFactoryLookup`.

5.4.17.6. Subscription Durability

If the message-driven bean is intended to be used with a topic, the Bean Provider may further indicate whether a durable or non-durable subscription should be used by using the `activationConfig` element of the `MessageDriven` annotation or by using the `activation-config-property` deployment descriptor element. The property name used to specify whether a durable or non-durable subscription should be used is `subscriptionDurability`. The value for this property must be either `Durable` or `NonDurable` for a Jakarta Messaging message-driven bean. If a topic subscription is specified and `subscriptionDurability` is not specified, a non-durable subscription is assumed.

- Durable topic subscriptions, as well as queues, ensure that messages are not missed even if the Enterprise Beans server is not running. Reliable applications will typically make use of queues or durable topic subscriptions rather than non-durable topic subscriptions.
- If a non-durable topic subscription is used, it is the container's responsibility to make sure that the message-driven bean subscription is active (i.e., that there is a message-driven bean available to service the message) in order to ensure that messages are not missed as long as the Enterprise Beans server is running. Messages may be missed, however, when a bean is not available to service them. This will occur, for example, if the Enterprise Beans server goes down for any period of time.

The Deployer should avoid associating more than one message-driven bean with the same Jakarta Messaging queue. If there are multiple Jakarta Messaging consumers for a queue, Jakarta Messaging does not define how messages are distributed between the queue receivers.

5.4.17.7. Subscription Name

If the message-driven bean is intended to be used with a topic, and the bean provider has indicated that a durable subscription should be used by specifying the `subscriptionDurability` property to `Durable`, then the bean provider or deployer may specify the name of the durable subscription.

The name of the subscription may be specified by using the `activationConfig` element of the

`MessageDriven` annotation or by using the `activation-config-property` deployment descriptor element. The property name used to specify the name of the subscription is `subscriptionName`.

The Bean Provider or Deployer cannot specify whether a shared or unshared subscription will be used.

5.4.17.8. Client Identifier

The Bean Provider or Deployer may specify the Jakarta Messaging client identifier that will be used when connecting to the Jakarta Messaging provider from which a Jakarta Messaging message-driven bean is to receive messages.

The client identifier may be specified by using the `activationConfig` element of the `MessageDriven` annotation or by using the `activation-config-property` deployment descriptor element. The property name used to specify the client identifier is `clientId`.

5.4.18. Dealing with Exceptions

A message-driven bean's message listener method must not throw the `java.rmi.RemoteException`.

Message-driven beans should not, in general, throw `RuntimeException`.

A `RuntimeException` that is not an application exception thrown from any method of the message-driven bean class (including a message listener method and the callbacks invoked by the container) results in the transition to the "does not exist" state. If a message-driven bean uses bean-managed transaction demarcation and throws a `RuntimeException`, the container should not acknowledge the message. Exception handling is described in detail in [Exception Handling](#). See the *Jakarta Interceptors* specification [37] for the rules pertaining to lifecycle callback interceptor methods when more than one such method applies to the bean class.

From the client perspective, the message consumer continues to exist. If the client continues sending messages to the destination or endpoint associated with the bean, the container can delegate the client's messages to another instance.

The message listener methods of some messaging types may throw application exceptions. An application exception is propagated by the container to the resource adapter.

5.4.19. Missed PreDestroy Callbacks

The Bean Provider cannot assume that the container will always invoke the `PreDestroy` callback method (or `ejbRemove` method) for a message-driven bean instance. The following scenarios result in the `PreDestroy` callback method not being called on an instance:

- A crash of the Enterprise Beans container.
- A system exception thrown from the instance's method to the container.

If the message-driven bean instance allocates resources in the `PostConstruct` lifecycle callback method and/or in the message listener method, and releases normally the resources in the `PreDestroy` method,

these resources will not be automatically released in the above scenarios. The application using the message-driven bean should provide some clean up mechanism to periodically clean up the unreleased resources.

5.4.20. Replying to a Jakarta Messaging Message

In standard Jakarta Messaging usage scenarios, the messaging mode of a message's `JMSReplyTo` destination (Queue or Topic) is the same as the mode of the destination to which the message has been sent. Although a message-driven bean is not directly dependent on the mode of the Jakarta Messaging destination from which it is consuming messages, it may contain code that depends on the mode of its message's `JMSReplyTo` destination. In particular, if a message-driven bean replies to a message, the mode of the reply's message producer and the mode of the `JMSReplyTo` destination must be the same. In order to implement a message-driven bean that is independent of `JMSReplyTo` mode, the Bean Provider should use `instanceOf` to test whether a `JMSReplyTo` destination is a Queue or Topic, and then use a matching message producer for the reply.

5.5. Message-Driven Bean State Diagram

When a client sends a message to a Destination for which a message-driven bean is the consumer, the container selects one of its method-ready instances and invokes the instance's message listener method.

The following figure illustrates the life cycle of a message-driven bean instance.

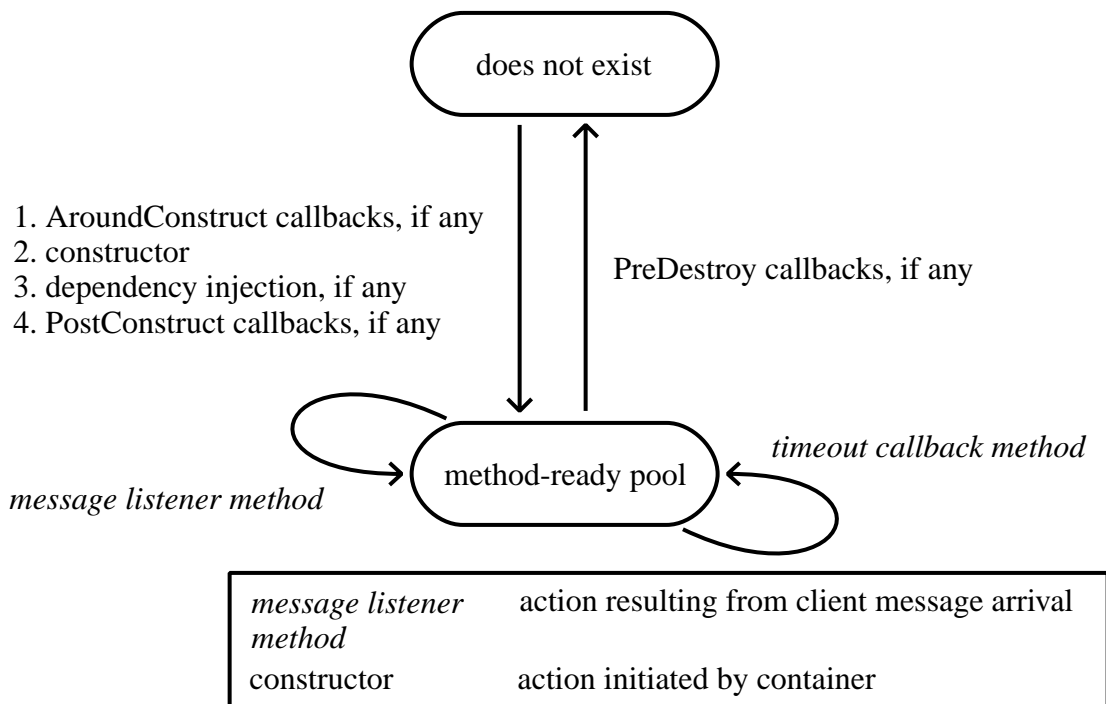


Figure 9. Life Cycle of a Message-Driven Bean

The following steps describe the life cycle of a message-driven bean instance:

A message-driven bean instance's life starts when the container invokes the message-driven bean class constructor to create a new instance.^[37] Next, the container injects the bean's `MessageDrivenContext` object, if applicable, and performs any other dependency injection as specified by metadata annotations on the bean class or by the deployment descriptor. The container then calls the bean's `PostConstruct` lifecycle callback methods, if any.

The message-driven bean instance is now ready to be delivered a message sent to its associated destination or endpoint by any client or a call from the container to a timeout callback method.

When the container no longer needs the instance (which usually happens when the container wants to reduce the number of instances in the method-ready pool), the container invokes the `PreDestroy` lifecycle callback methods for it, if any. This ends the life of the message-driven bean instance.

5.5.1. Operations Allowed in the Methods of a Message-Driven Bean Class

[Operations Allowed in the Methods of a Message-Driven Bean](#) defines the methods of a message-driven bean class in which the message-driven bean instances can access the methods of the `jakarta.ejb.MessageDrivenContext` interface, the `java:comp/env` environment naming context, resource managers, `TimerService` and `Timer` methods, the `EntityManager` and `EntityManagerFactory` methods, and other enterprise beans.

If a message-driven bean instance attempts to invoke a method of the `MessageDrivenContext` interface, and the access is not allowed in [Operations Allowed in the Methods of a Message-Driven Bean](#), the container must throw and log the `java.lang.IllegalStateException`.

If a message-driven bean instance attempts to invoke a method of the `TimerService` or `Timer` interface, and the access is not allowed in [Operations Allowed in the Methods of a Message-Driven Bean](#), the container must throw the `java.lang.IllegalStateException`.

If a bean instance attempts to access a resource manager, an enterprise bean, or an entity manager or entity manager factory, and the access is not allowed in [Operations Allowed in the Methods of a Message-Driven Bean](#), the behavior is undefined by the Enterprise Beans specification.

Table 4. Operations Allowed in the Methods of a Message-Driven Bean

Bean method	Bean method can perform the following operations	
	Container-managed transaction demarcation	Bean-managed transaction demarcation
constructor	-	-
dependency injection methods (e.g., <code>setMessageDrivenContext</code>)	MessageDrivenContext methods <i>lookup</i> JNDI access to <code>java:comp/env</code>	MessageDrivenContext methods <i>lookup</i> JNDI access to <code>java:comp/env</code>

Bean method	Bean method can perform the following operations	
PostConstruct, PreDestroy lifecycle callback methods	MessageDrivenContext methods <i>getTimerService, lookup, getContextData</i> JNDI access to java:comp/env EntityManagerFactory access	MessageDrivenContext methods <i>getUserTransaction, getTimerService, lookup, getContextData</i> JNDI access to java:comp/env EntityManagerFactory access
message listener method, AroundInvoke interceptor method	MessageDrivenContext methods <i>getRollbackOnly, setRollbackOnly, getCallerPrincipal, isCallerInRole, getTimerService, lookup, getContextData</i> JNDI access to java:comp/env Resource manager access Enterprise bean access EntityManagerFactory access EntityManager access Timer service or Timer methods	MessageDrivenContext methods <i>getUserTransaction, getCallerPrincipal, isCallerInRole, getTimerService, lookup, getContextData</i> UserTransaction methods JNDI access to java:comp/env Resource manager access Enterprise bean access EntityManagerFactory access EntityManager access Timer service or Timer methods
timeout callback method	MessageDrivenContext methods <i>getRollbackOnly, setRollbackOnly, getCallerPrincipal, getTimerService, lookup, getContextData</i> JNDI access to java:comp/env Resource manager access Enterprise bean access EntityManagerFactory access EntityManager access Timer service or Timer methods	MessageDrivenContext methods <i>getUserTransaction, getCallerPrincipal, getTimerService, lookup, getContextData</i> UserTransaction methods JNDI access to java:comp/env Resource manager access Enterprise bean access EntityManagerFactory access EntityManager access Timer service or Timer methods

Additional restrictions:

-
- The `getRollbackOnly` and `setRollbackOnly` methods of the `MessageDrivenContext` interface should be used only in the message-driven bean methods that execute in the context of a transaction. The container must throw the `java.lang.IllegalStateException` if the methods are invoked while the instance is not associated with a transaction.

The reasons for disallowing operations in [Operations Allowed in the Methods of a Message-Driven Bean](#):

- Invoking the `getRollbackOnly` and `setRollbackOnly` methods is disallowed in the message-driven bean methods for which the container does not have a meaningful transaction context, and for all message-driven beans with bean-managed transaction demarcation.
- The `UserTransaction` interface is unavailable to message-driven beans with container-managed transaction demarcation.
- Invoking `getEJBHome` or `getEJBLocalHome` is disallowed in message-driven bean methods because there are no `EJBHome` or `EJBLocalHome` objects for message-driven beans. The container must throw and log the `java.lang.IllegalStateException` if these methods are invoked.

5.6. The Responsibilities of the Bean Provider

This section describes the responsibilities of the message-driven Bean Provider to ensure that a message-driven bean can be deployed in any Enterprise Beans container.

5.6.1. Classes and Interfaces

The message-driven Bean Provider is responsible for providing the following class files:

- Message-driven bean class.
- Interceptor classes, if any.

5.6.2. Message-Driven Bean Class

The following are the requirements for the message-driven bean class:

- The class must implement, directly or indirectly, the message listener interface required by the messaging type that it supports or the methods of the message listener interface. In the case of Jakarta Messaging, this is the `jakarta.jms.MessageListener` interface.
- The class must be defined as `public`, must not be `final`, and must not be `abstract`. The class must be a top level class.
- The class must have a `public` constructor that takes no arguments. The container uses this constructor to create instances of the message-driven bean class.
- The class must not define the `finalize` method.

Optionally:

-
- The class may implement, directly or indirectly, the `jakarta.ejb.MessageDrivenBean` interface.
 - The class may implement, directly or indirectly, the `jakarta.ejb.TimedObject` interface.
 - The class may implement the `ejbCreate` method.
 - The class may have an additional constructor annotated with the `Inject` annotation (see [Relationship to Jakarta Contexts and Dependency Injection](#) and the CDI specification [38]).

The message-driven bean class may have superclasses and/or superinterfaces. If the message-driven bean has superclasses, the message listener methods, lifecycle callback interceptor methods, timeout callback methods, the `ejbCreate` method, and the methods of the `MessageDrivenBean` interface may be defined in the message-driven bean class or in any of its superclasses.

The message-driven bean class is allowed to implement other methods (for example, helper methods invoked internally by the message listener method) in addition to the methods required by the Enterprise Beans specification.

5.6.3. Message-Driven Bean Superclasses

A message-driven bean class is permitted to have superclasses that are themselves message-driven bean classes. However, there are no special rules that apply to the processing of annotations or the deployment descriptor for this case. For the purposes of processing a particular message-driven bean class, all superclass processing is identical regardless of whether the superclasses are themselves message-driven bean classes. In this regard, the use of message-driven bean classes as superclasses merely represents a convenient use of *implementation inheritance*, but does not have *component inheritance* semantics.

5.6.4. Message Listener Method

The message-driven bean class must define the message listener methods. The signature of a message listener method must follow these rules:

The method must be declared as `public`.

The method must not be declared as `final` or `static`.

5.6.5. Message-Driven Bean with No-Methods Listener Interface

The following additional requirements apply for a message-driven bean with a no-methods interface:

- All *non-static* `public` methods of the bean class and of any superclasses except `java.lang.Object` are exposed as message listener methods.

Note: This includes callback methods. The Bean Provider should exercise caution when choosing to expose callback methods as message listener methods. The runtime context (e.g. transaction context, caller principal, operations allowed, etc.) for a method invoked as a callback can differ significantly from the context for the same method when invoked as a message listener. In general, callback methods should

not be exposed as message listener methods. Therefore, it is recommended that all methods other than message listener methods be assigned an access type other than `public`.

- Only private methods of the bean class and any superclasses except `java.lang.Object` may be declared `final`.

5.6.6. Lifecycle Callback Interceptor Methods

`PostConstruct` and `PreDestroy` lifecycle callback interceptor methods may be defined for message-driven beans. If `PrePassivate` or `PostActivate` lifecycle callbacks are defined, they are ignored.^[38]

Compatibility Note: If the `PostConstruct` lifecycle callback interceptor method is the `ejbCreate` method, or if the `PreDestroy` lifecycle callback interceptor method is the `ejbRemove` method, these callback methods must be implemented on the bean class itself (or on its superclasses). Except for these cases, the method names can be arbitrary, but must not start with "ejb" to avoid conflicts with the callback methods defined by the `jakarta.ejb.EnterpriseBean` interfaces.

Lifecycle callback interceptor methods may be defined on the bean class and/or on an interceptor class of the bean. Rules applying to the definition of lifecycle callback interceptor methods are defined in [Interceptors for LifeCycle Event Callbacks](#).

5.7. The Responsibilities of the Container Provider

This section describes the responsibilities of the Container Provider to support a message-driven bean. The Container Provider is responsible for providing the deployment tools, and for managing the message-driven bean instances at runtime.

Because the Enterprise Beans specification does not define the API between deployment tools and the container, we assume that the deployment tools are provided by the Container Provider. Alternatively, the deployment tools may be provided by a different vendor who uses the container vendor's specific API.

5.7.1. Generation of Implementation Classes

The deployment tools provided by the container are responsible for the generation of additional classes when the message-driven bean is deployed. The tools obtain the information that they need for generation of the additional classes by introspecting the classes and interfaces provided by the Enterprise Bean Provider and by examining the message-driven bean's deployment descriptor.

The deployment tools may generate a class that mixes some container-specific code with the message-driven bean class. This code may, for example, help the container to manage the bean instances at runtime. Subclassing, delegation, and code generation can be used by the tools.

5.7.2. Deployment of Message-Driven Beans with No-Methods Listener Interface

The Container Provider must support the deployment of a message-driven bean with a no-methods listener interface.

The container's implementation class generated by the deployment tools must implement the message listener interface and implement all *non-static public* methods of the bean class and of any superclasses except `java.lang.Object` as message listener methods.

5.7.3. Deployment of Jakarta Messaging Message-Driven Beans

The Container Provider must support the deployment of a Jakarta Messaging message-driven bean as the consumer of a Jakarta Messaging queue or topic.

5.7.4. Request/Response Messaging Types

If the message listener supports a request/response messaging type, it is the container's responsibility to deliver the message response.

5.7.5. Non-reentrant Instances

The container must ensure that only one thread can be executing an instance at any time.

5.7.6. Transaction Scoping, Security, Exceptions

The container must follow the rules with respect to transaction scoping, security checking, and exception handling, as described in [Support for Transactions](#), [Security Management](#), and [Exception Handling](#).

[36] If `PrePassivate` or `PostActivate` lifecycle callbacks are defined for message-driven beans, they are ignored.

[37] If an `AroundConstruct` lifecycle callback interceptor is associated with the message-driven bean, the container follows the rules for the `AroundConstruct` interceptors defined in the *Jakarta Interceptors* specification [37].

[38] This might result from the use of default interceptor classes, for example.

Chapter 6. Persistence

The model for persistence and object/relational mapping was considerably revised and enhanced in the Enterprise Beans 3.0 release. The contracts and requirements for persistent entities are defined by the "*Jakarta Persistence*" specification [2], which also contains the full specification of the Jakarta Persistence query language and the metadata for object/relational mapping.

The client view of entity beans under the earlier Enterprise Beans 2.1 programming model, the contracts for Enterprise Beans 2.1 Entity Beans with Container-Managed Persistence, the contracts for the Enterprise Beans QL query language, the contracts for Enterprise Beans 2.1 Entity Beans with Bean-Managed Persistence, and the contracts for Enterprise Beans 1.1 Entity Beans with Container-Managed Persistence are described in the Enterprise Beans Optional Features document [40]. See [Chapter 3](#), [Chapter 4](#), [Chapter 5](#), [Chapter 6](#) and [Chapter 7](#) respectively.

Chapter 7. Interceptors

Interceptors are used to interpose on the business method invocations and lifecycle events that occur on an enterprise bean instance.

7.1. Overview

The general rules for defining Interceptor classes, their lifecycle, and associated metadata are described in the *Jakarta Interceptors* specification [37]. This chapter describes the set of requirements that are specific to the use of interceptors with Enterprise Beans.

For the use of interceptors with Enterprise Beans, the interceptor "target class" is the bean class. Interceptors may be used with session beans and message-driven beans.

The programming restrictions that apply to enterprise bean components apply to interceptors as well. See [Programming Restrictions](#).

It is illegal to associate Jakarta Transactions transactional interceptors (see [8]) with Enterprise Beans. The Enterprise Beans Container should fail deployment of such applications.^[39]

Default interceptors are interceptors that apply to all components within an ejb-jar file or .war file.

7.2. Interceptor Life Cycle

The lifecycle of an interceptor instance is the same as that of the bean instance with which it is associated. In the case of interceptors associated with stateful session beans, the interceptor instances are passivated upon bean instance passivation, and activated when the bean instance is activated. See [Stateful Session Beans](#), [Stateless Session Bean Lifecycle State Diagram](#), and [Message-Driven Bean State Diagram](#).

In addition to the `AroundConstruct`, `PostConstruct` and `PreDestroy` callback support required by the *Jakarta Interceptors* specification [37], interceptors associated with stateful session beans may define `PostActivate` and `PrePassivate` callbacks. Both the interceptor instance and the bean instance are created or activated before any of the respective `PostConstruct` or `PostActivate` callbacks are invoked. Any `PreDestroy` and `PrePassivate` callbacks are invoked before the respective destruction or passivation of either the bean instance or interceptor instance.

The use of an extended persistence context is only supported for interceptors that are associated with stateful session beans.

7.3. Business Method Interceptors

`AroundInvoke` interceptor methods may be defined for business methods of sessions beans and for the message listener methods of message-driven beans.

Business method interceptor methods may throw runtime exceptions or application exceptions that are allowed in the `throws` clause of the business method. See section [Exception Handling](#) for further details.

7.4. Timer Timeout Method Interceptors

Interceptor methods may be defined for the Enterprise Beans timer timeout methods of session beans and message-driven beans. Such methods are referred to as `AroundTimeout` methods.

Within an `AroundTimeout` method, the `InvocationContext.getTimer()` method returns the `jakarta.ejb.Timer` object associated with the timeout being intercepted.

`AroundTimeout` methods may throw system exceptions, but not application exceptions. See [Exception Handling](#) for further details.

7.5. Interceptors for LifeCycle Event Callbacks

Lifecycle callback interceptor methods may be defined for session beans and message-driven beans.

The `AroundConstruct`, `PostConstruct`, `PreDestroy`, `PostActivate`, and `PrePassivate` annotations are used to define interceptor methods for a lifecycle callback events. An `AroundConstruct` lifecycle callback interceptor method may be defined on an interceptor class only. All other interceptor methods can be defined on an interceptor class and/or directly on the bean class.

Lifecycle callback interceptor methods are invoked in an unspecified security context. Lifecycle callback interceptor methods are invoked in an unspecified transaction context, except for singleton and stateful session bean `PostConstruct` and `PreDestroy` methods and stateful session bean `PostActivate`, and `PrePassivate` methods, whose transaction context is based on their respective transaction attributes. See [Session Bean Lifecycle Callback Interceptor Methods](#).

`PostActivate`, and `PrePassivate` methods follow requirements for the lifecycle callback interceptor methods defined in the Interceptors specification document [37].

Lifecycle callback interceptor methods may throw system runtime exceptions, but not application exceptions. See [Exception Handling](#) for further details.

7.6. InvocationContext

The `InvocationContext` object provides metadata that enables interceptor methods to control the behavior of the invocation chain. The `getContextData` method enables an interceptor to retrieve or update the data associated with the invocation by another interceptor, business method, and/or webservice context in the invocation chain. The contextual data is not sharable across separate business method invocations or lifecycle callback events. If interceptors are invoked as a result of the invocation on a web service endpoint, the map returned by the `getContextData` method will be the Jakarta XML Web Services `MessageContext` [31]. The lifecycle of the `InvocationContext` instance is

otherwise unspecified.

7.7. Exception Handling

Interceptor methods are allowed to throw runtime exceptions or any checked exceptions that the method they interpose on allows within its `throws` clause. Interceptor methods are allowed to catch and suppress exceptions and recover by calling `proceed()`.

Interceptor method invoked in a transaction context, can mark the transaction for rollback by throwing a runtime exception or by calling the `EJBContext` method `setRollbackOnly()`. This may be done before or after `InvocationContext.proceed()` is called.

If a system exception escapes the interceptor chain, the bean instance and any associated interceptor instances are discarded (unless the bean is a singleton session bean ^[40]). The `PreDestroy` callbacks are not invoked in this case: the interceptor methods in the chain should perform any necessary clean-up operations as the interceptor chain unwinds.

7.8. Specification of Interceptors in the Deployment Descriptor

The deployment descriptor can be used as an alternative to metadata annotations to specify interceptors and their binding to enterprise beans or to override the invocation order of interceptors as specified in annotations.

7.8.1. Specification of Interceptors

The `interceptor` deployment descriptor element is used to specify the interceptor methods of an interceptor class. The interceptor methods are specified by using the `around-invoke`, `around-timeout`, `around-construct`, `post-construct`, `pre-destroy`, `pre-passivate`, and `post-activate` elements.

At most one method of a given interceptor class can be designated as an around-invoke method, an around-timeout method, a lifecycle callback interceptor method, regardless of whether the deployment descriptor is used to define interceptors or whether some combination of annotations and deployment descriptor elements is used.

7.8.2. Binding of Interceptors to Target Classes

The `interceptor-binding` element is used to specify the binding of interceptor classes to target classes and their methods. The subelements of the `interceptor-binding` element are as follows:

- The `target-name` element must identify the associated target class or the wildcard value `"*"` (which is used to define interceptors that are bound to all target classes).
- The `interceptor-class` element specifies the interceptor class. The interceptor class contained in an `interceptor-class` element must either be declared in the `interceptor` deployment descriptor

element or appear in at least one `Interceptor` annotation on a target class. The `interceptor-order` element is used as an optional alternative to specify a total ordering over the interceptors defined for the given level and above.

- The `exclude-default-interceptors` and `exclude-class-interceptors` elements specify that default interceptors and class interceptors, respectively, are not to be applied to a target class and/or method.
- The `method-name` element specifies the method name for a method-level interceptor; and the optional `method-params` elements identify a single method among multiple methods with an overloaded method name.
- The `method-name` element may be used to bind a constructor-level interceptor using the unqualified name of the bean class as the value; the optional `method-params` elements identify the constructor if a bean class has a constructor annotated with the `Inject` annotation in addition to a no-arg constructor.

Default interceptors are bound to all target classes in a module using the wildcard syntax `"*"`. In addition, interceptors may be bound at the level of the target class (class-level interceptors) or methods of the target class (method-level interceptors).

The binding of interceptors to classes is additive. If interceptors are bound at the class level and/or default level as well as at the method level, both class-level and/or default-level as well as method-level interceptors will apply. The deployment descriptor may be used to augment the interceptors and interceptor methods defined by means of annotations. When the deployment descriptor is used to augment the interceptors specified in annotations, the interceptor methods specified in the deployment descriptor will be invoked after those specified in annotations, according to the ordering specified earlier. The `interceptor-order` deployment descriptor element may be used to override this ordering.

The `exclude-default-interceptors` element disables default interceptors for the level at which it is specified and lower. That is, `exclude-default-interceptors` when applied at the class level disables the application of default interceptors for all methods of the class. The `exclude-class-interceptors` element applied to a method disables the application of class-level interceptors for the given method. Explicitly listing an excluded higher-level interceptor at a lower level causes it to be applied at that level and below.

It is possible to override the ordering of interceptors by using the `interceptor-order` element to specify a total ordering of interceptors at class level and/or method level. If the `interceptor-order` element is used, the ordering specified at the given level must be a total order over all interceptor classes that have been defined at that level and above (unless they have been explicitly excluded by means of one of the `exclude-` elements described above).

There are four possible styles of the `interceptor-binding` element syntax:

Style 1:

```
<interceptor-binding>
  <target-name>*/target-name>
  <interceptor-class>INTERCEPTOR</interceptor-class>
</interceptor-binding>
```

Specifying the `target-name` element as the wildcard value `"*"` designates default interceptors.

Style 2:

```
<interceptor-binding>
  <target-name>TARGETNAME</target-name>
  <interceptor-class>INTERCEPTOR</interceptor-class>
</interceptor-binding>
```

This style is used to refer to interceptors associated with the specified target class (class-level interceptors).

Style 3:

```
<interceptor-binding>
  <target-name>TARGETNAME</target-name>
  <interceptor-class>INTERCEPTOR</interceptor-class>
  <method-name>METHOD</method-name>
</interceptor-binding>
```

This style is used to associate a method-level interceptor with the specified method of the specified target class. If there are multiple methods with the same overloaded name, the element of this style refers to all the methods with the overloaded name. Note that the wildcard value `"*"` cannot be used to specify method-level interceptors.

Style 4:

```
<interceptor-binding>
  <target-name>TARGETNAME</target-name>
  <interceptor-class>INTERCEPTOR</interceptor-class>
  <method-name>METHOD</method-name>
  <method-params>
    <method-param>PARAM-1</method-param>
    <method-param>PARAM-2</method-param>
    ...
    <method-param>PARAM-n</method-param>
  </method-params>
</interceptor-binding>
```

This style is used to associate a method-level interceptor with the specified method of the specified target class. This style is used to refer to a single method within a set of methods with an overloaded name. The values `PARAM-1` through `PARAM-n` are the fully-qualified Java types of the method's input parameters (if the method has no input arguments, the `method-params` element contains no `method-param` elements). Arrays are specified by the array element's type, followed by one or more pair of square brackets (e.g. `int[][]`).

If both styles 3 and 4 are used to define method-level interceptors for the same bean, the relative ordering of those method-level interceptors is undefined.

7.8.2.1. Examples

Examples of the usage of the `interceptor-binding` syntax are given below.

Style 1: The following interceptors are default interceptors. They will be invoked in the order specified.

```
<interceptor-binding>
  <target-name>*/</target-name>
  <interceptor-class>org.acme.MyDefaultIC</interceptor-class>
  <interceptor-class>org.acme.MyDefaultIC2</interceptor-class>
</interceptor-binding>
```

Style 2: The following interceptors are the class-level interceptors of the `EmployeeService` class. They will be invoked in the order specified after any default interceptors.

```
<interceptor-binding>
  <target-name>EmployeeService</target-name>
  <interceptor-class>org.acme.MyIC</interceptor-class>
  <interceptor-class>org.acme.MyIC2</interceptor-class>
</interceptor-binding>
```

Style 3: The following interceptors apply to all the `myMethod` methods of the `EmployeeService` class. They will be invoked in the order specified after any default interceptors and class-level interceptors.

```
<interceptor-binding>
  <target-name>EmployeeService</target-name>
  <interceptor-class>org.acme.MyIC</interceptor-class>
  <interceptor-class>org.acme.MyIC2</interceptor-class>
  <method-name>myMethod</method-name>
</interceptor-binding>
```

The following example illustrates more complex parameter types. The method `myMethod(char s, int i, int[] iar, mypackage.MyClass mycl, mypackage.MyClass[][] myclaar)` would be specified as:

```

<interceptor-binding>
  <target-name>EmployeeService</target-name>
  <interceptor-class>org.acme.MyIC</interceptor-class>
  <method-name>myMethod</method-name>
  <method-params>
    <method-param>char</method-param>
    <method-param>int</method-param>
    <method-param>int[]</method-param>
    <method-param>mypackage.MyClass</method-param>
    <method-param>mypackage.MyClass[][]</method-param>
  </method-params>
</interceptor-binding>

```

The following example illustrates constructor-level interceptors that apply to all constructors of the `EmployeeService` class. They will be invoked in the order specified after any default interceptors and class-level interceptors.

```

<interceptor-binding>
  <target-name>EmployeeService</target-name>
  <interceptor-class>org.acme.MyIC</interceptor-class>
  <interceptor-class>org.acme.MyIC2</interceptor-class>
  <method-name>EmployeeService</method-name>
</interceptor-binding>

```

Style 4: The following interceptor element refers to the `myMethod(String firstName, String LastName)` method of the `EmployeeService` class.

```

<interceptor-binding>
  <target-name>EmployeeService</target-name>
  <interceptor-class>org.acme.MyIC</interceptor-class>
  <method-name>myMethod</method-name>
  <method-params>
    <method-param>java.lang.String</method-param>
    <method-param>java.lang.String</method-param>
  </method-params>
</interceptor-binding>

```

The following example illustrates constructor-level interceptors that apply to the specific constructor of the `EmployeeService` class.

```

<interceptor-binding>
  <target-name>EmployeeService</target-name>
  <interceptor-class>org.acme.MyIC</interceptor-class>
  <interceptor-class>org.acme.MyIC2</interceptor-class>
  <method-name>EmployeeService</method-name>
  <method-params>
    <method-param>org.acme.Account</method-param>
    <method-param>java.lang.String</method-param>
  </method-params>
</interceptor-binding>

```

The following example illustrates the total ordering of interceptors using the `interceptor-order` element:

```

<interceptor-binding>
  <target-name>EmployeeService</target-name>
  <interceptor-order>
    <interceptor-class>org.acme.MyIC
  </interceptor-class>
    <interceptor-class>org.acme.MyDefaultIC
  </interceptor-class>
    <interceptor-class>org.acme.MyDefaultIC2
  </interceptor-class>
    <interceptor-class>org.acme.MyIC2
  </interceptor-class>
  </interceptor-order>
</interceptor-binding>

```

[39] This restriction may be removed in a future release of this specification.

[40] See [Singleton Session Bean Error Handling](#)

Chapter 8. Support for Transactions

One of the key features of the Enterprise Beans architecture is support for distributed transactions. The Enterprise Beans architecture allows an application developer to write an application that atomically updates data in multiple databases which may be distributed across multiple sites. The sites may use Enterprise Beans servers from different vendors.

8.1. Overview

This section provides a brief overview of transactions and illustrates a number of transaction scenarios in Enterprise Beans.

8.1.1. Transactions

Transactions are a proven technique for simplifying application programming. Transactions free the application programmer from dealing with the complex issues of failure recovery and multi-user programming. The transactional system ensures that a unit of work either fully completes, or the work is fully rolled back. Furthermore, transactions make it possible for the programmer to design the application as if it ran in an environment that executes units of work serially.

Support for transactions is an essential element of the Enterprise Beans architecture. The Enterprise Bean Provider and the client application programmer are not exposed to the complexity of distributed transactions. The Bean Provider can choose between using programmatic transaction demarcation in the enterprise bean code (this style is called *bean-managed transaction demarcation*) or declarative transaction demarcation performed automatically by the Enterprise Beans container (this style is called *container-managed transaction demarcation*).

With bean-managed transaction demarcation, the enterprise bean code demarcates transactions using the `jakarta.transaction.UserTransaction` interface. All resource manager accesses between the `UserTransaction.begin` and `UserTransaction.commit` calls are part of a transaction.

The terms resource and resource manager used in this chapter refer to the resources declared using the `Resource` annotation in the enterprise bean class or using the `resource-ref` element in the enterprise bean's deployment descriptor. This includes not only database resources, but also other resources, such as Jakarta Messaging Connections. These resources are considered to be "managed" by the container.^[41] For a discussion about resources used in Jakarta Persistence that may be "unaware" of the presence of Jakarta Transactions, see [2].

With container-managed transaction demarcation, the container demarcates transactions per instructions provided by the developer in metadata annotations or in the deployment descriptor. These instructions, called *transaction attributes*, tell the container whether it should include the work performed by an enterprise bean method in a client's transaction, run the enterprise bean method in a new transaction started by the container, or run the method with "no transaction" (Refer to [Handling](#)

of [Methods that Run with "an unspecified transaction context"](#) for the description of the "no transaction" case).

Regardless of whether an enterprise bean uses bean-managed or container-managed transaction demarcation, the burden of implementing transaction management is on the Enterprise Beans Container and Server Provider. The Enterprise Beans container and server implement the necessary low-level transaction protocols, such as the two-phase commit protocol between a transaction manager and a database system or messaging provider, transaction context propagation, and distributed two-phase commit.

Many applications will consist of one or several enterprise beans that all use a single resource manager (typically a relational database management system). The Enterprise Beans container can make use of resource manager local transactions as an optimization technique for enterprise beans for which distributed transactions are not needed. A resource manager local transaction does not involve control or coordination by an external transaction manager. The container's use of local transactions as an optimization technique for enterprise beans with either container-managed transaction demarcation or bean-managed transaction demarcation is not visible to the enterprise beans. For a discussion of the use of resource manager local transactions as a container optimization strategy, refer to [\[12\]](#) and [\[14\]](#).

8.1.2. Transaction Model

The Enterprise Beans architecture supports flat transactions. A flat transaction cannot have any child (nested) transactions.

Note: The decision not to support nested transactions allows vendors of existing transaction processing and database management systems to incorporate support for Enterprise Beans. If these vendors provide support for nested transactions in the future, Enterprise Beans may be enhanced to take advantage of nested transactions.

8.1.3. Relationship to Jakarta Transactions

The Jakarta® Transactions [\[8\]](#) is a specification of the interfaces between a transaction manager and the other parties involved in a distributed transaction processing system: the application programs, the resource managers, and the application server.

The Java Transaction Service (JTS) [\[9\]](#) API is a Java binding of the CORBA Object Transaction Service (OTS) 1.1 specification. JTS provides transaction interoperability using the standard IIOP protocol for transaction propagation between servers. The JTS API is intended for vendors who implement transaction processing infrastructure for enterprise middleware. For example, an Enterprise Beans server vendor may use a JTS implementation as the underlying transaction manager.

The Enterprise Beans architecture does not require the Enterprise Beans container to support the JTS interfaces. The Enterprise Beans architecture requires that the Enterprise Beans container support the Jakarta Transactions API defined in [\[8\]](#) and the Jakarta Connectors APIs defined in [\[14\]](#).

8.2. Sample Scenarios

This section describes several scenarios that illustrate the distributed transaction capabilities of the Enterprise Beans architecture.

8.2.1. Update of Multiple Databases

The Enterprise Beans architecture makes it possible for an application program to update data in multiple databases in a single transaction.

In the following figure, a client invokes the enterprise bean X. Bean X updates data using two database connections that the Deployer configured to connect with two different databases, A and B. Then X calls another enterprise bean, Y. Bean Y updates data in database C. The Enterprise Beans server ensures that the updates to databases A, B, and C are either all committed or all rolled back.

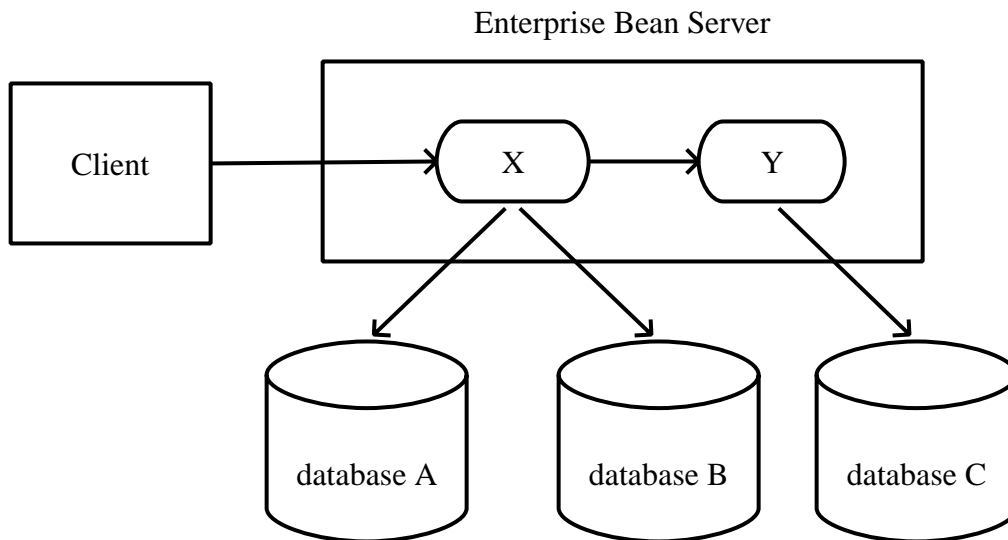


Figure 10. Updates to Simultaneous Databases

The application programmer does not have to do anything to ensure transactional semantics. Behind the scenes, the Enterprise Beans server enlists the database connections as part of the transaction. When the transaction commits, the Enterprise Beans server and the database systems perform a two-phase commit protocol to ensure atomic updates across all three databases.

8.2.2. Messages Sent or Received Over Jakarta Messaging Sessions and Update of Multiple Databases

The Enterprise Beans architecture makes it possible for an application program to send messages to or receive messages from one or more Jakarta Messaging Destinations and/or to update data in one or more databases in a single transaction.

In the following figure, a client invokes the enterprise bean X. Bean X sends a message to a Jakarta Messaging queue A and updates data in a database B using connections that the Deployer configured to

connect with a Jakarta Messaging provider and a database. Then X calls another enterprise bean, Y. Bean Y updates data in database C. The Enterprise Beans server ensures that the operations on A, B, and C are either all committed, or all rolled back.

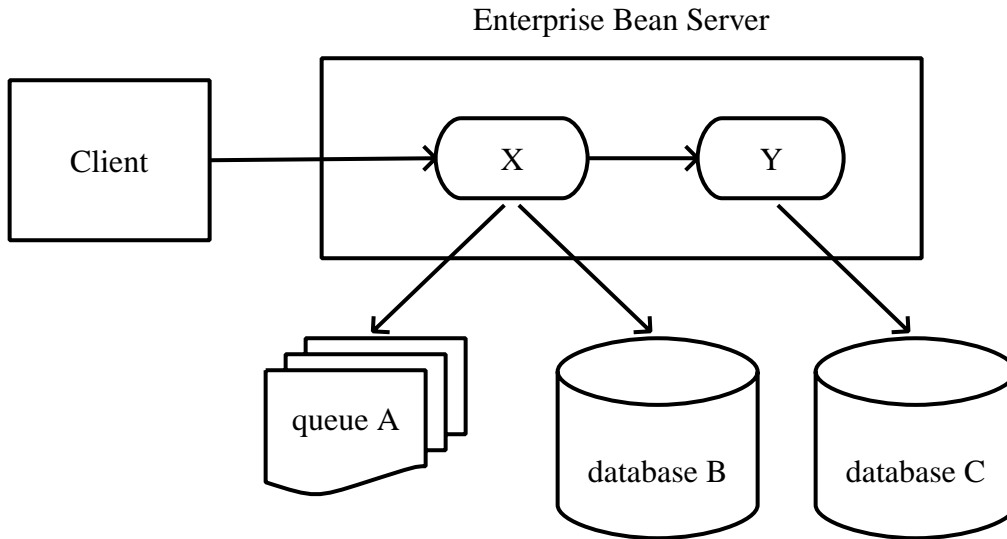


Figure 11. Message Sent to Jakarta Messaging Queue and Updates to Multiple Databases

The application programmer does not have to do anything to ensure transactional semantics. The enterprise beans X and Y perform the message send and database updates using the standard Jakarta Messaging and JDBC™ APIs. Behind the scenes, the Enterprise Beans server enlists the session on the connection to the Jakarta Messaging provider and the database connections as part of the transaction. When the transaction commits, the Enterprise Beans server and the messaging and database systems perform a two-phase commit protocol to ensure atomic updates across all the three resources.

In the following figure, a client sends a message to the Jakarta Messaging queue A serviced by the message-driven bean X. Bean X updates data using two database connections that the Deployer configured to connect with two different databases, B and C. The Enterprise Beans server ensures that the dequeuing of the Jakarta Messaging message, its receipt by bean X, and the updates to databases B and C are either all committed or all rolled back.

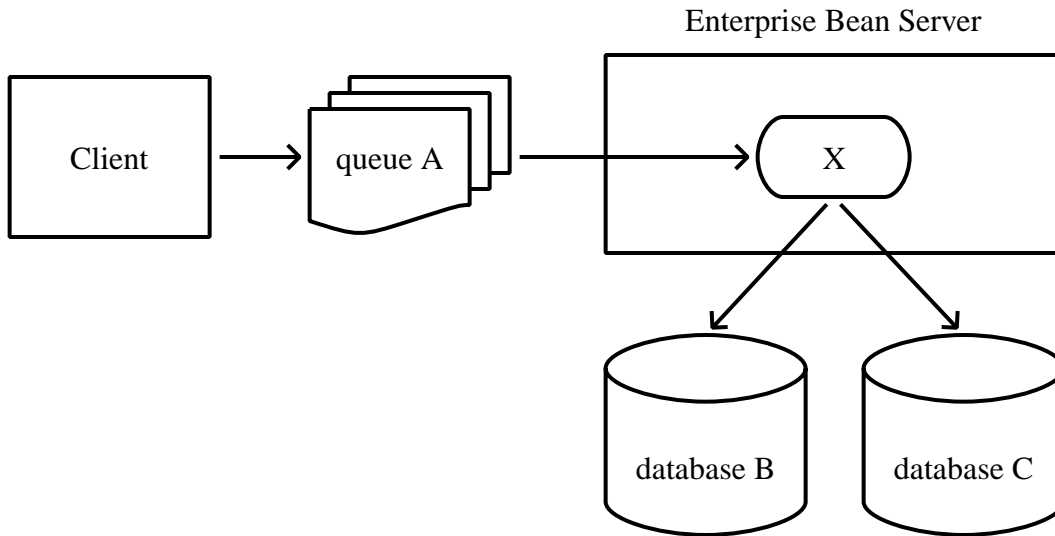


Figure 12. Message Sent to Jakarta Messaging Queue Serviced by Message-Driven Bean and Updates to Multiple Databases

8.2.3. Update of Databases via Multiple Enterprise Beans Servers

The Enterprise Beans architecture allows updates of data at multiple sites to be performed in a single transaction.

In the following figure, a client invokes the enterprise bean X. Bean X updates data in database A, and then calls another enterprise bean Y that is installed in a remote Enterprise Beans server. Bean Y updates data in database B. The Enterprise Beans architecture makes it possible to perform the updates to databases A and B in a single transaction.

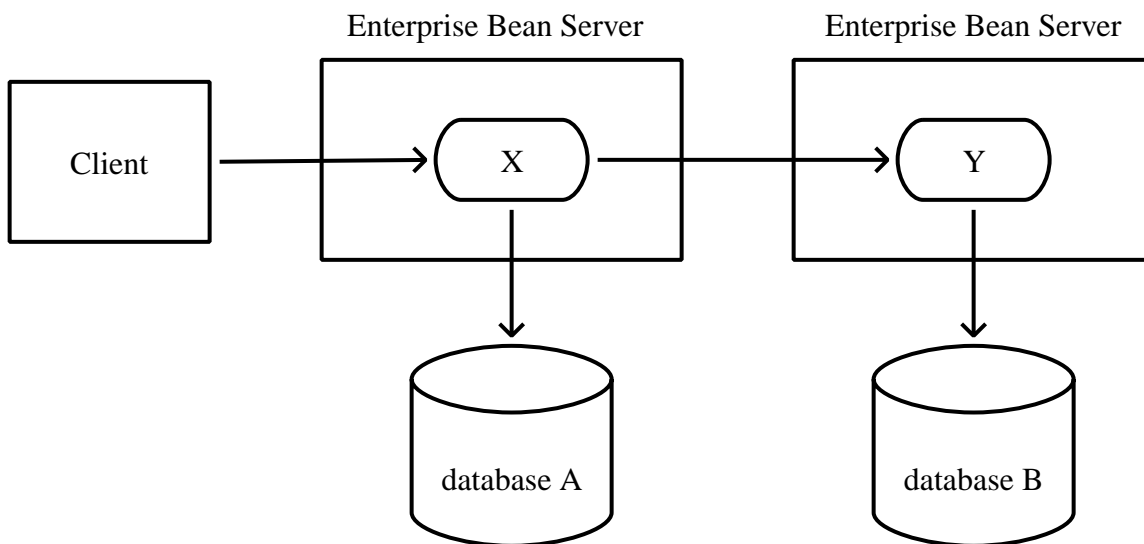


Figure 13. Updates to Multiple Databases in Same Transaction

When X invokes Y, the two Enterprise Beans servers cooperate to propagate the transaction context from X to Y. This transaction context propagation is transparent to the application-level code.

At transaction commit time, the two Enterprise Beans servers use a distributed two-phase commit protocol (if the capability exists) to ensure the atomicity of the database updates.

8.2.4. Client-Managed Demarcation

A Java client can use the `jakarta.transaction.UserTransaction` interface to explicitly demarcate transaction boundaries. The client program obtains the `jakarta.transaction.UserTransaction` interface through dependency injection or lookup in the bean's EJBContext or in the JNDI name space.

A client program using explicit transaction demarcation may perform, via enterprise beans, atomic updates across multiple databases residing at multiple Enterprise Beans servers, as illustrated in the following figure.

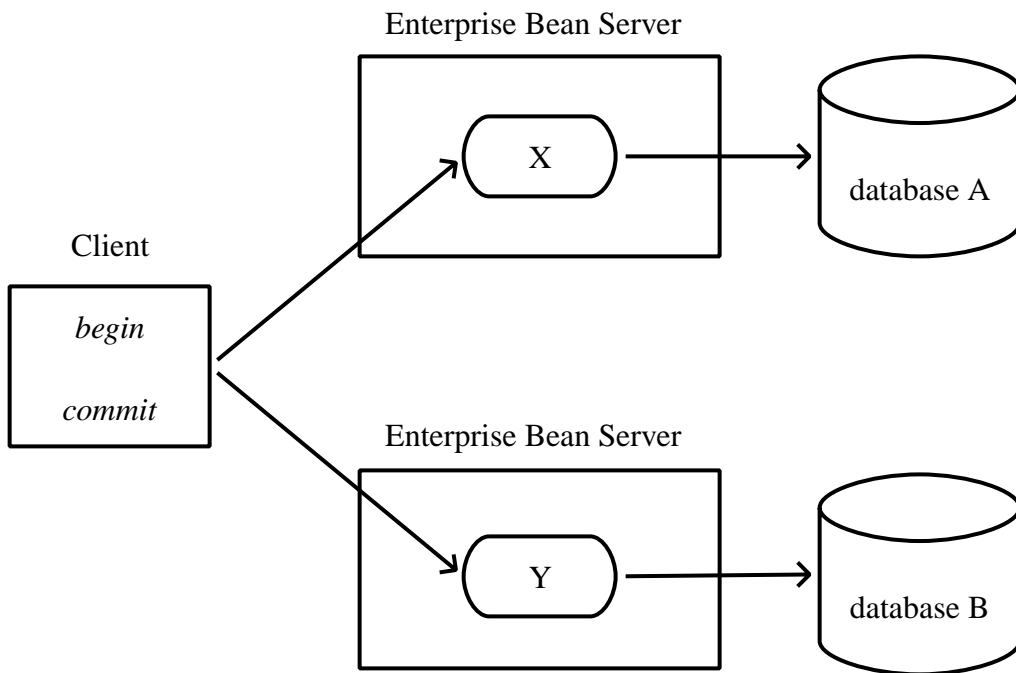


Figure 14. Updates on Multiple Databases on Multiple Servers

The application programmer demarcates the transaction with `begin` and `commit` calls. If the enterprise beans X and Y are configured to use a client transaction (i.e., their methods have transaction attributes that either require or support an existing transaction context), the Enterprise Beans server ensures that the updates to databases A and B are made as part of the client's transaction.

8.2.5. Container-Managed Demarcation

Whenever a client invokes a method on an enterprise bean's business interface, on the bean no-interface view, on a home or component interface, or a message listener method, the container interposes on the method invocation. The interposition allows the container to control transaction demarcation declaratively through the transaction attribute set by the developer. (See [Specification of the Transaction Attributes for a Bean's Methods](#) for a description of transaction attributes.)

For example, if a session bean method is configured with the **REQUIRED** transaction attribute, the container behaves as follows: If the client request is not associated with a transaction context, the container automatically initiates a transaction whenever a client invokes an enterprise bean method that requires a transaction context. If the client request contains a transaction context, the container includes the enterprise bean method in the client transaction.

*The following figure illustrates such a scenario. A non-transactional client invokes the enterprise bean X, and the invoked method has the **REQUIRED**^[42] transaction attribute. Because the invocation from the client does not include a transaction context, the container starts a new transaction before dispatching the method on X. Bean X's work is performed in the context of the transaction. When X calls other enterprise beans (Y in our example), the work performed by the other enterprise beans is also automatically included in the transaction (subject to the transaction attribute of the other enterprise bean).*

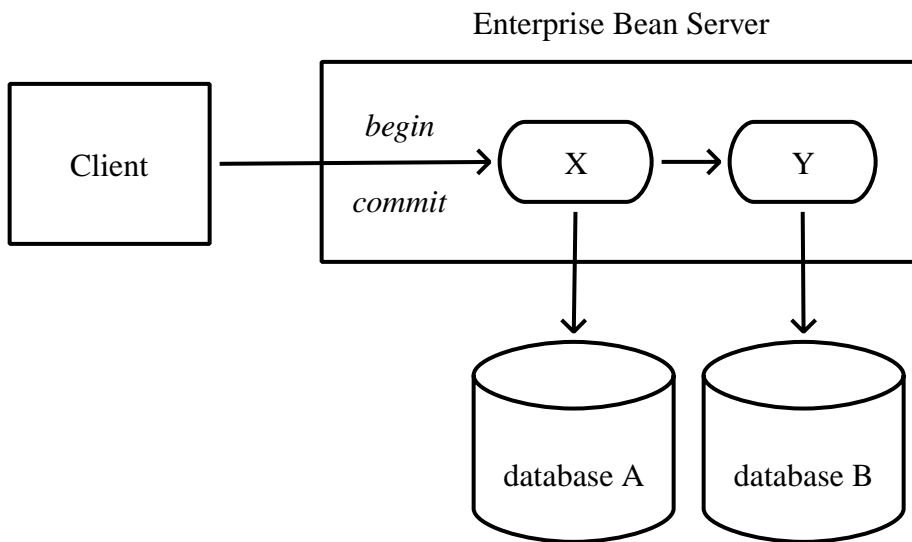


Figure 15. Update of Multiple Databases from Non-Transactional Client

The container automatically commits the transaction at the time X returns a reply to the client.

If a message-driven bean's message listener method is configured with the **REQUIRED** transaction attribute, the container automatically starts a new transaction before the delivery of the message and, hence, before the invocation of the method.^[43]

Jakarta Messaging requires that the transaction be started before the dequeuing of the message. See [13].

The container automatically enlists the resource manager associated with the arriving message and all the resource managers accessed by the message listener method with the transaction.

It is illegal to associate Jakarta Transactions transactional interceptors (see [8]) with Enterprise Beans.^[44]

8.3. Bean Provider's Responsibilities

This section describes the Bean Provider's view of transactions and defines the Bean Provider's responsibilities.

8.3.1. Bean-Managed Versus Container-Managed Transaction Demarcation

When designing an enterprise bean, the developer must decide whether the enterprise bean will demarcate transactions programmatically in the business methods (bean-managed transaction demarcation), or whether the transaction demarcation is to be performed by the container based on the transaction attributes specified in metadata annotations or in the deployment descriptor (container-managed transaction demarcation). Typically enterprise beans will be specified to have container-managed transaction demarcation. This is the default if no transaction management type is specified.

A session bean or a message-driven bean can be designed with bean-managed transaction demarcation or with container-managed transaction demarcation. (But it cannot be both at the same time.)

An enterprise bean instance can access resource managers in a transaction only in the enterprise bean's methods in which there is a transaction context available.

8.3.1.1. Non-Transactional Execution

Some enterprise beans may need to access resource managers that do not support an external transaction coordinator. The container cannot manage the transactions for such enterprise beans in the same way that it can for the enterprise beans that access resource managers that support an external transaction coordinator.

If an enterprise bean needs to access a resource manager that does not support an external transaction coordinator, the Bean Provider should design the enterprise bean with container-managed transaction demarcation and assign the `NOT_SUPPORTED` transaction attribute to the bean class or to all the bean's methods. The Enterprise Beans architecture does not specify the transactional semantics of the enterprise bean methods. See [Handling of Methods that Run with "an unspecified transaction context"](#) for how the container implements this case.

8.3.2. Isolation Levels

Transactions not only make completion of a unit of work atomic, but they also isolate the units of work from each other, provided that the system allows concurrent execution of multiple units of work.

The `isolation level` describes the degree to which the access to a resource manager by a transaction is isolated from the access to the resource manager by other concurrently executing transactions.

The following are guidelines for managing isolation levels in enterprise beans.

-
- The API for managing an isolation level is resource-manager-specific. (Therefore, the Enterprise Beans architecture does not define an API for managing isolation levels.)
 - If an enterprise bean uses multiple resource managers, the Bean Provider may specify the same or different isolation level for each resource manager. This means, for example, that if an enterprise bean accesses multiple resource managers in a transaction, access to each resource manager may be associated with a different isolation level.
 - The Bean Provider must take care when setting an isolation level. Most resource managers require that all accesses to the resource manager within a transaction are done with the same isolation level. An attempt to change the isolation level in the middle of a transaction may cause undesirable behavior, such as an implicit sync point (a commit of the changes done so far).
 - For session beans and message-driven beans with bean-managed transaction demarcation, the Bean Provider can specify the desirable isolation level programmatically in the enterprise bean's methods, using the resource-manager specific API. For example, the Bean Provider can use the `java.sql.Connection.setTransactionIsolation` method to set the appropriate isolation level for database access.
 - Additional care must be taken if multiple enterprise beans access the same resource manager in the same transaction. Conflicts in the requested isolation levels must be avoided.

8.3.3. Enterprise Beans Using Bean-Managed Transaction Demarcation

This subsection describes the requirements for the Bean Provider of an enterprise bean with bean-managed transaction demarcation.

The enterprise bean with bean-managed transaction demarcation must be a session bean or a message-driven bean.

An instance that starts a transaction must complete the transaction before it starts a new transaction.

The Bean Provider uses the `UserTransaction` interface to demarcate transactions. All updates to the resource managers between the `UserTransaction.begin` and `UserTransaction.commit` methods are performed in a transaction. While an instance is in a transaction, the instance must not attempt to use the resource-manager specific transaction demarcation API (e.g. it must not invoke the commit or rollback method on the `java.sql.Connection` interface or on the `jakarta.jms.Session` interface).^[45]

A stateful session bean instance may, but is not required to, commit a started transaction before a business method returns. If a transaction has not been completed by the end of a business method, the container retains the association between the transaction and the instance across multiple client calls until the instance eventually completes the transaction. A stateful session bean instance must commit a transaction before `PostConstruct`, `PreDestroy`, `PrePassivate` or `PostActivate` lifecycle callback interceptor method returns.

A stateless session bean instance must commit a transaction before a business method or timeout callback method returns.

A singleton session bean instance must commit a transaction before a business method or timeout callback method or `PostConstruct` or `PreDestroy` lifecycle callback interceptor method returns.

A message-driven bean instance must commit a transaction before a message listener method or timeout callback method returns.

If `AroundInvoke` interceptor methods are applied to the business method or `AroundTimeout` interceptor methods are applied to the timeout callback method of a singleton or a stateless session bean or a message-driven bean, the transaction must be completed before the last `AroundInvoke` or `AroundTimeout` interceptor method completes.

The following code segments illustrate a business method that performs a transaction involving two database connections.

```
@Stateless
@TransactionManagement(BEAN)
public class MySessionBean implements MySession {
    @Resource
    jakarta.transaction.UserTransaction ut;

    @Resource
    javax.sql.DataSource database1;

    @Resource
    javax.sql.DataSource database2;

    public void someMethod(...) {
        java.sql.Connection con1;
        java.sql.Connection con2;
        java.sql.Statement stmt1;
        java.sql.Statement stmt2;

        try {
            // obtain con1 object and set it up for transactions
            con1 = database1.getConnection();
            stmt1 = con1.createStatement();

            // obtain con2 object and set it up for transactions
            con2 = database2.getConnection();
            stmt2 = con2.createStatement();

            // Now do a transaction that involves con1 and con2.

            // start the transaction
            ut.begin();

            // Do some updates to both con1 and con2. The container
```

```

        // automatically enlists con1 and con2 with the
        // transaction.
        stmt1.executeQuery(...);
        stmt1.executeUpdate(...);
        stmt2.executeQuery(...);
        stmt2.executeUpdate(...);
        stmt1.executeUpdate(...);
        stmt2.executeUpdate(...);

        // commit the transaction
        ut.commit();
    } catch (...) {
        // handle exceptions
        ...
    } finally {
        // release connections
        con1.close();
        con2.close();
        ...
    }
}
...
}

```

The following code segments illustrate a business method that performs a transaction involving both a database connection and a Jakarta Messaging connection.

```

@Stateless
@TransactionManagement(BEAN)
public class MySessionBean implements MySession {

    @Resource
    jakarta.transaction.UserTransaction ut;

    @Resource
    javax.sql.DataSource database1;

    @Resource
    jakarta.jms.QueueConnectionFactory qcf1;

    @Resource
    jakarta.jms.Queue queue1;

    public void someMethod(...) {
        java.sql.Connection dcon;
        java.sql.Statement stmt;
        jakarta.jms.QueueConnection qcon;
    }
}

```

```

jakarta.jms.QueueSession qsession;
jakarta.jms.QueueSender qsender;
jakarta.jms.Message message;

try {
    // obtain db conn object and set it up for transactions
    dcon = database1.getConnection();
    stmt = dcon.createStatement();

    // obtain jms conn object and set up session for
    // transactions
    qcon = qcf1.createQueueConnection();
    qsession = qcon.createQueueSession(true,0);
    qsender = qsession.createSender(queue1);
    message = qsession.createTextMessage();
    message.setText("some message");

    // Now do a transaction that involves both connections

    // start the transaction
    ut.begin();

    // Do database updates and send message. The container
    // automatically enlists dcon and qsession with the
    // transaction.
    stmt.executeQuery(...);
    stmt.executeUpdate(...);
    stmt.executeUpdate(...);
    qsender.send(message);

    // commit the transaction
    ut.commit();
} catch (...) {
    // handle exception s
    ...
} finally {
    // release connections
    dcon.close();
    qcon.close();
    ...
}
}
...
}

```

The following code segments illustrate a stateful session bean that retains a transaction across three client calls, invoked in the following order: `method1`, `method2`, and `method3`.^[46]

```

@Stateful
@TransactionManagement(BEAN)
public class MySessionBean implements MySession {
    @Resource
    jakarta.transaction.UserTransaction ut;

    @Resource
    javax.sql.DataSource database1;

    @Resource
    javax.sql.DataSource database2;

    java.sql.Connection con1;
    java.sql.Connection con2;

    public void method1(...) {
        java.sql.Statement stmt;

        // start a transaction
        ut.begin();

        // make some updates on con1
        con1 = database1.getConnection();
        stmt = con1.createStatement();
        stmt.executeUpdate(...);
        stmt.executeUpdate(...);

        // The container retains the transaction associated with the
        // instance to the next client call (which is method2(...)).
    }
    public void method2(...) {
        java.sql.Statement stmt;

        con2 = database2.getConnection();
        stmt = con2.createStatement();
        stmt.executeUpdate(...);
        stmt.executeUpdate(...);

        // The container retains the transaction associated with the
        // instance to the next client call (which is method3(...)).
    }

    public void method3(...) {
        java.sql.Statement stmt;

        // make some more updates on con1 and con2
        stmt = con1.createStatement();
    }
}

```

```

stmt.executeUpdate(...);
stmt = con2.createStatement();
stmt.executeUpdate(...);

try {
    // commit the transaction
    ut.commit();
} finally {
    // release connections
    con1.close();
    con2.close();
    ...
}
}
...
}

```

It is possible for an enterprise bean to open and close a database connection in each business method (rather than hold the connection open until the end of transaction). The following code segments illustrate a stateful session bean for which the client executes the sequence of methods (`method1`, `method2`, `method2`, `method2`, and `method3`). In this scenario, all the database updates done by the multiple invocations of `method2` are performed in the scope of the same transaction, which is the transaction started in `method1` and committed in `method3`.

```

@Stateful
@TransactionManagement(BEAN)
public class MySessionBean implements MySession {
    @Resource
    jakarta.transaction.UserTransaction ut;

    @Resource
    javax.sql.DataSource database1;

    public void method1(...) {
        // start a transaction
        ut.begin();
    }

    public void method2(...) {
        java.sql.Connection con;
        java.sql.Statement stmt;

        try {
            // open connection
            con = database1.getConnection();

            // make some updates on con
            stmt = con.createStatement();
            stmt.executeUpdate(...);
            stmt.executeUpdate(...);
        } finally {
            // close the connection
            con.close();
            ...
        }
    }

    public void method3(...) {
        // commit the transaction
        ut.commit();
    }
    ...
}

```

8.3.3.1. getRollbackOnly and setRollbackOnly Methods

An enterprise bean with bean-managed transaction demarcation must not use the `getRollbackOnly` and `setRollbackOnly` methods of the `EJBContext` interface.

An enterprise bean with bean-managed transaction demarcation has no need to use these methods, because of the following reasons:

-
- An enterprise bean with bean-managed transaction demarcation can obtain the status of a transaction by using the `getStatus` method of the `jakarta.transaction.UserTransaction` interface.
 - An enterprise bean with bean-managed transaction demarcation can rollback a transaction using the `rollback` method of the `jakarta.transaction.UserTransaction` interface.

8.3.4. Enterprise Beans Using Container-Managed Transaction Demarcation

This subsection describes the requirements for the Bean Provider of an enterprise bean using container-managed transaction demarcation.

The enterprise bean's business methods, message listener methods, business method interceptor methods, lifecycle callback interceptor methods, or timeout callback methods must not use any resource-manager specific transaction management methods that would interfere with the container's demarcation of transaction boundaries. For example, the enterprise bean methods must not use the following methods of the `java.sql.Connection` interface: `commit`, `setAutoCommit`, and `rollback`; or the following methods of the `jakarta.jms.Session` interface: `commit` and `rollback`.

The enterprise bean's business methods, message listener methods, business method interceptor methods, lifecycle callback interceptor methods, or timeout callback methods must not attempt to obtain or use the `jakarta.transaction.UserTransaction` interface.

The following code segments illustrate a business method in an enterprise bean with container-managed transaction demarcation. The business method updates two databases using JDBC™ connections. The container provides transaction demarcation as specified by the transaction attribute.


```

@Stateless
public class MySessionBean implements MySession {
    ...
    @TransactionAttribute(REQUIRED)
    public void someMethod(...) {
        java.sql.Connection con1;
        java.sql.Connection con2;
        java.sql.Statement stmt1;
        java.sql.Statement stmt2;

        try {
            // obtain con1 and con2 connection objects
            con1 = ...;
            con2 = ...;
            stmt1 = con1.createStatement();
            stmt2 = con2.createStatement();

            // Perform some updates on con1 and con2. The container
            // automatically enlists con1 and con2 with the
            // container-managed transaction.
            stmt1.executeQuery(...);
            stmt1.executeUpdate(...);
            stmt2.executeQuery(...);
            stmt2.executeUpdate(...);
            stmt1.executeUpdate(...);
            stmt2.executeUpdate(...);
        } finally {
            // release connections
            con1.close();
            con2.close();
            ...
        }
    }
    ...
}

```

8.3.4.1. jakarta.ejb.SessionSynchronization Interface

A stateful session bean with container-managed transaction demarcation can optionally implement the `jakarta.ejb.SessionSynchronization` interface or use the session synchronization annotations. Their use is described in [The Session Synchronization Notifications for Stateful Session Beans](#).

8.3.4.2. jakarta.ejb.EJBContext.setRollbackOnly Method

An enterprise bean with container-managed transaction demarcation can use the `setRollbackOnly` method of its `EJBContext` object to mark the transaction such that the transaction can never commit.

Typically, an enterprise bean marks a transaction for rollback to protect data integrity before throwing an application exception, if the application exception class has not been specified to automatically cause the container to rollback the transaction.

For example, an `AccountTransfer` bean which debits one account and credits another account could mark a transaction for rollback if it successfully performs the debit operation, but encounters a failure during the credit operation.

8.3.4.3. `jakarta.ejb.EJBContext.getRollbackOnly` method

An enterprise bean with container-managed transaction demarcation can use the `getRollbackOnly` method of its `EJBContext` object to test if the current transaction has been marked for rollback. The transaction might have been marked for rollback by the enterprise bean itself, by other enterprise beans, or by other components (outside of the Enterprise Beans specification scope) of the transaction processing infrastructure.

8.3.5. Use of Jakarta Messaging APIs in Transactions

The Bean Provider should not make use of the Jakarta Messaging request/reply paradigm (sending of a Jakarta Messaging message, followed by the synchronous receipt of a reply to that message) within a single transaction. Because a Jakarta Messaging message is typically not delivered to its final destination until the transaction commits, the receipt of the reply within the same transaction will not take place.

Because the container manages the transactional enlistment of Jakarta Messaging sessions on behalf of a bean, the parameters of the `createSession(boolean transacted, int acknowledgeMode)`, `createQueueSession(boolean transacted, int acknowledgeMode)` and `createTopicSession(boolean transacted, int acknowledgeMode)` methods are ignored. It is recommended that the Bean Provider specify that a session is transacted, but provide `0` for the value of the acknowledgment mode.

The Bean Provider should not use the Jakarta Messaging `acknowledge` method either within a transaction or within an unspecified transaction context. Message acknowledgment in an unspecified transaction context is handled by the container. [Handling of Methods that Run with "an unspecified transaction context"](#) describes some of the techniques that the container can use for the implementation of a method invocation with an unspecified transaction context.

8.3.6. Specification of a Bean's Transaction Management Type

By default, a session bean or message-driven bean has container managed transaction demarcation if the transaction management type is not specified. The Bean Provider of a session bean or a message-driven bean can use the `TransactionManagement` annotation to declare whether the session bean or message-driven bean uses bean-managed or container-managed transaction demarcation. The value of the `TransactionManagement` annotation is either `CONTAINER` or `BEAN`. The `TransactionManagement` annotation is applied to the enterprise bean class.

Alternatively, the Bean Provider can use the `transaction-type` deployment descriptor element to

specify the bean's transaction management type. If the deployment descriptor is used, it is only necessary to explicitly specify the bean's transaction management type if bean-managed transaction is used.

The transaction management type of a bean is determined by the Bean Provider. The Application Assembler is not permitted to use the deployment descriptor to override a bean's transaction management type regardless of whether it has been explicitly specified or defaulted by the Bean Provider. (See [Deployment Descriptor](#) for information about the deployment descriptor.)

8.3.7. Specification of the Transaction Attributes for a Bean's Methods

The Bean Provider of an enterprise bean with container-managed transaction demarcation may specify the transaction attributes for the enterprise bean's methods. By default, the value of the transaction attribute for a method of a bean with container-managed transaction demarcation is the **REQUIRED** transaction attribute, and the transaction attribute does not need to be explicitly specified in this case.

A transaction attribute is a value associated with each of the following methods

- a method of a bean's business interface
- a method exposed through the bean class no-interface view
- a message listener method of a message-driven bean
- a timeout callback method
- a stateless or singleton session bean's web service endpoint method
- for beans written to the Enterprise Beans 2.1 and earlier client view, a method of a session bean's home or component interface
- a **PostConstruct** or **PreDestroy** lifecycle callback interceptor method of a singleton session bean
- a **PostConstruct**, **PreDestroy**, **PrePassivate** or **PostActivate** lifecycle callback interceptor method of a stateful session bean

The transaction attribute specifies how the container must manage transactions for a method when a client invokes the method.

Transaction attributes are specified for the following methods:

- For a session bean written to the Enterprise Beans 3.x client view API, the transaction attributes are specified for those methods of the session bean class that correspond to the bean's business interface, the direct and indirect superinterfaces of the business interface, methods exposed through the bean class no-interface view, and for the timeout callback methods, if any.
- For a stateless session bean or singleton session bean that provides a web service client view, the transaction attributes are specified for the bean's web service endpoint methods, and for the timeout callback methods, if any.
- For a singleton session bean, the transaction attributes are specified for the **PostConstruct** and

`PreDestroy` lifecycle callback interceptor methods, if any. In order to specify the transaction attribute for a `PostConstruct` or `PreDestroy` method of a singleton session bean, the transaction attribute must be specified for the method(s) on the bean class, rather than for a superclass or `PostConstruct` or `PreDestroy` interceptor method.

- For a stateful session bean, the transaction attributes are specified for the `PostConstruct`, `PreDestroy`, `PrePassivate` or `PostActivate` lifecycle callback interceptor methods, if any. In order to specify the transaction attribute for a `PostConstruct`, `PreDestroy`, `PrePassivate` or `PostActivate` method of a stateful session bean, the transaction attribute must be specified for the method(s) on the bean class, rather than for a superclass or `PostConstruct`, `PreDestroy`, `PrePassivate` or `PostActivate` interceptor method.
- For a message-driven bean, the transaction attributes are specified for the message listener methods on the message-driven bean class and for the timeout callback methods, if any.
- For a session bean written to the Enterprise Beans 2.1 and earlier client view, the transaction attributes are specified for the methods of the component interface and all the direct and indirect superinterfaces of the component interface, excluding the methods of the `jakarta.ejb.EJBObject` or `jakarta.ejb.EJBLocalObject` interface; and for the timeout callback methods, if any. Transaction attributes must not be specified for the methods of a session bean's home interface.

By default, if a `TransactionAttribute` annotation is not specified for a method of an enterprise bean with container-managed transaction demarcation, the value of the transaction attribute for the method is defined to be `REQUIRED`. The rules for the specification of transaction attributes are defined in [Specification of Transaction Attributes with Metadata Annotations](#).

The Bean Provider may use the deployment descriptor as an alternative to metadata annotations to specify the transaction attributes or as a means to supplement or override metadata annotations for transaction attributes. If a transaction attribute value is not specified in the deployment descriptor, it is assumed that the transaction attribute specified in annotations applies, or—in the case that no annotation has been specified—that the value is `Required`.

The Application Assembler is permitted to override the transaction attribute values using the bean's deployment descriptor. The Deployer is also permitted to override the transaction attribute values at deployment time. Caution should be exercised when overriding the transaction attributes of an application, as the transactional structure of an application is typically intrinsic to the semantics of the application.

Enterprise Beans defines the following values for the `TransactionAttribute` metadata annotation:

- `MANDATORY`
- `REQUIRED`
- `REQUIRES_NEW`
- `SUPPORTS`
- `NOT_SUPPORTED`
- `NEVER`

The deployment descriptor values that correspond to these annotation values are the following:

- Mandatory
- Required
- RequiresNew
- Supports
- NotSupported
- Never

In this chapter, we use the `TransactionAttribute` annotation values to refer to transaction attributes. As noted, however, the deployment descriptor may be used.

Refer to [Container-Managed Transaction Demarcation for Business Methods](#) for the specification of how the value of the transaction attribute affects the transaction management performed by the container.

For a message-driven bean's message listener methods (or interface), only the `REQUIRED` and `NOT_SUPPORTED` transaction attributes may be used.

For an enterprise bean's timeout callback methods, only the `REQUIRED`, `REQUIRES_NEW` and `NOT_SUPPORTED` transaction attributes may be used.

For a session bean's asynchronous business methods, only the `REQUIRED`, `REQUIRES_NEW`, and `NOT_SUPPORTED` transaction attributes may be used.

For a singleton session bean's `PostConstruct` and `PreDestroy` lifecycle callback interceptor methods, only the `REQUIRED`, `REQUIRES_NEW`, and `NOT_SUPPORTED` transaction attributes may be used.

For a stateful session bean's `PostConstruct`, `PreDestroy`, `PrePassivate` or `PostActivate` lifecycle callback interceptor methods, only the `REQUIRES_NEW` and `NOT_SUPPORTED` transaction attributes may be used.

If an enterprise bean implements the `jakarta.ejb.SessionSynchronization` interface or uses any of the session synchronization annotations, only the following values may be used for the transaction attributes of the bean's methods: `REQUIRED`, `REQUIRES_NEW`, `MANDATORY`.^[48]

The above restriction is necessary to ensure that the enterprise bean is invoked only in a transaction. If the bean were invoked without a transaction, the container would not be able to send the transaction synchronization calls.

8.3.7.1. Specification of Transaction Attributes with Metadata Annotations

The following rules apply for the specification of transaction attributes using Java language metadata annotations.

The `TransactionAttribute` annotation is used to specify a transaction attribute. The value of the

transaction attribute annotation is given by the enum `TransactionAttributeType`:

```
public enum TransactionAttributeType {
    MANDATORY,
    REQUIRED,
    REQUIRES_NEW,
    SUPPORTS,
    NOT_SUPPORTED,
    NEVER
}
```

The transaction attributes for the methods of a bean class may be specified on the class, the business methods of the class, or both.

Specifying the `TransactionAttribute` annotation on the bean class means that it applies to all applicable business interface methods of the class. If the transaction attribute type is not specified, it is assumed to be `REQUIRED`. The absence of a transaction attribute specification on the bean class is equivalent to the specification of `TransactionAttribute(REQUIRED)` on the bean class.

A transaction attribute may be specified on a method of the bean class to override the transaction attribute value explicitly or implicitly specified on the bean class.

If the bean class has superclasses, the following additional rules apply.

- A transaction attribute specified on a superclass *S* applies to the business methods defined by *S*. If a class-level transaction attribute is not specified on *S*, it is equivalent to specification of `TransactionAttribute(REQUIRED)` on *S*.
- A transaction attribute may be specified on a business method *M* defined by class *S* to override for method *M* the transaction attribute value explicitly or implicitly specified on the class *S*.
- If a method *M* of class *S* overrides a business method defined by a superclass of *S*, the transaction attribute of *M* is determined by the above rules as applied to class *S*.

Example:

```

@TransactionAttribute(SUPPORTS)
public class SomeClass {
    public void aMethod() {...}
    public void bMethod() {...}
    ...
}

@Stateless
public class ABean extends SomeClass implements A {
    public void aMethod() {...}

    @TransactionAttribute(REQUIRES_NEW)
    public void cMethod() {...}
    ...
}

```

Assuming `aMethod`, `bMethod`, `cMethod` are methods of interface `A`, their transaction attributes are `REQUIRED`, `SUPPORTS`, and `REQUIRES_NEW` respectively.

8.3.7.2. Specification of Transaction Attributes in the Deployment Descriptor

The following rules apply for the specification of transaction attributes in the deployment descriptor. (See [Deployment Descriptor XML Schema](#) for the complete syntax of the deployment descriptor.)

Note that even in the absence of the use of annotations, it is not necessary to explicitly specify transaction attributes for all of the methods listed in [Specification of the Transaction Attributes for a Bean's Methods](#). If a transaction attribute is not specified for a method in an Enterprise Beans deployment descriptor, the transaction attribute defaults to `Required`.

If the deployment descriptor is used to override annotations, and transaction attributes are not specified for some methods, the values specified in annotations (whether explicit or defaulted) will apply for those methods.

Use of the `container-transaction` element

The `container-transaction` element may be used to define the transaction attributes for the following methods:

- business interface methods
- home interface methods
- component interface methods
- message-listener interface methods
- no-interface view methods
- web service endpoint methods

- singleton `PostConstruct` and `PreDestroy` methods
- stateful session bean `PostConstruct`, `PreDestroy`, `PrePassivate` or `PostActivate` methods (see limitations)
- timeout callback methods

Each `container-transaction` element consists of a list of one or more method elements, and the `transaction` attribute element. The `container-transaction` element specifies that all the listed methods are assigned the specified transaction attribute value. It is required that all the methods specified in a single `container-transaction` element be methods of the same enterprise bean.

The `method` element uses the `ejb-name`, `method-intf`, `method-name`, and `method-params` elements to denote one or more methods.

The optional `method-intf` element can be used to differentiate between methods with the same name and signature that are multiply defined across the business, component, and home interfaces, web service endpoint, no-interface view, singleton and stateful session bean lifecycle callbacks, and/or timeout callbacks. However, if the same method is a method of a local business interface, local component interface, or no-interface view, the same transaction attribute applies to the method for all of them. Likewise, if the same method is a method of both a remote business interface and the remote component interface, the same transaction attribute applies to the method for both interfaces.

There are three legal styles of composing the `method` element:

Style 1:

```
<method>
  <ejb-name>EJBNAME</ejb-name>
  <method-name>*</method-name>
</method>
```

This style is used to specify a default value of the transaction attribute for the following methods, if any, of the specified enterprise bean for which there is no Style 2 or Style 3 element specified:

- All methods of the business, home, or component interface
- All no-interface view methods
- All message listener methods
- Web service endpoint methods
- Singleton `PostConstruct` and `PreDestroy` methods
- All timeout callback methods

There must be at most one `container-transaction` element that uses the Style 1 `method` element for a given enterprise bean, unless the `method-intf` element is used with this style.

This style may be used for stateful session bean lifecycle callback methods to specify their transaction attributes if used with the `method-intf` element value `LifecycleCallback`.

Style 2:

```
<method>
  <ejb-name>EJBNAME</ejb-name>
  <method-name>METHOD</method-name>
</method>
```

This style is used for referring to a specified method of a business, home, or component interface method; no-interface view method; message listener method; web service endpoint method; singleton `PostConstruct` and `PreDestroy` methods; or timeout callback method of the specified enterprise bean. If there are multiple methods with the same overloaded name, this style refers to all the methods with the same name.

There must be at most one container-transaction element that uses the Style 2 `method` element for a given method name, unless the `method-intf` element is used with this style. If there is also a container-transaction element that uses Style 1 element for the same bean, the value specified by the Style 2 element takes precedence.

This style may be used to refer to stateful session bean `PostConstruct`, `PreDestroy`, `PrePassivate` or `PostActivate` methods to specify their transaction attributes if any of the following is true:

- There is only one method with this name in the specified enterprise bean
- All overloaded methods with this name in the specified enterprise bean are lifecycle callback methods
- The `method-intf` element is specified and it contains `LifecycleCallback` as the value

Style 3:

```
<method>
  <ejb-name>EJBNAME</ejb-name>
  <method-name>METHOD</method-name>
  <method-params>
    <method-param>PARAMETER_1</method-param>
    ...
    <method-param>PARAMETER_N</method-param>
  </method-params>
</method>
```

This style is used to refer to a single method within a set of methods with an overloaded name. If there is also a `container-transaction` element that uses the Style 2 element for the method name, or the Style 1 element for the bean, the value specified by the Style 3 element takes precedence.

The following is an example of the specification of the transaction attributes in the deployment descriptor. The `updatePhoneNumber` method of the `EmployeeRecord` enterprise bean is assigned the transaction attribute `Mandatory`; all other methods of the `EmployeeRecord` bean are assigned the attribute `Required`. All the methods of the enterprise bean `AardvarkPayroll` are assigned the attribute `RequiresNew`.

```
<ejb-jar>
  ...
  <assembly-descriptor>
    ...
    <container-transaction>
      <method>
        <ejb-name>EmployeeRecord</ejb-name>
        <method-name>*</method-name>
      </method>
      <trans-attribute>Required</trans-attribute>
    </container-transaction>
    <container-transaction>
      <method>
        <ejb-name>EmployeeRecord</ejb-name>
        <method-name>updatePhoneNumber</method-name>
      </method>
      <trans-attribute>Mandatory</trans-attribute>
    </container-transaction>
    <container-transaction>
      <method>
        <ejb-name>AardvarkPayroll</ejb-name>
        <method-name>*</method-name>
      </method>
      <trans-attribute>RequiresNew</trans-attribute>
    </container-transaction>
  </assembly-descriptor>
</ejb-jar>
```

8.4. Application Assembler's Responsibilities

This section describes the view and responsibilities of the Application Assembler.

There is no mechanism for an Application Assembler to affect enterprise beans with bean-managed transaction demarcation. The Application Assembler must not define transaction attributes for an enterprise bean with bean-managed transaction demarcation.

The Application Assembler can use the deployment descriptor transaction attribute mechanism described above to override or change the transaction attributes for enterprise beans using container-managed transaction demarcation.

The Application Assembler should exercise caution in the changing the transaction attributes, as the behavior specified by the transaction attributes is typically an intrinsic part of the semantics of an application.

8.5. Deployer's Responsibilities

The Deployer is permitted to override or change the values of transaction attributes at deployment time.

The Deployer should exercise caution in the changing the transaction attributes, as the behavior specified by the transaction attributes is typically an intrinsic part of the semantics of an application.

Compatibility Note: For applications written to the Enterprise Beans 2.1 specification (and earlier), the Deployer is responsible for ensuring that the methods of the deployed enterprise beans with container-managed transaction demarcation have been assigned a transaction attribute if this has not be specified in the deployment descriptor.

8.6. Container Provider Responsibilities

This section defines the responsibilities of the Container Provider.

Every client method invocation on a session bean via the bean's business interface (and/or home and component interface), no-interface view, web service endpoint, and every invocation of a message listener method on a message-driven bean is interposed by the container, and every connection to a resource manager used by an enterprise bean is obtained via the container. This managed execution environment allows the container to affect the enterprise bean's transaction management.

This does not imply that the container must interpose on every resource manager access performed by the enterprise bean. Typically, the container interposes only on the resource manager connection factory (e.g. a JDBC data source) JNDI look up by registering the container-specific implementation of the resource manager connection factory object. The resource manager connection factory object allows the container to obtain the `javax.transaction.xa.XAResource` interface as described in the Jakarta Transactions specification and pass it to the transaction manager. After the set up is done, the enterprise bean communicates with the resource manager without going through the container.

8.6.1. Bean-Managed Transaction Demarcation

This subsection defines the container's responsibilities for the transaction management of enterprise beans with bean-managed transaction demarcation.

Bean-managed transaction demarcation can be used with session and message-driven beans.

The container must manage client invocations to an enterprise bean instance with bean-managed transaction demarcation as follows. When a client invokes a business method via one of the enterprise bean's client views, the container suspends any transaction that may be associated with the client request. If there is a transaction associated with the instance (this would happen if a stateful session bean instance started the transaction in some previous business method), the container associates the method execution with this transaction. If there are interceptor methods associated with the bean instances, these actions are taken before the interceptor methods are invoked.

The container must make the `jakarta.transaction.UserTransaction` interface available to the enterprise bean's business method, message listener method, interceptor method, or timeout callback method via dependency injection into the enterprise bean class or interceptor class, through lookup via the `jakarta.ejb.EJBContext` interface, and in the JNDI naming context under `java:comp/UserTransaction`. When an instance uses the `jakarta.transaction.UserTransaction` interface to demarcate a transaction, the container must enlist all the resource managers used by the instance between the `begin` and `commit`—or `rollback`—methods with the transaction.^[49] When the instance attempts to commit the transaction, the container is responsible for the global coordination of the transaction commit.^[50]

In the case of a *stateful* session bean, it is possible that the business method or interceptor method that started a transaction completes without committing or rolling back the transaction. In such a case, the container must retain the association between the transaction and the instance across multiple client calls until the instance commits or rolls back the transaction. When the client invokes the next business method, the container must invoke the business method (and any applicable interceptor methods for the bean) in this transaction context.

If a *stateless* or *singleton* session bean instance starts a transaction in a business method or interceptor method, it must commit the transaction before the business method (or all its interceptor methods) returns. The container must detect the case in which a transaction was started, but not completed, in the business method or interceptor method for the business method, and handle it as follows:

- Log this as an application error to alert the System Administrator.
- Roll back the started transaction.
- If this a stateless session bean, discard the bean instance.^[51]
- Throw the `jakarta.ejb.EJBException`.^[52] If the Enterprise Beans 2.1 client view is used, the container should throw the `java.rmi.RemoteException` if the client is a remote client, and the `jakarta.ejb.EJBException` if the client is a local client.

If a message-driven bean instance starts a transaction in a message listener method or interceptor method, it must commit the transaction before the message listener method (or all its interceptor methods) returns. The container must detect the case in which a transaction was started, but not completed, in a message listener method or interceptor method for the message listener method, and handle it as follows:

- Log this as an application error to alert the System Administrator.
- Roll back the started transaction.

- Discard the instance of the message-driven bean.

If a session bean or message-driven bean instance starts a transaction in a timeout callback method, it must commit the transaction before the timeout callback method returns. The container must detect the case in which a transaction was started, but not completed, in a timeout callback method, and handle it as follows:

- Log this as an application error to alert the System Administrator.
- Roll back the started transaction.
- If this is a stateless session bean or message-driven bean, discard the instance of the bean.

The actions performed by the container for an instance with bean-managed transaction are summarized by the following table. T1 is a transaction associated with a client request, T2 is a transaction that is currently associated with the instance (i.e. a transaction that was started but not completed by a previous business method).

Table 5. Container's Actions for Methods of Beans with Bean-Managed Transaction

Client's transaction	Transaction currently associated with instance	Transaction associated with the method
none	none	none
T1	none	none
none	T2	T2
T1	T2	T2

The following items describe each entry in the table:

- If the client request is not associated with a transaction and the instance is not associated with a transaction, or if the bean is a message-driven bean, the container invokes the instance with an unspecified transaction context.
- If the client request is associated with a transaction T1, and the instance is not associated with a transaction, the container suspends the client's transaction association and invokes the method with an unspecified transaction context. The container resumes the client's transaction association (T1) when the method (together with any associated interceptor methods) completes. This case can never happen for a message-driven bean or for the invocation of a web service endpoint method of a session bean.
- If the client request is not associated with a transaction and the instance is already associated with a transaction T2, the container invokes the instance with the transaction that is associated with the instance (T2). This case can never happen for a stateless session bean, singleton session bean, or a message-driven bean: it can only happen for a stateful session bean.
- If the client is associated with a transaction T1, and the instance is already associated with a transaction T2, the container suspends the client's transaction association and invokes the method with the transaction context that is associated with the instance (T2). The container resumes the

client's transaction association (T1) when the method (together with any associated interceptor methods) completes. This case can never happen for a stateless session bean, singleton session bean, or a message-driven bean: it can only happen for a stateful session bean.

The container must allow the enterprise bean instance to serially perform several transactions in a method.

When an instance attempts to start a transaction using the `begin` method of the `jakarta.transaction.UserTransaction` interface while the instance has not committed the previous transaction, the container must throw the `jakarta.transaction.NotSupportedException` in the `begin` method.

The container must throw the `java.lang.IllegalStateException` if an instance of a bean with bean-managed transaction demarcation attempts to invoke the `setRollbackOnly` or `getRollbackOnly` method of the `jakarta.ejb.EJBContext` interface.

8.6.2. Container-Managed Transaction Demarcation for Session Beans

The container is responsible for providing the transaction demarcation for the session beans declared with container-managed transaction demarcation. For these enterprise beans, the container must demarcate transactions as specified by the transaction attribute values specified using metadata annotations in the bean class or specified in the deployment descriptor.

8.6.2.1. Session Synchronization Callbacks

If a session bean class implements the `jakarta.ejb.SessionSynchronization` interface or uses the session synchronization annotations, the container must invoke the `afterBegin`, `beforeCompletion`, and `afterCompletion` callbacks on the instance as part of the transaction commit protocol. If a stateful session bean's `PostConstruct`, `PreDestroy`, `PrePassivate` or `PostActivate` lifecycle callback interceptor methods are invoked in the scope of a transaction, session synchronization callbacks for such transactions are not called on the bean instance.

The container invokes the `afterBegin` method on an instance before it invokes the first business method in a transaction.

The container invokes the `beforeCompletion` method to give the enterprise bean instance the last chance to cause the transaction to rollback. The instance may cause the transaction to roll back by invoking the `EJBContext.setRollbackOnly` method.

The container invokes the `afterCompletion(boolean committed)` method after the completion of the transaction commit protocol to notify the enterprise bean instance of the transaction outcome.

8.6.3. Container-Managed Transaction Demarcation for Business Methods

The following subsections define the responsibilities of the container for managing the invocation of an enterprise bean business method when the method is invoked via the enterprise bean's business

interface (and/or home or component interface), no-interface view, or web service endpoint. The container's responsibilities depend on the value of the transaction attribute.

8.6.3.1. NOT_SUPPORTED

The container invokes an enterprise bean method whose transaction attribute is set to the **NOT_SUPPORTED** value with an unspecified transaction context.

If a client calls with a transaction context, the container suspends the association of the transaction context with the current thread before invoking the enterprise bean's business method. The container resumes the suspended association when the business method has completed. The suspended transaction context of the client is not passed to the resource managers or other enterprise bean objects that are invoked from the business method.

If the business method invokes other enterprise beans, the container passes no transaction context with the invocation.

Refer to [Handling of Methods that Run with "an unspecified transaction context"](#) for more details of how the container can implement this case.

8.6.3.2. REQUIRED

The container must invoke an enterprise bean method whose transaction attribute is set to the **REQUIRED** value with a valid transaction context.

If a client invokes the enterprise bean's method while the client is associated with a transaction context, the container invokes the enterprise bean's method in the client's transaction context, unless the method is an asynchronous method. The client's transaction context does not propagate with an asynchronous method invocation. The semantics of the **REQUIRED** transaction attribute for an asynchronous method are the same as **REQUIRES_NEW**.

If the client invokes the enterprise bean's method while the client is not associated with a transaction context, the container automatically starts a new transaction before delegating a method call to the enterprise bean business method. The container automatically enlists all the resource managers accessed by the business method with the transaction. If the business method invokes other enterprise beans, the container passes the transaction context with the invocation. The container attempts to commit the transaction when the business method has completed. The container performs the commit protocol before the method result is sent to the client.

8.6.3.3. SUPPORTS

The container invokes an enterprise bean method whose transaction attribute is set to **SUPPORTS** as follows.

- If the client calls with a transaction context, the container performs the same steps as described in the **REQUIRED** case.
- If the client calls without a transaction context, the container performs the same steps as described

in the `NOT_SUPPORTED` case.

The `SUPPORTS` transaction attribute must be used with caution. This is because of the different transactional semantics provided by the two possible modes of execution. Only the enterprise beans that will execute correctly in both modes should use the `SUPPORTS` transaction attribute.

8.6.3.4. `REQUIRES_NEW`

The container must invoke an enterprise bean method whose transaction attribute is set to `REQUIRES_NEW` with a new transaction context.

If the client invokes the enterprise bean's method while the client is not associated with a transaction context, the container automatically starts a new transaction before delegating a method call to the enterprise bean business method. The container automatically enlists all the resource managers accessed by the business method with the transaction. If the business method invokes other enterprise beans, the container passes the transaction context with the invocation. The container attempts to commit the transaction when the business method has completed. The container performs the commit protocol before the method result is sent to the client.

If a client calls with a transaction context, the container suspends the association of the transaction context with the current thread before starting the new transaction and invoking the business method. The container resumes the suspended transaction association after the business method and the new transaction have been completed.

8.6.3.5. `MANDATORY`

The container must invoke an enterprise bean method whose transaction attribute is set to `MANDATORY` in a client's transaction context. The client is required to call with a transaction context.

- If the client calls with a transaction context, the container performs the same steps as described in the `REQUIRED` case.
- If the client calls without a transaction context, the container throws the `jakarta.ejb.EJBTransactionRequiredException`.^[53] If the Enterprise Beans 2.1 client view is used, the container throws the `jakarta.transaction.TransactionRequiredException` exception if the client is a remote client, and the `jakarta.ejb.TransactionRequiredLocalException` if the client is a local client.

8.6.3.6. `NEVER`

The container invokes an enterprise bean method whose transaction attribute is set to `NEVER` without a transaction context defined by the Enterprise Beans specification. The client is required to call without a transaction context.

- If the client calls with a transaction context, the container throws the `jakarta.ejb.EJBException`.^[54] If the Enterprise Beans 2.1 client view is used, the container throws the `java.rmi.RemoteException` exception if the client is a remote client, and the `jakarta.ejb.EJBException` if the client is a local client.

- If the client calls without a transaction context, the container performs the same steps as described in the `NOT_SUPPORTED` case.

8.6.3.7. Transaction Attribute Summary

The following table provides a summary of the transaction context that the container passes to the business method and resource managers used by the business method, as a function of the transaction attribute and the client's transaction context. T1 is a transaction passed with the client request, while T2 is a transaction initiated by the container.

Table 6. Transaction Attribute Summary

Transaction attribute	Client's transaction	Transaction associated with business method	Transaction associated with resource managers
NOT_SUPPORTED	none	none	none
	T1	none	none
REQUIRED	none	T2	T2
	T1	T1 Note A	T1
SUPPORTS	none	none	none
	T1	T1	T1
REQUIRES_NEW	none	T2	T2
	T1	T2	T2
MANDATORY	none	error	N/A
	T1	T1	T1
NEVER	none	none	none
	T1	error	N/A

Notes:

[A] T2 if the method is an asynchronous method.

If the enterprise bean's business method invokes other enterprise beans via their business interfaces or home and component interfaces, the transaction indicated in the column "Transaction associated with business method" will be passed as part of the client context to the target enterprise bean.

See [Handling of Methods that Run with "an unspecified transaction context"](#) for how the container handles the "none" case in [Transaction Attribute Summary](#).

8.6.3.8. Handling of `setRollbackOnly` Method

The container must handle the `EJBContext.setRollbackOnly` method invoked from a business method executing with the `REQUIRED`, `REQUIRES_NEW`, or `MANDATORY` transaction attribute as follows:

- The container must ensure that the transaction will never commit. Typically, the container instructs the transaction manager to mark the transaction for rollback.
- If the container initiated the transaction immediately before dispatching the business method to the instance (as opposed to the transaction being inherited from the caller), the container must note that the instance has invoked the `setRollbackOnly` method. When the business method invocation completes, the container must roll back rather than commit the transaction. If the business method has returned normally or with an application exception, the container must pass the method result or the application exception to the client after the container performed the rollback.
- The container must throw the `java.lang.IllegalStateException` if the `EJBContext.setRollbackOnly` method is invoked from a business method executing with the `SUPPORTS`, `NOT_SUPPORTED`, or `NEVER` transaction attribute.

8.6.3.9. Handling of `getRollbackOnly` Method

The container must handle the `EJBContext.getRollbackOnly` method invoked from a business method executing with the `REQUIRED`, `REQUIRES_NEW`, or `MANDATORY` transaction attribute.

The container must throw the `java.lang.IllegalStateException` if the `EJBContext.getRollbackOnly` method is invoked from a business method executing with the `SUPPORTS`, `NOT_SUPPORTED`, or `NEVER` transaction attribute.

8.6.3.10. Handling of `getUserTransaction` Method

If an instance of an enterprise bean with container-managed transaction demarcation attempts to invoke the `getUserTransaction` method of the `EJBContext` interface, the container must throw the `java.lang.IllegalStateException`.

8.6.3.11. Timing of Return Value Marshalling with Regard to Transaction Boundaries

When demarcating a container-managed transaction for a business method invocation through a remote view or web service view, the container must complete the commit protocol before marshalling the return value.

8.6.4. Container-Managed Transaction Demarcation for Message-Driven Beans

The container is responsible for providing the transaction demarcation for the message-driven beans that the Bean Provider declared as with container-managed transaction demarcation. For these enterprise beans, the container must demarcate transactions as specified by annotations on the bean class or in the deployment descriptor. (See [Deployment Descriptor](#) for more information about the deployment descriptor.)

8.6.5. Container-Managed Transaction Demarcation for Message Listener Methods

The following subsections define the responsibilities of the container for managing the invocation of a message-driven bean's message listener method. The container's responsibilities depend on the value of the transaction attribute.

Only the `NOT_SUPPORTED` and `REQUIRED` transaction attributes may be used for message-driven bean message listener methods. The use of the other transaction attributes is not meaningful for message-driven bean message listener methods because there is no pre-existing client transaction context (`REQUIRES_NEW`, `SUPPORTS`) and no client to handle exceptions (`MANDATORY`, `NEVER`).

8.6.5.1. NOT_SUPPORTED

The container invokes a message-driven bean message listener method whose transaction attribute is set to `NOT_SUPPORTED` with an unspecified transaction context.

If the message listener method invokes other enterprise beans, the container passes no transaction context with the invocation.

8.6.5.2. REQUIRED

The container must invoke a message-driven bean message listener method whose transaction attribute is set to `REQUIRED` with a valid transaction context. The resource managers accessed by the message listener method within the transaction are enlisted with the transaction. If the message listener method invokes other enterprise beans, the container passes the transaction context with the invocation. The container attempts to commit the transaction when the message listener method has completed.

Messaging systems may differ in quality of service with regard to reliability and transactionality of the dequeuing of messages.

The requirement for Jakarta Messaging are as follows:

A transaction must be started before the dequeuing of the Jakarta Messaging message and, hence, before the invocation of the message-driven bean's `onMessage` method. The resource manager associated with the arriving message is enlisted with the transaction as well as all the resource managers accessed by the `onMessage` method within the transaction. If the `onMessage` method invokes other enterprise beans, the container passes the transaction context with the invocation. The transaction is committed when the `onMessage` method has completed. If the `onMessage` method does not successfully complete or the transaction is rolled back, message redelivery semantics apply.

8.6.5.3. Handling of `setRollbackOnly` Method

The container must handle the `EJBContext.setRollbackOnly` method invoked from a message listener method executing with the `REQUIRED` transaction attribute as follows:

- The container must ensure that the transaction will never commit. Typically, the container instructs the transaction manager to mark the transaction for rollback.
- The container must note that the instance has invoked the `setRollbackOnly` method. When the method invocation completes, the container must roll back rather than commit the transaction.

The container must throw and log the `java.lang.IllegalStateException` if the `EJBContext.setRollbackOnly` method is invoked from a message listener method executing with the `NotSupported` transaction attribute

8.6.5.4. Handling of `getRollbackOnly` Method

The container must handle the `EJBContext.getRollbackOnly()` method invoked from a message listener method executing with the `REQUIRED` transaction attribute.

The container must throw and log the `java.lang.IllegalStateException` if the `EJBContext.getRollbackOnly` method is invoked from a message listener method executing with the `NOT_SUPPORTED` transaction attribute.

8.6.5.5. Handling of `getUserTransaction` Method

If an instance of a message-driven bean with container-managed transaction demarcation attempts to invoke the `getUserTransaction` method of the `EJBContext` interface, the container must throw and log the `java.lang.IllegalStateException`.

8.6.6. Local Transaction Optimization

The container may use a local transaction optimization for enterprise beans whose metadata annotations or deployment descriptor indicates that connections to a resource manager are shareable (see [Declaration of Resource Manager Connection Factory References in Deployment Descriptor](#)). The container manages the use of the local transaction optimization transparently to the application.

The container may use the optimization for transactions initiated by the container for a bean with container-managed transaction demarcation and for transactions initiated by a bean with bean-managed transaction demarcation with the `UserTransaction` interface. The container cannot apply the optimization for transactions imported from a different container.

The use of local transaction optimization approach is discussed in [\[12\]](#) and [\[14\]](#).

8.6.7. Handling of Methods that Run with "an unspecified transaction context"

The term "an unspecified transaction context" is used in the Enterprise Beans specification to refer to the cases in which the Enterprise Beans architecture does not fully define the transaction semantics of

an enterprise bean method execution.

This includes the following cases:

- The execution of a method of an enterprise bean with container-managed transaction demarcation for which the value of the transaction attribute is `NOT_SUPPORTED`, `NEVER`, or `SUPPORTS`.
- The execution of a `PostConstruct` or `PreDestroy` callback method of a stateless session bean with container-managed transaction demarcation.^[55]
- The execution of a `PostConstruct` or `PreDestroy` callback method of a message-driven bean with container-managed transaction demarcation.^[56]

The Enterprise Beans specification does not prescribe how the container should manage the execution of a method with an unspecified transaction context—the transaction semantics are left to the container implementation. Some techniques for how the container may choose to implement the execution of a method with an unspecified transaction context are as follows (the list is not inclusive of all possible strategies):

- The container may execute the method and access the underlying resource managers without a transaction context.
- The container may treat each call of an instance to a resource manager as a single transaction (e.g. the container may set the auto-commit option on a JDBC connection).
- The container may merge multiple calls of an instance to a resource manager into a single transaction.
- The container may merge multiple calls of an instance to multiple resource managers into a single transaction.
- If an instance invokes methods on other enterprise beans, and the invoked methods are also designated to run with an unspecified transaction context, the container may merge the resource manager calls from the multiple instances into a single transaction.
- Any combination of the above.

Since the enterprise bean does not know which technique the container implements, the enterprise bean must be written conservatively not to rely on any particular container behavior.

A failure that occurs in the middle of the execution of a method that runs with an unspecified transaction context may leave the resource managers accessed from the method in an unpredictable state. The Enterprise Beans architecture does not define how the application should recover the resource managers' state after such a failure.

8.7. Access from Multiple Clients in the Same Transaction Context

This section describes a more complex distributed transaction scenario, and specifies the container's

behavior required for this scenario.

8.7.1. Transaction "Diamond" Scenario with an Entity Object

An entity object ^[57] may be accessed by multiple clients in the same transaction. For example, program A may start a transaction, call program B and program C in the transaction context, and then commit the transaction. If programs B and C access the same entity object, the topology of the transaction creates a diamond.

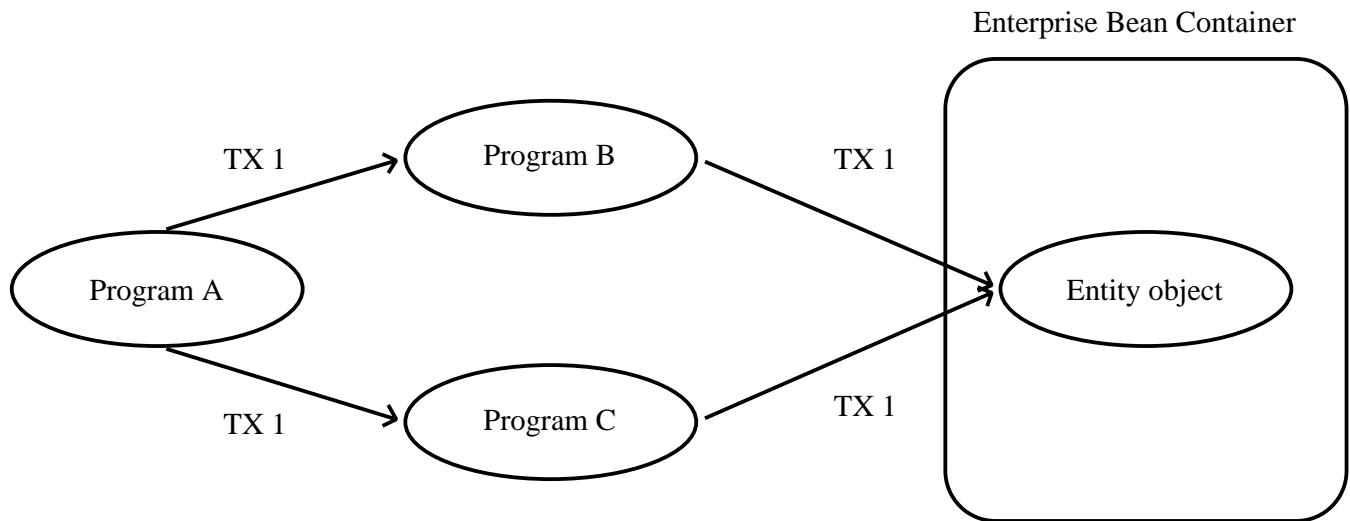


Figure 16. Transaction Diamond Scenario with Entity Object

An example (not realistic in practice) is a client program that tries to perform two purchases at two different stores within the same transaction. At each store, the program that is processing the client's purchase request debits the client's bank account.

It is difficult to implement an Enterprise Beans server that handles the case in which programs B and C access an entity object through different network paths. This case is challenging because many Enterprise Beans servers implement the Enterprise Beans container as a collection of multiple processes, running on the same or multiple machines. Each client is typically connected to a single process. If clients B and C connect to different Enterprise Beans container processes, and both B and C need to access the same entity object in the same transaction, the issue is how the container can make it possible for B and C to see a consistent state of the entity object within the same transaction. ^[58]

The above example illustrates a simple diamond. We use the term diamond to refer to any distributed transaction scenario in which an entity object is accessed in the same transaction through multiple network paths.

Note that in the diamond scenario the clients B and C access the entity object serially. Concurrent access to an entity object in the same transaction context would be considered an application programming error, and it would be handled in a container-specific way.

Note that the issue of handling diamonds is not unique to the Enterprise Beans architecture. This issue exists in all distributed transaction processing systems.

The following subsections define the responsibilities of the Enterprise Beans Roles when handling distributed transaction topologies that may lead to a diamond involving an entity object.

8.7.2. Container Provider’s Responsibilities

This subsection specifies the Enterprise Beans container’s responsibilities with respect to the diamond case involving an entity object.^[57]

The Enterprise Beans specification requires that the container provide support for local diamonds. In a local diamond, components A, B, C, and D are deployed in the same Enterprise Beans container.

The Enterprise Beans specification does not require an Enterprise Beans container to support distributed diamonds. In a distributed diamond, a target entity object is accessed from multiple clients in the same transaction through multiple network paths, and the clients (programs B and C) are not enterprise beans deployed in the same Enterprise Beans container as the target entity object.

If the Container Provider chooses not to support distributed diamonds, and if the container can detect that a client invocation would lead to a diamond, the container should throw the `jakarta.ejb.EJBException` (or `java.rmi.RemoteException` if the Enterprise Beans 2.1 remote client view is used).

8.7.3. Bean Provider’s Responsibilities

This subsection specifies the Bean Provider’s responsibilities with respect to the diamond case involving an entity object.^[57]

The diamond case is transparent to the Bean Provider—the Bean Provider does not have to code the enterprise bean differently for the bean to participate in a diamond. Any solution to the diamond problem implemented by the container is transparent to the bean and does not change the semantics of the bean.

8.7.4. Application Assembler and Deployer’s Responsibilities

This subsection specifies the Application Assembler and Deployer’s responsibilities with respect to the diamond case involving an entity object.^[57]

The Application Assembler and Deployer should be aware that distributed diamonds might occur. In general, the Application Assembler should try to avoid creating unnecessary distributed diamonds.

If a distributed diamond is necessary, the Deployer should advise the container (using a container-specific API) that an entity objects of the entity bean may be involved in distributed diamond scenarios.

8.7.5. Transaction Diamonds involving Session Objects

While it is illegal for two clients to access the same session object, it is possible for applications that use session beans to encounter the diamond case. For example, program A starts a transaction and then invokes two different session objects.

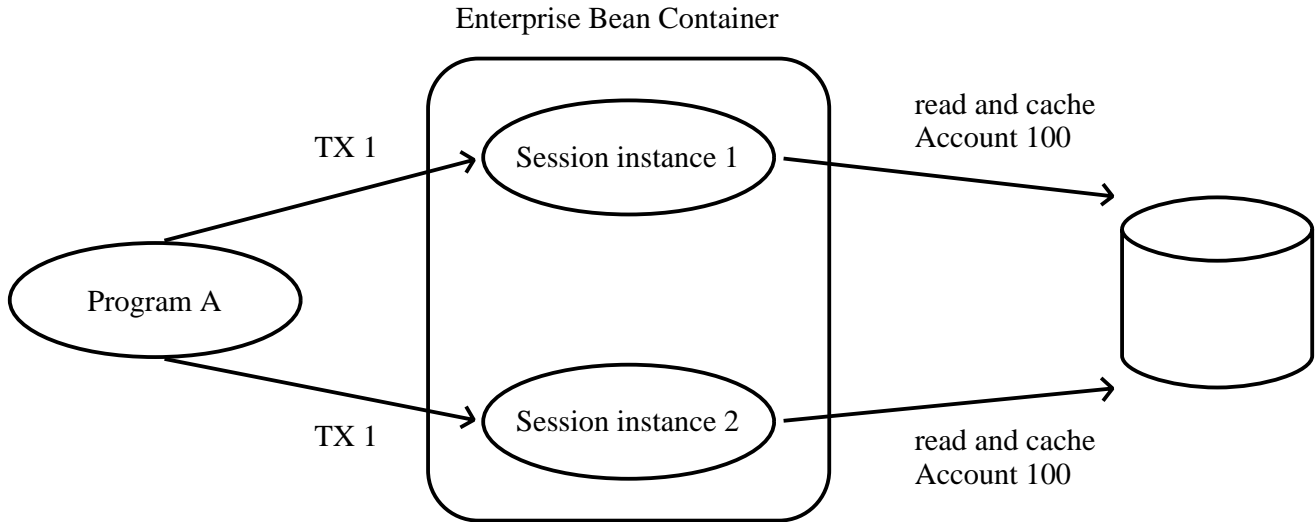


Figure 17. Transaction Diamond Scenario with a Session Bean

If the session bean instances cache the same data item (e.g. the current balance of Account 100) across method invocations in the same transaction, most likely the program is going to produce incorrect results.

The problem may exist regardless of whether the two session objects are the same or different session beans. The problem may exist (and may be harder to discover) if there are intermediate objects between the transaction initiator and the session objects that cache the data.

There are no requirements for the Container Provider because it is impossible for the container to detect this problem.

The Bean Provider and Application Assembler must avoid creating applications that would result in inconsistent caching of data in the same transaction by multiple session objects.

[41] Note that environment entries other than resources are specified with the `Resource` annotation and/or `resource-ref` deployment descriptor element as well.

[42] In this chapter we use the `TransactionAttribute` annotation values to refer to transaction attributes. The deployment descriptor may be used as an overriding mechanism or an alternative to the use of annotations.

[43] The use of the term "container" here encompasses both the container and the messaging provider. When the contracts outlined in [14] are used, it may be the messaging provider that starts the transaction.

[44] This restriction may be removed in a future release of this specification.

[45] However, use of Jakarta Persistence `EntityTransaction` interface is supported. See [2] for a discussion of resources used in Jakarta Persistence that may be "unaware" of the presence of Jakarta Transactions, and a description of the `EntityTransaction` interface and its use.

[46] Note that the Bean Provider must use the `pre-passivate` callback method here to close the connections and set the instance variables for the connection to null.

[47] `REQUIRED` is the default transaction attribute value for container managed transaction demarcation. The explicit specification of the transaction attribute is therefore not required in this example.

[48] If a stateful session bean's `PostConstruct`, `PreDestroy`, `PrePassivate` or `PostActivate` lifecycle callback interceptor methods are invoked in the scope of a transaction, `SessionSynchronization` callbacks for such transactions are not called on the bean instance.

[49] However, use of Jakarta Persistence `EntityTransaction` interface is supported. See [2] for a discussion of resources used in Jakarta Persistence that may be "unaware" of the presence of Jakarta Transactions, and a description of the `EntityTransaction` interface and its use.

[50] The container typically relies on a transaction manager that is part of the Enterprise Beans server to perform the two-phase commit across all the enlisted resource managers. If only a single resource manager is involved in the transaction and the deployment descriptor indicates that connection sharing may be used, the container may use the local transaction optimization. See [12] and [14] for further discussion.

[51] Note that if the bean is a singleton session bean, the instance must not be discarded unless the exception occurred in an `AroundConstruct`, `PostConstruct` or `PreDestroy` lifecycle interceptor method.

[52] If the business interface is a remote business interface that extends `java.rmi.Remote`, the `java.rmi.RemoteException` is thrown to the client instead.

[53] If the business interface is a remote business interface that extends `java.rmi.Remote`, the `jakarta.transaction.TransactionRequiredException` is thrown to the client instead.

[54] If the business interface is a remote business interface that extends `java.rmi.Remote`, the `java.rmi.RemoteException` is thrown to the client instead.

[55] See [Session Bean Component Contract](#).

[56] See [Message-Driven Bean Component Contract](#).

[57] Component contract and client view of entity beans are described in the Enterprise Beans Optional Features document [40].

[58] This diamond problem applies only to the case when B and C are in the same transaction.

Chapter 9. Exception Handling

9.1. Overview and Concepts

9.1.1. Application Exceptions

An *application exception* is an exception defined by the Bean Provider as part of the business logic of an application. *Application exceptions* are distinguished from *system exceptions* in this specification.

Enterprise bean business methods use application exceptions to inform the client of abnormal application-level conditions, such as unacceptable values of the input arguments to a business method. A client can typically recover from an application exception. Application exceptions are not intended for reporting system-level problems.

For example, the `Account` enterprise bean may throw an application exception to report that a debit operation cannot be performed because of an insufficient balance. The `Account` bean should not use an application exception to report, for example, the failure to obtain a database connection.

An application exception may be defined in the `throws` clause of a method of an enterprise bean's business interface, no-interface view, home interface, component interface, or web service endpoint, or of a message listener method.

An application exception class can either be a subclass (direct or indirect) of `java.lang.Exception` (i.e., a "checked exception"), or a subclass of the `java.lang.RuntimeException` (an "unchecked exception"). An application exception may not be a subclass of the `java.rmi.RemoteException`. The `java.rmi.RemoteException` and its subclasses are reserved for system exceptions.

The `jakarta.ejb.CreateException` and `jakarta.ejb.RemoveException` and subclasses thereof are considered to be application exceptions. These exceptions are used as standard application exceptions to report errors to the client from the create and remove methods of the `EJBHome` and/or `EJBLocalHome` interfaces of components written to the Enterprise Beans 2.1 client view. These exceptions are covered by the rules on application exceptions that are defined in this chapter.

9.1.2. Goals for Exception Handling

The Enterprise Beans specification for exception handling is designed to meet these high-level goals:

- An application exception thrown by an enterprise bean instance should be reported to the client precisely (i.e., the client gets the same exception).^[59]
- An application exception thrown by an enterprise bean instance should not automatically cause a client's transaction to be marked for rollback unless the application exception was defined to cause transaction rollback. The client should typically be given a chance to recover from an application exception.
- An unexpected exception that may have left the instance's state variables and/or underlying

persistent data in an inconsistent state can be handled safely.

9.2. Bean Provider's Responsibilities

This section describes the view and responsibilities of the Bean Provider with respect to exception handling.

9.2.1. Application Exceptions

The Bean Provider defines application exceptions. Application exception that is a checked exception is defined as such by being listed in the `throws` clause of a method on the bean's business interface, no-interface view, home interface, component interface, or web service endpoint. An application exception that is an unchecked exception is defined as an application exception by annotating it with the `ApplicationException` metadata annotation, or denoting it in the deployment descriptor with the `application-exception` element.

Because application exceptions are intended to be handled by the client, and not by the System Administrator, they should be used only for reporting business logic exceptions, not for reporting system level problems.

Certain messaging types may define application exceptions in their message listener interfaces. The resource adapter in use for the particular messaging type determines how the exception is processed. See [14].

The Bean Provider is responsible for throwing the appropriate application exception from the business method to report a business logic exception to the client.

An application exception does not automatically result in marking the transaction for rollback unless the `ApplicationException` annotation is applied to the exception class and is specified with the `rollback` element value `true` or the `application-exception` deployment descriptor element for the exception specifies the `rollback` element as `true`.^[60] The `rollback` subelement of the `application-exception` deployment descriptor element may be explicitly specified to override the `rollback` value specified or defaulted by the `ApplicationException` annotation.

The Bean Provider must do one of the following to ensure data integrity before throwing an application exception from an enterprise bean instance:

- Ensure that the instance is in a state such that a client's attempt to continue and/or commit the transaction does not result in loss of data integrity. For example, the instance throws an application exception indicating that the value of an input parameter was invalid before the instance performed any database updates.
- If the application exception is not specified to cause transaction rollback, mark the transaction for rollback using the `EJBContext.setRollbackOnly` method before throwing the application exception. Marking the transaction for rollback will ensure that the transaction can never commit.

The Bean Provider is also responsible for using the standard Enterprise Beans application exceptions (`jakarta.ejb.CreateException`, `jakarta.ejb.RemoveException`, `jakarta.ejb.FinderException`, and subclasses thereof) for beans written to the Enterprise Beans 2.1 and earlier client view as described in [Standard Application Exceptions for Entities in Container-Managed Persistence](#) and [Standard Application Exceptions for Entities in Bean-Managed Persistence](#).

Bean Providers may define subclasses of the standard Enterprise Beans application exceptions and throw instances of the subclasses in the enterprise bean methods. A subclass will typically provide more information to the client that catches the exception.

By default, designating an unchecked exception as an application exception also applies to subclasses of that exception. This inheritance behavior can be disabled by setting the `inherited` element of the `ApplicationException` annotation to `false` or by setting the `inherited` element of the `application-exception` deployment descriptor element to `false`.

Example:

```
@ApplicationException(rollback=true)
public class ExceptionA extends RuntimeException { ... }

public class ExceptionB extends ExceptionA { ... }

@ApplicationException(inherited=false, rollback=false)
public class ExceptionC extends ExceptionB { ... }

public class ExceptionD extends ExceptionC { ... }
```

`ExceptionA` is an application exception that causes the transaction to be marked for rollback.

`ExceptionB` is an application exception that causes the transaction to be marked for rollback.

`ExceptionC` is an application exception that does *not* cause the transaction to be marked for rollback.

`ExceptionD` is not an application exception.

9.2.2. System Exceptions

A system exception is an exception that is a `java.rmi.RemoteException` (or one of its subclasses) or a `RuntimeException` that is not an application exception.

This subsection describes how the Bean Provider should handle various system-level exceptions and errors that an enterprise bean instance may encounter during the execution of a session bean business method, a message-driven bean message listener method, an interceptor method, or a callback method (e.g. `ejbLoad`).

An enterprise bean business method, message listener method, business method interceptor method,

or lifecycle callback interceptor method may encounter various exceptions or errors that prevent the method from successfully completing. Typically, this happens because the exception or error is unexpected, or the exception is expected but the Bean Provider does not know how to recover from it. Examples of such exceptions and errors are: failure to obtain a database connection, JNDI exceptions, unexpected `RemoteException` from invocation of other enterprise beans,^[61] unexpected `RuntimeException`, JVM errors, and so on.

If the enterprise bean method encounters a system-level exception or error that does not allow the method to successfully complete, the method should throw a suitable non-application exception that is compatible with the method's `throws` clause. While the Enterprise Beans specification does not prescribe the exact usage of the exception, it encourages the Bean Provider to follow these guidelines:

- If the bean method encounters a system exception or error, it should simply propagate the error from the bean method to the container (i.e., the bean method does not have to catch the exception).
- If the bean method performs an operation that results in a checked exception^[62] that the bean method cannot recover, the bean method should throw the `jakarta.ejb.EJBException` that wraps the original exception.
- Any other unexpected error conditions should be reported using the `jakarta.ejb.EJBException`.

Note that the `jakarta.ejb.EJBException` is a subclass of the `java.lang.RuntimeException`, and therefore it does not have to be listed in the `throws` clauses of the business methods.

The container catches a non-application exception; logs it (which can result in alerting the System Administrator); and, unless the bean is a message-driven bean, throws the `jakarta.ejb.EJBException`^[63] or, if the web service client view is used, the `java.rmi.RemoteException`. If the Enterprise Beans 2.1 client view is used, the container throws the `java.rmi.RemoteException` (or subclass thereof) to the client if the client is a remote client, or throws the `jakarta.ejb.EJBException` (or subclass thereof) to the client if the client is a local client. In the case of a message-driven bean, the container logs the exception and then throws a `jakarta.ejb.EJBException` that wraps the original exception to the resource adapter. (See [14]).

The exception that is seen by the client is described in [Container Provider Responsibilities](#). It is determined both by the exception that is thrown by the container and/or bean and the client view.

The Bean Provider can rely on the container to perform the following tasks when catching a non-application exception:

- The transaction in which the bean method participated will be rolled back.
- Unless the bean is a singleton session bean, no other method will be invoked on an instance that threw a non-application exception.

This means that unless the bean is a singleton session bean, the Bean Provider does not have to perform any cleanup actions before throwing a non-application exception. It is the container that is responsible for the cleanup.

9.3. Container Provider Responsibilities

This section describes the responsibilities of the Container Provider for handling exceptions. The Enterprise Beans architecture specifies the container's behavior for the following exceptions:

- Exceptions from the business methods of session beans, including session bean business method interceptor methods.
- Exceptions from message-driven bean message listener methods and business method interceptor methods.
- Exceptions from timeout callback methods.
- Exceptions from other container-invoked callbacks on the enterprise bean.
- Exceptions from management of container-managed transaction demarcation.

9.3.1. Exceptions from a Session Bean's Business Interface Methods and No-Interface View Methods

[Handling of Exceptions Thrown by a Business Interface Method or No-interface View Method of a Bean with Container-Managed Transaction Demarcation](#) specifies how the container must handle the exceptions thrown by the methods of the business interface and no-interface view for beans with container-managed transaction demarcation, including the exceptions thrown by business method interceptor methods. The table specifies the container's action as a function of the condition under which the business method executes and the exception thrown by the method. The table also illustrates the exception that the client will receive and how the client can recover from the exception. ([Client's View of Exceptions](#) describes the client's view of exceptions in detail.) The notation "AppException" denotes an application exception.

Table 7. Handling of Exceptions Thrown by a Business Interface Method or No-interface View Method of a Bean with Container-Managed Transaction Demarcation

Method condition	Method exception	Container's action	Client's view
<p>Bean method runs in the context of the caller's transaction Note A. This case may happen with Required, Mandatory, and Supports attributes.</p>	AppException	<p>Re-throw AppException.</p> <p>Mark the transaction for rollback if the application exception is specified as causing rollback.</p>	<p>Receives AppException.</p> <p>Can attempt to continue computation in the transaction, and eventually commit the transaction unless the application exception is specified as causing rollback (the commit would also fail if the instance called <code>setRollbackOnly</code>).</p>
	all other exceptions and errors	<p>Log the exception or error Note B.</p> <p>Mark the transaction for rollback.</p> <p>Discard instance Note C.</p> <p>Throw <code>jakarta.ejb.EJBTransactionRolledbackException</code> to client. Note D</p>	<p>Receives <code>jakarta.ejb.EJBTransactionRolledbackException</code></p> <p>Continuing transaction is fruitless.</p>

Method condition	Method exception	Container's action	Client's view
<p>Bean method runs in the context of a transaction that the container started immediately before dispatching the business method. This case may happen with Required and RequiresNew attributes.</p>	<p>AppException</p>	<p>If the instance called setRollbackOnly(), then rollback the transaction, and re-throw AppException.</p> <p>If the application exception is specified as causing rollback, then rollback the transaction and then re-throw AppException.</p> <p>Otherwise, attempt to commit the transaction, and then re-throw AppException.</p>	<p>Receives AppException.</p> <p>If the client executes in a transaction, the client's transaction is not marked for rollback, and client can continue its work.</p>
	<p>all other exceptions</p>	<p>Log the exception or error.</p> <p>Rollback the container-started transaction.</p> <p>Discard instance.</p> <p>Throw EJBException to client. Note E</p>	<p>Receives EJBException.</p> <p>If the client executes in a transaction, the client's transaction may or may not be marked for rollback.</p>

Method condition	Method exception	Container's action	Client's view
Bean method runs with an unspecified transaction context. This case may happen with the <code>NotSupported</code> , <code>Never</code> , and <code>Supports</code> attributes.	<code>AppException</code>	Re-throw <code>AppException</code> .	Receives <code>AppException</code> . If the client executes in a transaction, the client's transaction is not marked for rollback, and client can continue its work.
	all other exceptions	Log the exception or error. Discard instance. Throw <code>EJBException</code> to client. Note F	Receives <code>EJBException</code> . If the client executes in a transaction, the client's transaction may or may not be marked for rollback.

Notes:

[A] The caller can be another enterprise bean or an arbitrary client program.

[B] *Log the exception or error* means that the container logs the exception or error so that the System Administrator is alerted of the problem.

[C] *Discard instance* means that the container must not invoke any business methods or container callbacks on the instance. Discarding does not apply if the bean is a singleton session bean.

[D] If the business interface is a remote business interface that extends `java.rmi.Remote`, the `jakarta.transaction.TransactionRolledbackException` is thrown to the client, which will receive this exception.

[E] If the business interface is a remote business interface that extends `java.rmi.Remote`, the `java.rmi.RemoteException` is thrown to the client, which will receive this exception.

[F] If the business interface is a remote business interface that extends `java.rmi.Remote`, the `java.rmi.RemoteException` is thrown to the client, which will receive this exception.

[Handling of Exceptions Thrown by a Business Interface Method or No-Interface View Method of a Session Bean with Bean-Managed Transaction Demarcation](#) specifies how the container must handle the exceptions thrown by the methods of the business interface or no-interface view for beans with bean-managed transaction demarcation, including the exceptions thrown by business method interceptor methods. The table specifies the container's action as a function of the condition under which the business interface method executes and the exception thrown by the method. The table also illustrates the exception that the client will receive and how the client can recover from the exception. ([Client's View of Exceptions](#) describes the client's view of exceptions in detail.)

Table 8. Handling of Exceptions Thrown by a Business Interface Method or No-Interface View Method of a Session Bean with Bean-Managed Transaction Demarcation

Bean method condition	Bean method exception	Container action	Client receives
Bean is a stateful, stateless, or singleton session bean.	AppException	Re-throw AppException	Receives AppException.
	all other exceptions	Log the exception or error. Rollback a transaction that has been started, but not yet completed, by the instance. Discard instance. Note A Throw <code>EJBException</code> to client. Note B	Receives <code>EJBException</code> .

Notes:

[A] Discarding does not apply if the bean is a singleton session bean.

[B] If the business interface is a remote business interface that extends `java.rmi.Remote`, the `java.rmi.RemoteException` is thrown to the client, which will receive this exception.

9.3.2. Exceptions from Method Invoked via Session Bean’s 2.1 Client View or through Web Service Client View

Business methods in this context are considered to be the methods defined in the enterprise bean’s home interface, component interface, or web service endpoint (including superinterfaces of these); and the following session bean methods: `ejbCreate<METHOD>`, `ejbRemove`, and `ejbHome<METHOD>` methods.

[Handling of Exceptions Thrown by Methods of Web Service Client View or Enterprise Beans 2.1 Client View of a Bean with Container-Managed Transaction Demarcation](#) specifies how the container must handle the exceptions thrown by the business methods for beans with container-managed transaction demarcation, including the exceptions thrown by business method interceptor methods. The table specifies the container’s action as a function of the condition under which the business method executes and the exception thrown by the business method. The table also illustrates the exception that the client will receive and how the client can recover from the exception. ([Client’s View of Exceptions](#) describes the client’s view of exceptions in detail.) The notation "AppException" denotes an application exception.

Table 9. Handling of Exceptions Thrown by Methods of Web Service Client View or Enterprise Beans 2.1 Client View of a Bean with Container-Managed Transaction Demarcation

Method condition	Method exception	Container's action	Client's view
<p>Bean method runs in the context of the caller's transaction Note A. This case may happen with Required, Mandatory, and Supports attributes.</p>	AppException	<p>Re-throw AppException</p> <p>Mark the transaction for rollback if the application exception is specified as causing rollback.</p>	<p>Receives AppException.</p> <p>Can attempt to continue computation in the transaction, and eventually commit the transaction unless the application exception is specified as causing rollback (the commit would also fail if the instance called setRollbackOnly).</p>
	all other exceptions and errors	<p>Log the exception or error Note B.</p> <p>Mark the transaction for rollback.</p> <p>Discard instance Note C.</p> <p>Throw jakarta.transaction.TransactionRolledbackException to remote client; throw jakarta.ejb.TransactionRolledbackLocalException to local client.</p>	<p>Receives jakarta.transaction.TransactionRolledbackException or jakarta.ejb.TransactionRolledbackLocalException</p> <p>Continuing transaction is fruitless.</p>

Method condition	Method exception	Container's action	Client's view
<p>Bean method runs in the context of a transaction that the container started immediately before dispatching the business method. This case may happen with <code>Required</code> and <code>RequiresNew</code> attributes.</p>	<p><code>AppException</code></p>	<p>If the instance called <code>setRollbackOnly()</code>, then rollback the transaction, and re-throw <code>AppException</code>.</p> <p>If the application exception is specified as causing rollback, then rollback the transaction and then re-throw <code>AppException</code>.</p> <p>Otherwise, attempt to commit the transaction, and then re-throw <code>AppException</code>.</p>	<p>Receives <code>AppException</code>.</p> <p>If the client executes in a transaction, the client's transaction is not marked for rollback, and client can continue its work.</p>
	<p>all other exceptions</p>	<p>Log the exception or error.</p> <p>Rollback the container-started transaction.</p> <p>Discard instance.</p> <p>Throw <code>RemoteException</code> to remote or web service client Note D; throw <code>EJBException</code> to local client.</p>	<p>Receives <code>RemoteException</code> or <code>EJBException</code>.</p> <p>If the client executes in a transaction, the client's transaction may or may not be marked for rollback.</p>

Method condition	Method exception	Container's action	Client's view
Bean method runs with an unspecified transaction context. This case may happen with the <code>NotSupported</code> , <code>Never</code> , and <code>Supports</code> attributes.	<code>AppException</code>	Re-throw <code>AppException</code> .	Receives <code>AppException</code> . If the client executes in a transaction, the client's transaction is not marked for rollback, and client can continue its work.
	all other exceptions	Log the exception or error. Discard instance. Throw <code>RemoteException</code> to remote or web service client; throw <code>EJBException</code> to local client.	Receives <code>RemoteException</code> or <code>EJBException</code> . If the client executes in a transaction, the client's transaction may or may not be marked for rollback.

Notes:

[A] The caller can be another enterprise bean or an arbitrary client program. This case is not applicable for methods of the web service endpoint.

[B] *Log the exception or error* means that the container logs the exception or error so that the System Administrator is alerted of the problem.

[C] *Discard instance* means that the container must not invoke any business methods or container callbacks on the instance. Discarding does not apply if the bean is a singleton session bean.

[D] Throw `RemoteException` to web service client means that the container maps the `RemoteException` to the appropriate SOAP fault. See [24].

[Handling of Exceptions Thrown by a Enterprise Beans 2.1 Client View Business Method of a Session Bean with Bean-Managed Transaction Demarcation](#) specifies how the container must handle the exceptions thrown by the business methods for beans with bean-managed transaction demarcation, including the exceptions thrown by business method interceptor methods. The table specifies the container's action as a function of the condition under which the business method executes and the exception thrown by the business method. The table also illustrates the exception that the client will receive and how the client can recover from the exception. ([Client's View of Exceptions](#) describes the client's view of exceptions in detail.)

Table 10. Handling of Exceptions Thrown by a Enterprise Beans 2.1 Client View Business Method of a Session Bean with Bean-Managed Transaction Demarcation

Bean method condition	Bean method exception	Container action	Client receives
Bean is a stateful, stateless, or singleton session bean.	AppException	Re-throw AppException	Receives AppException.
	all other exceptions	<p>Log the exception or error.</p> <p>Rollback a transaction that has been started, but not yet completed, by the instance.</p> <p>Discard instance. Note A</p> <p>Throw <code>RemoteException</code> to remote or web service client Note B; throw <code>EJBException</code> to local client.</p>	Receives <code>RemoteException</code> or <code>EJBException</code> .

Notes:

[A] Discarding does not apply if the bean is a singleton session bean.

[B] Throw `RemoteException` to web service client means that the container maps the `RemoteException` to the appropriate SOAP fault. See [\[24\]](#).

9.3.3. Exceptions from AroundConstruct, PostConstruct and PreDestroy Lifecycle Callbacks

[Handling of Exceptions Thrown by a PostConstruct or PreDestroy Method of a Stateful, Stateless, Singleton Session Bean or a Message-Driven Bean.](#) specifies how the container must handle the exceptions that escape interceptor chain for the `AroundConstruct`, `PostConstruct` and `PreDestroy` methods for session and message-driven beans.

Table 11. Handling of Exceptions Thrown by a PostConstruct or PreDestroy Method of a Stateful, Stateless, Singleton Session Bean or a Message-Driven Bean.

Bean method condition	Bean method exception	Container action
Bean is a stateful, stateless or singleton session bean, or a message-driven bean	system exceptions	<p>Log the exception or error.</p> <p>If the bean is a singleton or stateful session bean, rollback any container-started transaction.</p> <p>Discard instance.</p>

9.3.4. Exceptions from Message-Driven Bean Message Listener Methods

This section specifies the container’s handling of exceptions thrown from a message-driven bean’s message listener method.

[Handling of Exceptions Thrown by a Message Listener Method of a Message-Driven Bean with Container-Managed Transaction Demarcation](#), specifies how the container must handle the exceptions thrown by a message listener method of a message-driven bean with container-managed transaction demarcation, including the exceptions thrown by business method interceptor methods which intercept the invocation of message listener methods. The table specifies the container’s action as a function of the condition under which the method executes and the exception thrown by the method.

Table 12. Handling of Exceptions Thrown by a Message Listener Method of a Message-Driven Bean with Container-Managed Transaction Demarcation.

Method condition	Method exception	Container's action
Bean method runs in the context of a transaction that the container started immediately before dispatching the method. This case happens with Required attribute.	AppException	<p>Mark the transaction for rollback if the application exception is specified as causing rollback.</p> <p>If the instance called setRollbackOnly, rollback the transaction and re-throw AppException to resource adapter.</p> <p>Otherwise, attempt to commit the transaction unless the application exception is specified as causing rollback and re-throw AppException to resource adapter.</p>
	system exceptions	<p>Log the exception or error. Note A</p> <p>Rollback the container-started transaction.</p> <p>Discard instance. Note B</p> <p>Throw EJBException that wraps the original exception to resource adapter.</p>
Bean method runs with an unspecified transaction context. This case happens with the NotSupported attribute.	AppException	Re-throw AppException to resource adapter.
	system exceptions	<p>Log the exception or error.</p> <p>Discard instance.</p> <p>Throw EJBException that wraps the original exception to resource adapter</p>

Notes:

[A] *Log the exception or error* means that the container logs the exception or error so that the System Administrator is alerted of the problem.

[B] *Discard instance* means that the container must not invoke any methods on the instance.

[Handling of Exceptions Thrown by a Message Listener Method of a Message-Driven Bean with Bean-Managed Transaction Demarcation](#), specifies how the container must handle the exceptions thrown by a message listener method of a message-driven bean with bean-managed transaction demarcation. The table specifies the container’s action as a function of the condition under which the method executes and the exception thrown by the method.

Table 13. Handling of Exceptions Thrown by a Message Listener Method of a Message-Driven Bean with Bean-Managed Transaction Demarcation.

Bean method condition	Bean method exception	Container action
Bean is a message-driven bean	AppException	Re-throw AppException to resource adapter.
	system exceptions	Log the exception or error. Rollback a transaction that has been started, but not yet completed, by the instance. Discard instance. Throw <code>EJBException</code> that wraps the original exception to resource adapter.

9.3.5. Exceptions from an Enterprise Bean’s Timeout Callback Method

This section specifies the container’s handling of exceptions thrown from an enterprise bean’s timeout callback method.

[Handling of Exceptions Thrown by a Timeout Callback Method of an Enterprise Bean with Container-Managed Transaction Demarcation](#), and [Handling of Exceptions Thrown by a Timeout Callback Method of an Enterprise Bean with Bean-Managed Transaction Demarcation](#), specify how the container must handle the exceptions thrown by the timeout callback method of an enterprise bean. The timeout callback method does not throw application exceptions and cannot throw exceptions to the client.

Table 14. Handling of Exceptions Thrown by a Timeout Callback Method of an Enterprise Bean with Container-Managed Transaction Demarcation.

Method condition	Method exception	Container's action
Bean timeout callback method runs in the context of a transaction that the container started immediately before dispatching the method.	system exceptions	Log the exception or error. Note A Rollback the container-started transaction. Discard instance. Note B

Notes:

[A] *Log the exception or error* means that the container logs the exception or error so that the System Administrator is alerted of the problem.

[B] *Discard instance* means that the container must not invoke any methods on the instance. Discarding does not apply if the bean is a singleton session bean.

Table 15. Handling of Exceptions Thrown by a Timeout Callback Method of an Enterprise Bean with Bean-Managed Transaction Demarcation.

Method condition	Method exception	Container's action
The bean timeout callback method may make use of <code>UserTransaction</code> .	system exceptions	Log the exception or error. Note A Rollback a transaction that has been started, but not yet completed, by the instance. Discard instance. Note B

Notes:

[A] *Log the exception or error* means that the container logs the exception or error so that the System Administrator is alerted of the problem.

[B] *Discard instance* means that the container must not invoke any methods on the instance. Discarding does not apply if the bean is a singleton session bean.

9.3.6. Exceptions from Other Container-invoked Callbacks

This subsection specifies the container's handling of exceptions thrown from the other container-invoked callbacks on the enterprise bean. This subsection applies to the following callback methods:

- Dependency injection methods.
- The `PostActivate` and `PrePassivate` callback methods, and/or `ejbActivate`, `ejbPassivate`, and `setSessionContext` methods of the `SessionBean` interface.
- The `setMessageDrivenContext` method of the `MessageDrivenBean` interface.

-
- The `afterBegin`, `beforeCompletion` and `afterCompletion` session synchronization methods.

The container must handle all exceptions or errors from these methods as follows:

- Log the exception or error to bring the problem to the attention of the System Administrator.
- If the instance is in a transaction, mark the transaction for rollback.
- Discard the instance (i.e., the container must not invoke any business methods or container callbacks on the instance).
- If the exception or error happened during the processing of a client invoked method, throw the `jakarta.ejb.EJBException`.^[64] If the Enterprise Beans 2.1 client view or web service client view is used, throw the `java.rmi.RemoteException` to the client if the client is a remote client or throw the `jakarta.ejb.EJBException` to the client if the client is a local client. If the instance executed in the client's transaction, the container should throw the `jakarta.ejb.EJBTransactionRolledbackException`.^[65] If the Enterprise Beans 2.1 client view or web service client view is used, the container should throw the `jakarta.transaction.TransactionRolledbackException` to a remote client or the `jakarta.ejb.TransactionRolledbackLocalException` to a local client, because it provides more information to the client. (The client knows that it is fruitless to continue the transaction.)

9.3.7. Non-existing Stateful Session Object

If a client makes a call to a stateful session object that has been removed, the container should throw the `jakarta.ejb.NoSuchEJBException`.^[66] If the Enterprise Beans 2.1 client view is used, the container should throw the `java.rmi.NoSuchObjectException` (which is a subclass of `java.rmi.RemoteException`) to a remote client, or the `jakarta.ejb.NoSuchObjectLocalException` to a local client.

9.3.8. Exceptions from the Management of Container-Managed Transactions

The container is responsible for starting and committing the container-managed transactions, as described in [Container-Managed Transaction Demarcation for Business Methods](#). This subsection specifies how the container must deal with the exceptions that may be thrown by the transaction start and commit operations.

If the container fails to start or commit a container-managed transaction, the container must throw the `jakarta.ejb.EJBException`.^[67] If the web service client view or Enterprise Beans 2.1 client view is used, the container must throw the `java.rmi.RemoteException` to a remote or web service client and the `jakarta.ejb.EJBException` to a local client. In the case where the container fails to start or commit a container-managed transaction on behalf of a message-driven bean or a timeout callback method, the container must throw and log the `jakarta.ejb.EJBException`.

However, the container should not throw the `jakarta.ejb.EJBException` or `java.rmi.RemoteException` if the container performs a transaction rollback because the transaction has been marked for rollback and no `EJBException` or `RemoteException` would otherwise be thrown according to [Exceptions from a Session Bean's Business Interface Methods and No-Interface View Methods through Non-existing Stateful Session Object](#). In this case, the container must rollback the transaction and pass the business

method result or the application exception thrown by the business method to the client.

Note that some implementations of the container may retry a failed transaction transparently to the client and enterprise bean code. Such a container would throw the `jakarta.ejb.EJBException` or `java.rmi.RemoteException` or after a number of unsuccessful tries.

9.3.9. Release of Resources

When the container discards an instance because of a system exception, the container should release all the resources held by the instance that were acquired through the resource factories declared in the enterprise bean environment (See [Resource Manager Connection Factory References](#)).

Note: While the container should release the connections to the resource managers that the instance acquired through the resource factories declared in the enterprise bean environment, the container cannot, in general, release "unmanaged" resources that the instance may have acquired through the JDK APIs. For example, if the instance has opened a TCP/IP connection, most container implementations will not be able to release the connection. The connection will be eventually released by the JVM garbage collector mechanism.

9.3.10. Support for Deprecated Use of `java.rmi.RemoteException`

The Enterprise Beans 1.0 specification allowed the business methods, `ejbCreate`, `ejbPostCreate`, `ejbFind<METHOD>`, `ejbRemove`, and the container-invoked callbacks (i.e., the methods defined in the `SessionBean` and `SessionSynchronization` interfaces) implemented in the enterprise bean class to use the `java.rmi.RemoteException` to report non-application exceptions to the container.

This use of the `java.rmi.RemoteException` was deprecated in Enterprise Beans 1.1—enterprise beans written for the Enterprise Beans 1.1 specification should use the `jakarta.ejb.EJBException` instead, and enterprise beans written for the Enterprise Beans 2.0 or later specification must use the `jakarta.ejb.EJBException` instead.

The Enterprise Beans 1.1 and Enterprise Beans 2.0 or later specifications require that a container support the deprecated use of the `java.rmi.RemoteException`. The container should treat the `java.rmi.RemoteException` thrown by an enterprise bean method in the same way as it is specified for the `jakarta.ejb.EJBException`.

9.4. Client's View of Exceptions

This section describes the client's view of exceptions received from an enterprise bean invocation.

A client accesses an enterprise bean either through the enterprise bean's business interface (whether local or remote), through the enterprise bean's no-interface view, through the enterprise bean's remote home and remote component interfaces, through the enterprise bean's local home and local component interfaces, or through the enterprise bean's web service client view depending on whether the client is written to the Enterprise Beans 3.x API or earlier API and whether the client is a remote client, a local client, or a web service client.

The methods of the business interface typically do not throw the `java.rmi.RemoteException`, regardless of whether the interface is a remote or local interface.

The remote home interface and the remote component interface are Java RMI interfaces, and therefore the `throws` clauses of all their methods (including those inherited from superinterfaces) include the mandatory `java.rmi.RemoteException`. The `throws` clauses may include an arbitrary number of application exceptions.

The local home and local component interfaces are both Java local interfaces, and the `throws` clauses of all their methods (including those inherited from superinterfaces) must not include the `java.rmi.RemoteException`. The `throws` clauses may include an arbitrary number of application exceptions.

The no-interface view is a local view, and the `throws` clauses of all its methods must not include the `java.rmi.RemoteException`. The `throws` clauses may include an arbitrary number of application exceptions.

9.4.1. Application Exception

9.4.1.1. Local and Remote Clients

If a client program receives an application exception from an enterprise bean invocation, the client can continue calling the enterprise bean. An application exception does not result in the removal of the Enterprise Beans object.

Although the container does not automatically mark for rollback a transaction because of a thrown application exception, the transaction might have been marked for rollback by the enterprise bean instance before it threw the application exception or the application exception may have been specified to require the container to rollback the transaction. There are two ways to learn if a particular application exception results in transaction rollback or not:

- Statically. Programmers can check the documentation of the enterprise bean's client view interface. The Bean Provider may have specified (although he or she is not required to) the application exceptions for which the enterprise bean marks the transaction for rollback before throwing the exception.^[68]
- Dynamically. Clients that are enterprise beans with container-managed transaction demarcation can use the `getRollbackOnly` method of the `jakarta.ejb.EJBContext` object to learn if the current transaction has been marked for rollback; other clients may use the `getStatus` method of the `jakarta.transaction.UserTransaction` interface to obtain the transaction status.

9.4.1.2. Web Service Clients

If a stateless session bean throws an application exception from one of its web service methods, it is the responsibility of the container to map the exception to the SOAP fault specified in the WSDL that describes the port type that the stateless session bean implements. For Java clients, the exceptions received by the client are described by the mapping rules in [24].

9.4.2. `java.rmi.RemoteException` and `jakarta.ejb.EJBException`

As described above, a client receives the `jakarta.ejb.EJBException` or the `java.rmi.RemoteException` as an indication of a failure to invoke an enterprise bean method or to properly complete its invocation. The exception can be thrown by the container or by the communication subsystem between the client and the container.

If the client receives the `jakarta.ejb.EJBException` or the `java.rmi.RemoteException` exception from a method invocation, the client, in general, does not know if the enterprise bean's method has been completed or not.

If the client executes in the context of a transaction, the client's transaction may, or may not, have been marked for rollback by the communication subsystem or target bean's container.

For example, the transaction would be marked for rollback if the underlying transaction service or the target bean's container doubted the integrity of the data because the business method may have been partially completed. Partial completion could happen, for example, when the target bean's method returned with a `RuntimeException` exception, or if the remote server crashed in the middle of executing the business method.

The transaction may not necessarily be marked for rollback. This might occur, for example, when the communication subsystem on the client-side has not been able to send the request to the server.

When a client executing in a transaction context receives an `EJBException` or a `RemoteException` from an enterprise bean invocation, the client may use either of the following strategies to deal with the exception:

- Discontinue the transaction. If the client is the transaction originator, it may simply rollback its transaction. If the client is not the transaction originator, it can mark the transaction for rollback or perform an action that will cause a rollback. For example, if the client is an enterprise bean, the enterprise bean may throw a `RuntimeException` which will cause the container to rollback the transaction.
- Continue the transaction. The client may perform additional operations on the same or other enterprise beans, and eventually attempt to commit the transaction. If the transaction was marked for rollback at the time the `EJBException` or `RemoteException` was thrown to the client, the commit will fail.

If the client chooses to continue the transaction, the client can first inquire about the transaction status to avoid fruitless computation on a transaction that has been marked for rollback. A client that is an enterprise bean with container-managed transaction demarcation can use the `EJBContext.getRollbackOnly` method to test if the transaction has been marked for rollback; a client that is an enterprise bean with bean-managed transaction demarcation, and other client types, can use the `UserTransaction.getStatus` method to obtain the status of the transaction.

Some implementations of Enterprise Beans servers and containers may provide more detailed exception reporting by throwing an appropriate subclass of the `jakarta.ejb.EJBException` or

`java.rmi.RemoteException` to the client. The following subsections describe the several subclasses of the `jakarta.ejb.EJBException` and `java.rmi.RemoteException` that may be thrown by the container to give the client more information.

9.4.2.1. `jakarta.ejb.EJBTransactionRolledbackException`, `jakarta.ejb.TransactionRolledbackLocalException`, and `jakarta.transaction.TransactionRolledbackException`

The `jakarta.ejb.EJBTransactionRolledbackException` and `jakarta.ejb.TransactionRolledbackLocalException` are subclasses of the `jakarta.ejb.EJBException`. The `jakarta.transaction.TransactionRolledbackException` is a subclass of the `java.rmi.RemoteException`. It is defined in the Jakarta Transactions standard extension.

If a client receives one of these exceptions, the client knows for certain that the transaction has been marked for rollback. It would be fruitless for the client to continue the transaction because the transaction can never commit.

9.4.2.2. `jakarta.ejb.EJBTransactionRequiredException`, `jakarta.ejb.TransactionRequiredLocalException`, and `jakarta.transaction.TransactionRequiredException`

The `jakarta.ejb.EJBTransactionRequiredException` and `jakarta.ejb.TransactionRequiredLocalException` are subclasses of the `jakarta.ejb.EJBException`. The `jakarta.transaction.TransactionRequiredException` is a subclass of the `java.rmi.RemoteException`. It is defined in the Jakarta Transactions standard extension.

The `jakarta.ejb.EJBTransactionRequiredException`, `jakarta.ejb.TransactionRequiredLocalException`, or `jakarta.transaction.TransactionRequiredException` informs the client that the target enterprise bean must be invoked in a client's transaction, and that the client invoked the enterprise bean without a transaction context.

This error usually indicates that the application was not properly formed.

9.4.2.3. `jakarta.ejb.NoSuchEJBException`, `jakarta.ejb.NoSuchObjectLocalException`, and `java.rmi.NoSuchObjectException`

The `jakarta.ejb.NoSuchEJBException` is a subclass of the `jakarta.ejb.EJBException`. It is thrown to the client of a session bean's business interface if a local business method cannot complete because the Enterprise Beans object no longer exists.

The `jakarta.ejb.NoSuchObjectLocalException` and the `java.rmi.NoSuchObjectException` apply to the business methods of the Enterprise Beans 2.1 local and remote client views respectively.

The `jakarta.ejb.NoSuchObjectLocalException` is a subclass of the `jakarta.ejb.EJBException`. It is thrown to the client if a local business method cannot complete because the Enterprise Beans object no longer exists.

The `java.rmi.NoSuchObjectException` is a subclass of the `java.rmi.RemoteException`. It is thrown to the client if a remote business method cannot complete because the Enterprise Beans object no longer exists.

9.5. System Administrator's Responsibilities

The System Administrator is responsible for monitoring the log of the non-application exceptions and errors logged by the container, and for taking actions to correct the problems that caused these exceptions and errors.

[59] This may not be the case where web services protocols are used. See [24].

[60] If a transaction had been marked for rollback, the value of the rollback element has no effect.

[61] Note that the enterprise bean business method may attempt to recover from a `RemoteException`. The text in this subsection applies only to the case when the business method does not wish to recover from the `RemoteException`.

[62] A checked exception is one that is not a subclass of `java.lang.RuntimeException`.

[63] If the business interface is a remote business interface that extends `java.rmi.Remote`, the `java.rmi.RemoteException` is thrown to the client instead.

[64] If the business interface is a remote business interface that extends `java.rmi.Remote`, the `java.rmi.RemoteException` is thrown to the client instead.

[65] If the business interface is a remote business interface that extends `java.rmi.Remote`, the `jakarta.transaction.TransactionRolledbackException` is thrown to the client instead.

[66] If the business interface is a remote business interface that extends `java.rmi.Remote`, the `java.rmi.NoSuchObjectException` is thrown to the client instead.

[67] If the business interface is a remote business interface that extends `java.rmi.Remote`, the `java.rmi.RemoteException` is thrown to the client instead.

[68] If a transaction had been marked for rollback, the setting on the application exception has no effect.

Chapter 10. Support for Distributed Interoperability

This chapter describes the interoperability support for accessing an enterprise bean through the Enterprise Beans 2.1 remote client view from clients distributed over a network, and the distributed interoperability requirements for invocations on enterprise beans from remote clients that are Jakarta EE Platform components. Distributed Interoperability is not defined for the Enterprise Beans 3.x remote client view.

10.1. Support for Distribution

The remote home and remote component interfaces of an enterprise bean's remote client view are defined as Java™ RMI [6] interfaces. This allows the container to implement the remote home and remote component interfaces as *distributed objects*. A client using the remote home and remote component interfaces can reside on a different machine than the enterprise bean (location transparency), and the object references of the remote home and remote component interfaces can be passed over the network to other applications.

The Enterprise Beans specification further constrains the Java RMI types that can be used by enterprise beans to be legal RMI-IIOP types [10]. This makes it possible for Enterprise Beans container implementors to use RMI-IIOP as the object distribution protocol.

10.1.1. Client-Side Objects in a Distributed Environment

When the RMI-IIOP protocol or similar distribution protocols are used, the remote client communicates with the enterprise bean using stubs for the server-side objects. The stubs implement the remote home and remote component interfaces.

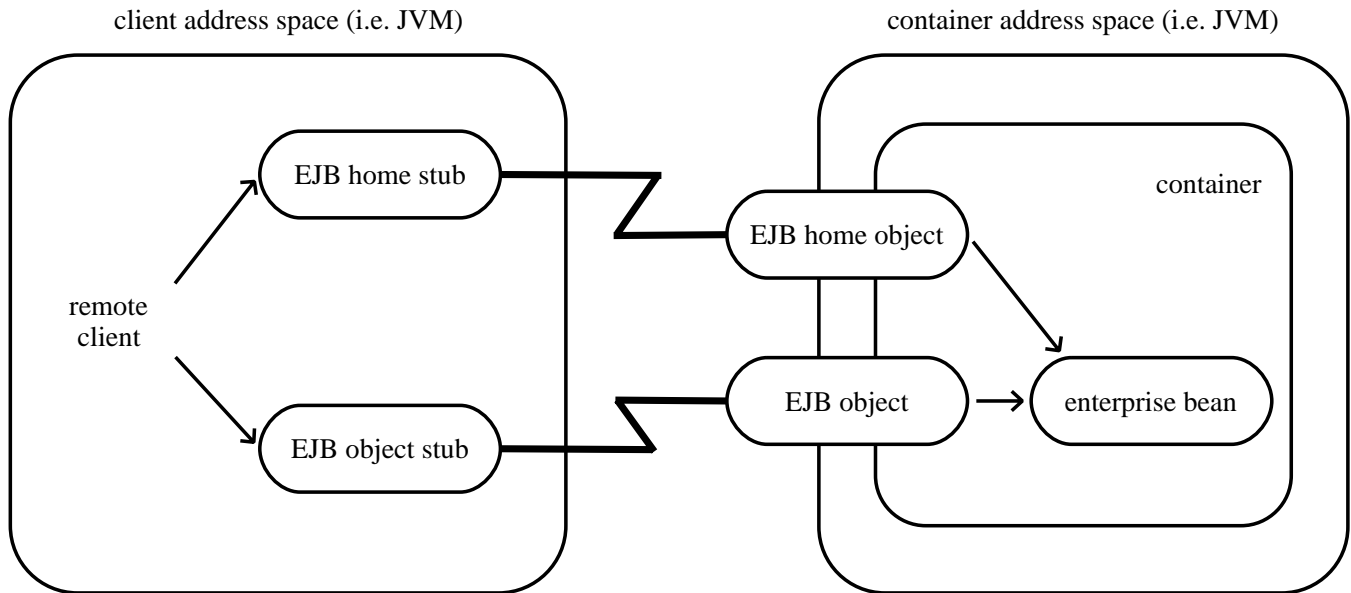


Figure 18. Location of Enterprise Beans Client Stubs.

The communication stubs used on the client side are artifacts generated at the enterprise bean's deployment time by the Container Provider's tools. The stubs used on the client are specific to the wire protocol used for the remote invocation.

10.2. Interoperability Overview

Session beans and entity ^[69] beans that are deployed in one vendor's server product may need to be accessed from Jakarta EE client components that are deployed in another vendor's product through the remote client view. Enterprise Beans defines a standard interoperability protocol based on CORBA/IIOP to address this need.

The interoperability protocols described here must be supported by compatible Enterprise Beans products. Additional vendor-specific protocols may also be supported.

[Heterogeneous Enterprise Beans Environment](#) shows a heterogeneous environment that includes systems from several vendors to illustrate the interoperability enabled by Enterprise Beans.

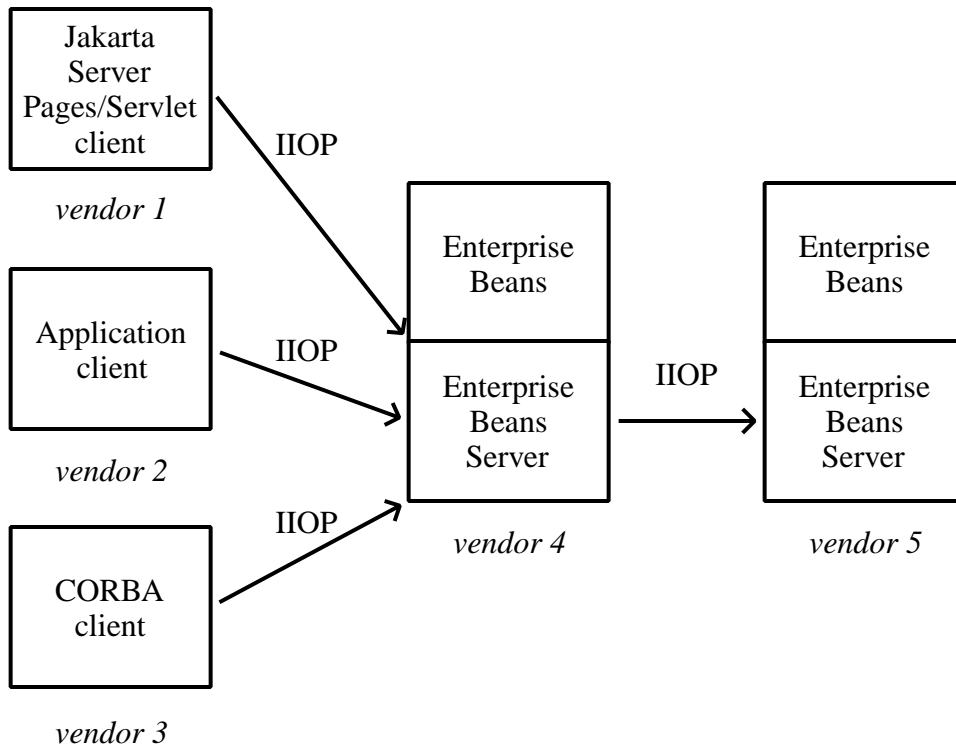


Figure 19. Heterogeneous Enterprise Beans Environment

The following sections in this chapter

- describe the goals for Enterprise Beans invocation interoperability
- provide illustrative scenarios
- describe the interoperability requirements for remote invocations, transactions, naming, and security.

10.2.1. Interoperability Goals

The goals of the interoperability requirements specified in this chapter are as follows:

- To allow clients in one application deployed in Jakarta EE containers from one Server Provider to access services from session and entity ^[69] beans in another application that is deployed in an Enterprise Beans container from a different Server Provider. For example, web components (Jakarta Server Pages and servlets) that are deployed on a Jakarta EE compliant web server provided by one Server Provider must be able to invoke the business methods of enterprise beans that are deployed on a Jakarta EE compliant Enterprise Beans server from another Server Provider.
- To achieve interoperability without any new requirements on the Jakarta EE application developer.
- To ensure out-of-the-box interoperability between compliant Jakarta EE products. It must be possible for an enterprise customer to install multiple Jakarta EE server products from different Server Providers (on potentially different operating systems), deploy applications in the Jakarta EE servers, and have the multiple applications interoperate.

-
- To leverage the interoperability work done by standards bodies (including the IETF, W3C, and OMG) where possible, so that customers can work with industry standards and use standard protocols to access enterprise beans.

This specification does not address interoperability issues between enterprise beans and non-Jakarta-EE components. The Jakarta EE platform specification [12] and Jakarta XML Web Services specification [31] describe requirements for interoperability with Internet clients (using HTTP and XML) and interoperability with enterprise information systems (using Jakarta Connectors [14]).

Since the interoperability protocol described here is based on CORBA/IIOP, CORBA clients written in Java, C++, or other languages can also invoke methods on enterprise beans.

This chapter subsumes the previous Enterprise Beans 1.1-to-CORBA mapping document [15].

10.3. Interoperability Scenarios

This section presents a number of interoperability scenarios that motivate the interoperability mechanisms described in later sections of this chapter. These scenarios are illustrative rather than prescriptive. This section does not specify requirements for a Jakarta EE product to support these scenarios in exactly the manner described here.

Jakarta EE applications are multi-tier, web-enabled applications. Each application consists of one or more components, which are deployed in containers. The four types of containers are:

- Enterprise Beans containers, which host enterprise beans.
- Web containers, which host Jakarta Server Pages and servlet components as well as static documents, including HTML pages.
- Application client containers, which host standalone applications.
- Applet containers, which host applets which may be downloaded from a web site. At this time, there is no requirement for an applet to be able to directly invoke the remote methods of enterprise beans.

The scenarios below describe interactions between components hosted in these various container types.

10.3.1. Interactions Between Web Containers and Enterprise Beans Containers for E-Commerce Applications

This scenario occurs for business-to-business and business-to-consumer interactions over the Internet.

***Scenario 1:** A customer wants to buy a book from an Internet bookstore. The bookstore's web site consists of a Jakarta EE application containing Jakarta Server Pages that form the presentation layer, and another Jakarta EE application containing enterprise beans that have the business logic and database access code. The Jakarta Server Pages and enterprise beans are deployed in containers from different vendors.*

At deployment time: The enterprise beans are deployed, and their EJBHome objects are published in the Enterprise Beans server's name service. The Deployer links the Enterprise Beans reference in the Jakarta Server Page's deployment descriptor to the URL of the enterprise bean's EJBHome object, which can be looked up from the name service. The transaction attribute specified in the enterprise bean's deployment descriptor is `RequiresNew` for all business methods. Because the "checkout" Jakarta Server Page requires secure access to set up payments for purchases, the bookstore's administrator configures the "checkout" Jakarta Server Page to require access over HTTPS with only server authentication. Customer authentication is done using form-based login. The "book search" Jakarta Server Page is accessed over normal HTTP. Both Jakarta Server Pages talk with enterprise beans that access the book database. The web and Enterprise Beans containers use the same customer realm and have a trust relationship with each other. The network between the web and Enterprise Beans servers is not guaranteed to be secure from attacks.

At runtime: The customer accesses the book search Jakarta Server Pages using a browser. The Jakarta Server Pages looks up the enterprise bean's EJBHome object in a name service, and calls `findBooks(...)` with the search criteria as parameters. The web container establishes a secure session with the Enterprise Beans container with mutual authentication between the containers, and invokes the enterprise bean. The customer then decides to buy a book, and accesses the "checkout" Jakarta Server Pages. The customer enters the necessary information in the login form, which is used by the web server to authenticate the customer. The Jakarta Server Pages invokes the enterprise bean to update the book and customer databases. The customer's principal is propagated to the Enterprise Beans container and used for authorization checks. The enterprise bean completes the updates and commits the transaction. The Jakarta Server Pages sends back a confirmation page to the customer.

10.3.2. Interactions Between Application Client Containers and Enterprise Beans Containers Within an Enterprise's Intranet

Scenario 2.1: An enterprise has an expense accounting application used by employees from their desktops. The server-side consists of a Jakarta EE application containing enterprise beans that are deployed on one vendor's Jakarta EE product, which is hosted in a datacenter. The client side consists of another Jakarta EE application containing an application client deployed using another vendor's Jakarta EE infrastructure. The network between the application client and the Enterprise Beans container is insecure and needs to be protected against spoofing and other attacks.

At deployment time: The enterprise beans are deployed and their EJBHome objects are published in the enterprise's name service. The application clients are configured with the names of the EJBHome objects. The Deployer maps employees to roles that are allowed access to the enterprise beans. The System Administrator configures the security settings of the application client and Enterprise Beans container to use client and server authentication and message protection. The System Administrator also does the necessary client-side configuration to allow client authentication.

At runtime: The employee logs on using username and password. The application client container may interact with the enterprise's authentication service infrastructure to set up the employee's credentials. The client application does a remote invocation to the name server to look up the enterprise bean's EJBHome object, and creates the enterprise beans. The application client container uses a secure

transport protocol to interact with the name server and Enterprise Beans server, which does mutual authentication and also guarantees the confidentiality and integrity of messages. The employee then enters the expense information and submits it. This causes remote business methods of the enterprise beans to be invoked. The Enterprise Beans container performs authorization checks and, if they succeed, executes the business methods.

Scenario 2.2: This is the same as Scenario 2.1, except that there is no client-side authentication infrastructure set up by the System Administrator which can authenticate at the transport protocol layer. At runtime the client container needs to send the user's password to the server during the method invocation to authenticate the employee.

10.3.3. Interactions Between Two Enterprise Beans Containers in an Enterprise's Intranet

Scenario 3: An enterprise has an expense accounting application which needs to communicate with a payroll application. The applications use enterprise beans and are deployed on Jakarta EE servers from different vendors. The Jakarta EE servers and naming/authentication services may be in the enterprise's datacenter with a physically secure private network between them, or they may need to communicate across the intranet, which may be less secure. The applications need to update accounts and payroll databases. The employee (client) accesses the expense accounting application as described in Scenario 2.

At deployment time: The Deployer configures both applications with the appropriate database resources. The accounts application is configured with the name of the EJBHome object of the payroll application. The payroll bean's deployment descriptor specifies the `RequiresNew` transaction attribute for all methods. The applications use the same principal-to-role mappings (e.g. the roles may be `Employee`, `PayrollDept`, `AccountsDept`). The Deployer of these two applications has administratively set up a trust relationship between the two Enterprise Beans containers, so that the containers do not need to authenticate principals propagated on calls to enterprise beans from the other container. The System Administrator also sets up the message protection parameters of the two containers if the network is not physically secure.

At runtime: An employee makes a request to the accounts application which requires it to access the payroll application. The accounts application does a lookup of the payroll application's EJBHome object in the naming/directory service and creates enterprise beans. It updates the accounts database and invokes a remote method of the payroll bean. The accounts bean's container propagates the employee's principal on the method call. The payroll bean's container maps the propagated employee principal to a role, does authorization checks, and sets up the payroll bean's transaction context. The container starts a new transaction, then the payroll bean updates the payroll database, and the container commits the transaction. The accounts bean receives a status reply from the payroll bean. If an error occurs in the payroll bean, the accounts bean executes code to recover from the error and restore the databases to a consistent state.

10.3.4. Intranet Application Interactions Between Web Containers and Enterprise Beans Containers

Scenario 4: This is the same as scenario 2.1, except that instead of using a "fat-client" desktop application to access the enterprise's expense accounting application, employees use a web browser and connect to a web server in the intranet that hosts Jakarta Server Pages. The Jakarta Server Pages gather input from the user (e.g., through an HTML form), invoke enterprise beans that contain the actual business logic, and format the results returned by the enterprise beans (using HTML).

At deployment time: The enterprise Deployer configures its expense accounting Jakarta Server Pages to require access over HTTPS with mutual authentication. The web and Enterprise Beans containers use the same customer realm and have a trust relationship with each other.

At run-time: The employee logs in to the client desktop, starts the browser, and accesses the expense accounting Jakarta Server Page. The browser establishes an HTTPS session with the web server. Client authentication is performed (for example) using the employee's credentials which have been established by the operating system at login time (the browser interacts with the operating system to obtain the employee's credentials). The Jakarta Server Page looks up the enterprise bean's EJBHome object in a name service. The web container establishes a secure session with the Enterprise Beans container with mutual authentication and integrity/confidentiality protection between the containers, and invokes methods on the enterprise beans.

10.4. Overview of Interoperability Requirements

The interoperability requirements used to support the above scenarios are:

1. Remote method invocation on an enterprise bean's EJBObject and EJBHome object references (scenarios 1,2,3,4), described in [Remote Invocation Interoperability](#).
2. Name service lookup of the enterprise bean's EJBHome object (scenarios 1,2,3,4), described in [Naming Interoperability](#).
3. Integrity and confidentiality protection of messages (scenarios 1,2,3,4), described in [Security Interoperability](#).
4. Authentication between an application client and Enterprise Beans container (described in [Security Interoperability](#)):
 - a. Mutual authentication at the transport protocol layer when there is client-side authentication infrastructure such as certificates (scenario 2.1).
 - b. Transfer of the user's authentication data from application client to Enterprise Beans container to allow the Enterprise Beans container to authenticate the client when there is no client-side authentication infrastructure (scenario 2.2).
5. Mutual authentication between two Enterprise Beans containers or between a web and Enterprise Beans container to establish trust before principals are propagated (scenarios 1,3,4), described in [Security Interoperability](#).

-
6. Propagation of the Internet or intranet user's principal name for invocations on enterprise beans from web or Enterprise Beans containers when the client and server containers have a trust relationship (scenarios 1,3,4), described in [Security Interoperability](#).

Enterprise Beans, web, and application client containers must support the above requirements separately as well as in combinations.

10.5. Remote Invocation Interoperability

This section describes the interoperability mechanisms that enable remote invocations on EJBObject and EJBHome object references when client containers and Enterprise Beans containers are provided by different vendors. This is needed to satisfy interoperability requirement (1) in [Overview of Interoperability Requirements](#).

All Enterprise Beans, web, and application client containers must support the IIOP 1.2 protocol for remote invocations on EJBObject and EJBHome references. Enterprise Beans containers must be capable of servicing IIOP 1.2 based invocations on EJBObject and EJBHome objects. IIOP 1.2 is part of the CORBA 2.3.1 specification [16] from the OMG.^[70] Containers may additionally support vendor-specific protocols.

CORBA Interoperable Object References (IORs) for EJBObject and EJBHome object references must include the GIOP version number 1.2. The IIOP infrastructure in all Jakarta EE containers must be able to accept fragmented GIOP messages, although sending fragmented messages is optional. Bidirectional GIOP messages may optionally be supported by Jakarta EE clients and servers: if a Jakarta EE server receives an IIOP message from a client which contains the `BiDirIIOPServiceContext` structure, it may or may not use the same connection for sending requests back to the client.

Since Java applications use Unicode characters by default, Jakarta EE containers are required to support the Unicode UTF16 code set for transmission of character and string data (in the IDL `wchar` and `wstring` datatypes). Jakarta EE containers may optionally support additional code sets. EJBObject and EJBHome IORs must have the `TAG_CODE_SETS` tagged component which declares the codesets supported by the Enterprise Beans container. IIOP messages which include `wchar` and `wstring` datatypes must have the code sets service context field. The CORBA 2.3.1 requirements for code set support must be followed by Jakarta EE containers.

Enterprise Beans containers are required to translate Java types to their on-the-wire representation in IIOP messages using the Java Language to IDL mapping specification [10] with the wire formats for IDL types as described in the GIOP specification in CORBA 2.3. The following subsections describe the mapping details for Java types.

10.5.1. Mapping Java Remote Interfaces to IDL

The Java Language to IDL Mapping specification [10] describes precisely how the remote home and remote component interfaces of a session bean or an entity bean^[71] are mapped to IDL. This mapping to IDL is typically implicit when Java RMI over IIOP is used to invoke enterprise beans. Jakarta EE

clients use only the Java RMI APIs to invoke enterprise beans. The client container may use the CORBA portable Stub APIs for the client-side stubs. Enterprise Beans containers may create CORBA Tie objects for each EJBObject or EJBHome object.

10.5.2. Mapping Value Objects to IDL

The Java interfaces that are passed by value during remote invocations on enterprise beans are `jakarta.ejb.Handle`, `jakarta.ejb.HomeHandle`, and `jakarta.ejb.EJBMetaData`. There may also be application-specific value types that are passed as parameters or return values on enterprise bean invocations. In addition, several Java exception classes that are thrown by remote methods also result in concrete IDL value types. All these value types are mapped to IDL abstract value types or abstract interfaces using the rules in the Java Language to IDL Mapping.

10.5.3. Mapping of System Exceptions

Java system exceptions, including the `java.rmi.RemoteException` and its subclasses, may be thrown by the Enterprise Beans container. If the client's invocation was made over IIOP, the Enterprise Beans server is required to map these exceptions to CORBA system exceptions and send them in the IIOP reply message to the client, as specified in the following table

System exception thrown by Enterprise Beans container	CORBA system exception received by client ORB
<code>jakarta.transaction.TransactionRolledbackException</code>	<code>TRANSACTION_ROLLEDBACK</code>
<code>jakarta.transaction.TransactionRequiredException</code>	<code>TRANSACTION_REQUIRED</code>
<code>jakarta.transaction.InvalidTransactionException</code>	<code>INVALID_TRANSACTION</code>
<code>java.rmi.NoSuchObjectException</code>	<code>OBJECT_NOT_EXIST</code>
<code>java.rmi.AccessException</code>	<code>NO_PERMISSION</code>
<code>java.rmi.MarshalException</code>	<code>MARSHAL</code>
<code>java.rmi.RemoteException</code>	<code>UNKNOWN</code>

For Enterprise Beans clients, the ORB's unmarshaling machinery maps CORBA system exceptions received in the IIOP reply message to the appropriate Java exception as specified in the Java Language to IDL mapping. This results in the original Java exception being received by the client Jakarta EE component.

10.5.4. Obtaining Stub and Client View Classes

When a Jakarta EE component (application client, Jakarta Server Page, servlet or enterprise bean) receives a reference to an EJBObject or EJBHome object through JNDI lookup or as a parameter or return value of an invocation on an enterprise bean, an instance of an RMI-IIOP stub class (proxy) for

the enterprise bean's remote home or remote RMI interface needs to be created. When a component receives a value object as a parameter or return value of an enterprise bean invocation, an instance of the value class needs to be created. The stub class, value class, and other client view classes must be available to the referencing container (the container hosting the component that receives the reference or value type).

The client view classes, including application value classes, must be packaged with the referencing component's application, as described in [Packaging Requirements](#).

Stubs for invoking on EJBHome and EJBObject references must be provided by the referencing container, for example, by generating stub classes at deployment time for the EJBHome and EJBObject interfaces of the referenced beans that are packaged with the referencing component's application. Stub classes may or may not follow the standard RMI-IIOP portable stub architecture.

Containers may optionally support run-time downloading of stub and value classes needed by the referencing container. The CORBA 2.3.1 specification and the Java Language to IDL Mapping specify how stub and value type implementations are to be downloaded: using codebase URLs that are either embedded in the EJBObject or EJBHome's IOR, or sent in the IIOP message service context, or marshalled with the value type. The URLs for downloading may optionally include an HTTPS URL for secure downloading.

10.5.5. System Value Classes

System value classes are serializable value classes implementing the `jakarta.ejb.Handle`, `jakarta.ejb.HomeHandle`, `jakarta.ejb.EJBMetaData`, `java.util.Enumeration`, `java.util.Collection`, and `java.util.Iterator` interfaces. These value classes are provided by the Enterprise Beans container vendor. They must be provided in the form of a JAR file by the container hosting the referenced bean. For interoperability scenarios, if a referencing component would use such system value classes at runtime, the Deployer must ensure that these system value classes provided by the container hosting the referenced bean are available to the referencing component. This may be done, for example, by including these system value classes in the classpath of the referencing container, or by deploying the system value classes with the referencing component's application by providing them to the deployment tool.

Implementations of these system value classes must be portable (they must use only J2SE and Jakarta EE APIs) so that they can be instantiated in another vendor's container. If the system value class implementation needs to load application-specific classes (such as remote home or remote component interfaces) at runtime, it must use the thread context class loader. The referencing container must make application-specific classes available to the system value class instance at runtime through the thread context class loader.

10.5.5.1. HandleDelegate SPI

The `jakarta.ejb.spi.HandleDelegate` service provider interface defines methods that enable portable implementations of `Handle` and `HomeHandle` that are instantiated in a different vendor's container to serialize and deserialize EJBObject and EJBHome references. The `HandleDelegate` interface is not used

by enterprise beans or Jakarta EE application components directly.

Enterprise Beans, web and application client containers must provide implementations of the `HandleDelegate` interface. The `HandleDelegate` object must be accessible in the client Jakarta EE component's JNDI namespace at the reserved name "`java:comp/HandleDelegate`". The `HandleDelegate` object is not exported outside the container that provides it.

Portable implementations of `Handle` and `HomeHandle` must look up the `HandleDelegate` object of the container in which they are instantiated using JNDI at the name "`java:comp/HandleDelegate`" and use the `HandleDelegate` object to serialize and deserialize `EJBObject` and `EJBHome` references as follows:

- `Handle` and `HomeHandle` implementation classes must define `writeObject` and `readObject` methods to control their serialization and deserialization. These methods must not wrap or substitute the stream objects that are passed to the `HandleDelegate` methods.
- The `writeObject` method of `Handle` implementations must call `HandleDelegate.writeEJBObject` with the `Handle`'s `EJBObject` reference and the serialization output stream object as parameters. The `HandleDelegate` implementation (which is provided by the client container in which the `Handle` was instantiated, potentially from a different vendor) then writes the `EJBObject` to the output stream. If the output stream corresponds to an IIOP message, the `HandleDelegate` must use the standard IIOP abstract interface format for writing the `EJBObject` reference.
- The `readObject` method of `Handle` implementations must call `HandleDelegate.readEJBObject` with the serialization input stream object as parameter, and with the stream positioned at the location where the `EJBObject` can be read. The `HandleDelegate` implementation then reads the `EJBObject` from the input stream and returns it to the `Handle`. If the input stream corresponds to an IIOP message, the `HandleDelegate` must use the standard abstract interface format for reading the `EJBObject` reference. The `HandleDelegate` must ensure that the `EJBObject` reference is capable of performing invocations immediately after deserialization. The `Handle` maintains a reference to the `EJBObject` as a transient instance variable and returns it when the Jakarta EE component calls `Handle.getEJBObject`.
- The `writeObject` and `readObject` methods of `HomeHandle` implementation classes must be implemented similarly, by using `HandleDelegate.writeEJBHome` and `HandleDelegate.readEJBHome` respectively.

10.6. Transaction Interoperability

Transaction interoperability between containers provided by different vendors is an optional feature in this version of the Enterprise Beans specification. Vendors may choose to not implement transaction interoperability. However, vendors who choose to implement transaction interoperability must follow the requirements in sections [Transaction Interoperability Requirements](#) and [Interoperating with Containers that do not Implement Transaction Interoperability](#), and vendors who choose not to implement transaction interoperability must follow the requirements in [Interoperating with Containers that do not Implement Transaction Interoperability](#).

10.6.1. Transaction Interoperability Requirements

A distributed transaction started by a web or Enterprise Beans container must be able to propagate in a remote invocation to an enterprise bean in an Enterprise Beans container provided by a different vendor, and the containers must participate in the distributed two-phase commit protocol.

10.6.1.1. Transaction Context Wire Format

Transaction context propagation from client to Enterprise Beans container uses the implicit propagation mechanism described in the CORBA Object Transaction Service (OTS) v1.2 specification [11].

The transaction context format in IIOP messages is specified in the `CosTransactions::PropagationContext` structure described in the OTS specification. Enterprise Beans containers that support transaction interoperability are required to be capable of producing and consuming transaction contexts in IIOP messages in the format described in the OTS specification. Web containers that support transaction interoperability are required to include client-side libraries which can produce the OTS transaction context for sending over IIOP.

Note that it is not necessary for containers to include the Java mappings of the OTS APIs. A container may implement the requirements in the OTS specification in any manner, for example using a non-Java OTS implementation, or an on-the-wire bridge between an existing transaction manager and the OTS protocol, or an OTS wrapper around an existing transaction manager.

The `CosTransactions::PropagationContext` structure must be included in IIOP messages sent by web or Enterprise Beans containers when required by the rules described in the OTS 1.2 specification. The target Enterprise Beans container must process IIOP invocations based on the transaction policies of EJBObject or EJBHome references using the rules described in the OTS 1.2 specification [11].

10.6.1.2. Two-Phase Commit Protocol

The object interaction diagram in [Transaction Context Propagation](#) illustrates the interactions between the client and server transaction managers for transaction context propagation, resource and synchronization object registration, and two-phase commit. This diagram is an example of the interactions between the various entities; it is not intended to be prescriptive.

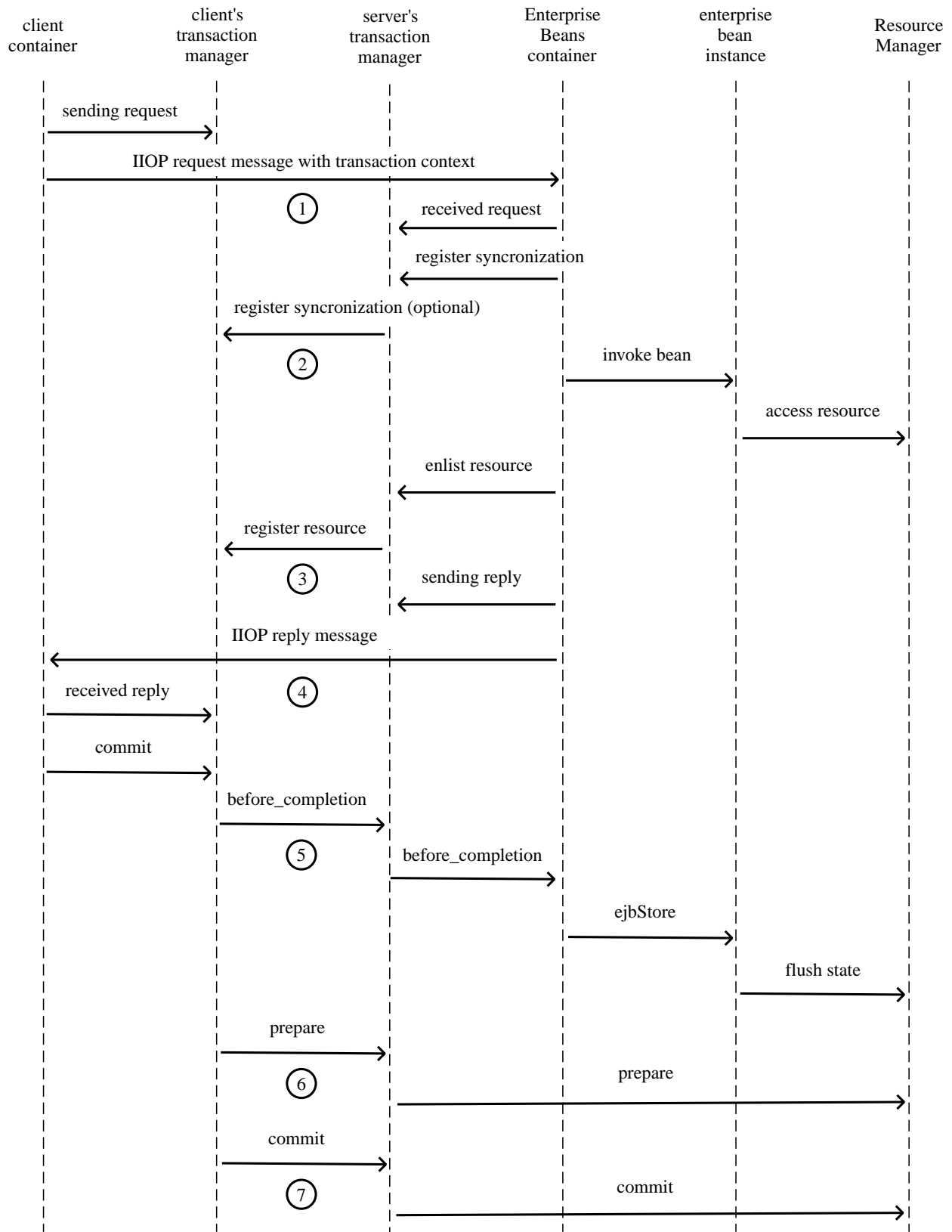


Figure 20. Transaction Context Propagation

Containers that perform transactional work within the scope of a transaction must register an OTS Resource object with the transaction coordinator whose object reference is included in the propagated

transaction context (step 3), and may also register an OTS Synchronization object (step 2). If the server container does not register an OTS Synchronization object, it must still ensure that the `beforeCompletion` method of session beans and `ejbStore` method of entity beans ^[72] are called with the proper transaction context. Containers must participate in the two-phase commit and recovery procedures performed by the transaction coordinator / terminator (steps 6,7), as described by the OTS specification.

Compliant Jakarta EE containers must not use nested transactions in interoperability scenarios.

10.6.1.3. Transactional Policies of Enterprise Bean References

The OTS1.2 specification describes the `CosTransactions::OTSPolicy` and `CosTransactions::InvocationPolicy` structures that are encoded in IORs as tagged components. EJBObject and EJBHome references must contain these tagged components ^[73] with policy values as described below.

The transaction attributes of enterprise beans can be specified per method, while in OTS the entire CORBA object has the same OTS transaction policy. The rules below ensure that the transaction context will be propagated if any method of an enterprise bean needs to execute in the client's transaction context. However, in some cases there may be extra performance overhead of propagating the client's transaction context even if it will not be used by the enterprise bean method.

EJBObject and EJBHome references may have the `InvocationPolicy` value as either `CosTransactions::SHARED` or `CosTransactions::EITHER`.^[74]

All EJBObject and EJBHome references must have the `OTSPolicy` value as `CosTransactions::ADAPTS`. This is necessary to allow clients to invoke methods of the `jakarta.ejb.EJBObject` and `jakarta.ejb.EJBHome` with or without a transaction.

The `CosTransactions::Synchronization` object registered by the Enterprise Beans container with the transaction coordinator should have the `OTSPolicy` value `CosTransactions::ADAPTS` and `InvocationPolicy` value `CosTransactions::SHARED` to allow enterprise beans to do transactional work during the `beforeCompletion` notification from the transaction coordinator.

10.6.1.4. Exception Handling Behavior

The exception handling behavior described in the OTS1.2 specification must be followed. In particular, if an application exception (an exception which is not a CORBA system exception and does not extend `java.rmi.RemoteException`) is returned by the server, the request is defined as being successful; hence the client-side OTS library must not roll back the transaction. This allows application exceptions to be propagated back to the client without rolling back the transaction, as required by the exception handling rules in [Exception Handling](#).

10.6.2. Interoperating with Containers that do not Implement Transaction Interoperability

The requirements in this subsection are designed to ensure that when a Jakarta EE container does not support transaction interoperability, the failure modes are well defined so that the integrity of an application's data is not compromised: at worst the transaction is rolled back. When a Jakarta EE client component expects the client's transaction to propagate to the enterprise bean but the client or Enterprise Beans container cannot satisfy this expectation, a `java.rmi.RemoteException` or subclass is thrown, which ensures that the client's transaction will roll back.

In addition, the requirements below allow a container that does not support transaction propagation to interoperate with a container that does support transaction propagation in the cases where the enterprise bean method's transaction attribute indicates that the method would not be executed in the client's transaction.

10.6.2.1. Client Container Requirements

If the client in another container invokes an enterprise bean's method when there is no active global transaction associated with the client's thread, the client container does not include a transaction context in the IIOP request message to the Enterprise Beans server, i.e., there is no `CosTransactions::PropagationContext` structure in the IIOP request header.

The client application component expects a global transaction to be propagated to the server only if the client's thread has an active global transaction. In this scenario, if the client container does not support transaction interoperability, it has two options:

1. If the client container does not support transaction propagation or uses a non-OTS protocol, it must include the OTS `CosTransactions::PropagationContext` structure in the IIOP request to the server (step 1 in the object interaction diagram above), with the `CosTransactions::Coordinator` and `CosTransactions::Terminator` object references as `null`. The remaining fields in this "null transaction context" such as the transaction identifier, are not interpreted and may have any value. The "null transaction context" indicates that there is a global client transaction active but the client container is not capable of propagating it to the server. The presence of this "null transaction context" allows the Enterprise Beans container to determine whether the Jakarta EE client component expects the client's global transaction to propagate to the server.
2. Client containers that use the OTS transaction context format but still do not support transaction interoperability with other vendor's containers must reject the `Coordinator::register_resource` call (step 3 in the object interaction diagram above) by throwing a CORBA system exception if the server's Resource object reference indicates that it belongs to another vendor's container.

10.6.2.2. Enterprise Beans container requirements

All Enterprise Beans containers (including those that do not support transaction propagation) must include the `CosTransactions::OTSPolicy` and optionally the `CosTransactions::InvocationPolicy` tagged component in the IOR for EJBObject and EJBHome references as described in [Transactional Policies of Enterprise Bean References](#).

Requirements for Enterprise Beans Containers Supporting Transaction Interoperability

When an Enterprise Beans container that supports transaction propagation receives the IIOP request message, it must behave as follows:

- If there is no OTS transaction context in the IIOP message, the container must follow the behavior described in [Container Provider Responsibilities](#).
- If there is a valid, complete OTS transaction context in the IIOP message, the container must follow the behavior described in [Container Provider Responsibilities](#).
- If there is a null transaction context (as defined in [Client Container Requirements](#) above) in the IIOP message, the container's required behavior is described in the table below. The entry "throw RemoteException" indicates that the Enterprise Beans container must throw the `java.rmi.RemoteException` to the client after the "received request" interaction with the server's transaction manager (after step 1 in the object interaction diagram above).

Enterprise Beans method's Transaction Attribute	Enterprise Beans container behavior on receiving null OTS transaction context
Mandatory	throw RemoteException
Required	throw RemoteException
RequiresNew	follow Container Provider Responsibilities
Supports	throw RemoteException
NotSupported	follow Container Provider Responsibilities
Never	follow Container Provider Responsibilities
Bean Managed	follow Container Provider Responsibilities

10.7. Requirements for Enterprise Beans Containers not Supporting Transaction Interoperability

When an Enterprise Beans container that does not support transaction interoperability receives the IIOP request message, it must behave as follows:

- If there is no OTS transaction context in the IIOP message, the container must follow the behavior described in [Container Provider Responsibilities](#).
- If there is a valid, complete OTS transaction context in the IIOP message, the container's required behavior is described in the table below.
- If there is a null transaction context (as defined in [Client Container Requirements](#)) in the IIOP message, the container's required behavior is described in the table below. Note that the container may not know whether the received transaction context in the IIOP message is valid or null.

Enterprise Beans method's Transaction Attribute	Enterprise Beans container behavior on receiving null or valid OTS transaction context
Mandatory	throw RemoteException
Required	throw RemoteException
RequiresNew	follow Container Provider Responsibilities
Supports	throw RemoteException
NotSupported	follow Container Provider Responsibilities
Never	follow Container Provider Responsibilities
Bean Managed	follow Container Provider Responsibilities

Enterprise Beans containers that accept the OTS transaction context format but still do not support interoperability with other vendors' client containers must follow the column in the table above for "null or valid OTS transaction context" if the transaction identity or the Coordinator object reference in the propagated client transaction context indicate that the client belongs to a different vendor's container.

10.8. Naming Interoperability

This section describes the requirements for supporting interoperable access to naming services for looking up EJBHome object references (interoperability requirement two in [Overview of Interoperability Requirements](#)).

Enterprise Beans containers are required to be able to publish EJBHome object references in a CORBA CosNaming service [17]. The CosNaming service must implement the IDL interfaces in the CosNaming module defined in [17] and allow clients to invoke the `resolve` and `list` operations over IIOP.

The CosNaming service must follow the requirements in the CORBA Interoperable Name Service specification [18] for providing the host, port, and object key for its root `NamingContext` object. The CosNaming service must be able to service IIOP invocations on the root `NamingContext` at the advertised host, port, and object key.

Client containers (i.e., Enterprise Beans, web, or application client containers) are required to include a JNDI CosNaming service provider that uses the mechanisms defined in the Interoperable Name Service specification to contact the server's CosNaming service, and to resolve the EJBHome object using standard CosNaming APIs. The JNDI CosNaming service provider may or may not use the JNDI SPI architecture. The JNDI CosNaming service provider must access the root `NamingContext` of the server's CosNaming service by creating an object reference from the URL `corbaloc:iiop:1.2@<host>:<port>/<objectkey>` (where `<host>`, `<port>`, and `<objectkey>` are the values corresponding to the root `NamingContext` advertised by the server's CosNaming service), or by using an equivalent mechanism.

At deployment time, the Deployer of the client container should obtain the host, port and object key of

the server's CosNaming service and the CosNaming name of the server EJBHome object (e.g. by browsing the server's namespace) for each such EJB annotation or `ejb-ref` element in the client component's deployment descriptor. The `ejb-ref-name` (which is used by the client code in the JNDI lookup call) should then be linked to the EJBHome object's CosNaming name. At run-time, the client component's JNDI lookup call uses the CosNaming service provider, which contacts the server's CosNaming service, resolves the CosNaming name, and returns the EJBHome object reference to the client component.

Since the EJBHome object's name is scoped within the namespace of the CosNaming service that is accessible at the provided host and port, it is not necessary to federate the namespaces of the client and server containers.

The advantage of using CosNaming is better integration with the IIOP infrastructure that is already required for interoperability, as well as interoperability with non-Jakarta-EE CORBA clients and servers. Since CosNaming stores only CORBA objects it is likely that vendors will use other enterprise directory services for storing other resources.

Security of CosNaming service access is achieved using the security interoperability protocol described in [Security Interoperability](#). The CosNaming service must support this protocol. Clients which construct the root NamingContext object reference from a URL should send an IIOP `LocateRequest` message to the CosNaming service to obtain the complete IOR (with SSL information) of the root NamingContext, and then initiate an SSL session with the CosNaming service, as determined by the client policy.

10.9. Security Interoperability

This section describes the interoperable mechanisms that support secure invocations on enterprise beans in intranets. These mechanisms are based on the CORBA/IIOP protocol.

Enterprise Beans containers are required to follow the protocol rules prescribed by the CSIv2 specification Conformance Level 0.

10.9.1. Introduction

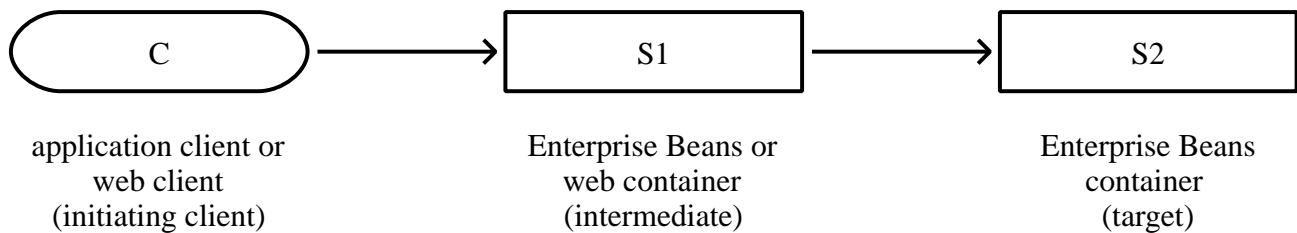
The goal of the secure invocation mechanisms is to support the interoperability requirements described earlier in this chapter, as well as be capable of supporting security technologies that are expected to be widely deployed in enterprises, including Kerberos-based secret key mechanisms and X.509 certificate-based public key mechanisms.

The authentication identity (i.e. principal) associated with a Jakarta EE component is usually that of the user on whose behalf the component is executing.^[75] The principal under which an enterprise bean invocation is performed is either that of the bean's caller or the run-as principal which was configured by the Deployer. When there is a chain of invocations across a web component and enterprise beans, an intermediate component may use the principal of the caller (the initiating client) or the intermediate component may use its run-as principal to perform an invocation on the callee, depending on the security identity specified for the intermediate component in its deployment

descriptor.

The security principal associated with a container depends on the type of container. Application client containers usually do not have a separate principal associated with them (they operate under the user's principal). Web and Enterprise Beans containers are typically associated with a security principal of their own (e.g., the operating system user for the container's process) which may be configured by the System Administrator at deployment time. When the client is a web or Enterprise Beans container, the difference between the client component's principal and the client container's principal is significant for interoperability considerations.

10.9.1.1. Trust Relationships Between Containers, Principal Propagation



When there is a chain of multiple invocations across web components and enterprise beans, intermediate components may not have access to the authentication data of the initiating client to provide proof of the client's identity to the target. In such cases, the target's authentication requirements can be satisfied if the target container trusts the intermediate container to vouch for the authenticity of the propagated principal. The call is made using the intermediate container's principal and authentication data, while also carrying the propagated principal of the initiating client. The invocation on the target enterprise bean is authorized and performed using the propagated principal. This procedure also avoids the overhead associated with authentication of clients on every remote invocation in a chain.

Enterprise Beans containers are required to provide the Deployer or Administrator with the tools to configure trust relationships for interactions with intermediate web or Enterprise Beans containers.^[76] If a trust relationship is set up, the containers are usually configured to perform mutual authentication, unless the security of the network can be ensured by some physical means. If the network is physically secure, the target Enterprise Beans container may be configured to trust all client containers. After a trust relationship is set up, the target Enterprise Beans container does not need to independently authenticate the initiating client principal sent by the intermediate container on invocations. Thus only the principal name of the initiating client (which may include a realm) needs to be propagated. After a trust relationship has been established, the target Enterprise Beans container must be able to accept invocations carrying only the principal name of the initiating client.

For the current interoperability needs of Jakarta EE, it is assumed that trust relationships are transitive, such that if a target container trusts an intermediate container, it implicitly trusts all containers trusted by the intermediate container.

If no trust relationship has been set up between a target Enterprise Beans container and an

intermediate web or Enterprise Beans container, the target container must not accept principals propagated from that intermediate container, hence the target container needs to have access to and independently verify the initiating client principal's authentication data.

Web and Enterprise Beans containers are required to support caller propagation mode (where the initiating client's principal is propagated down the chain of calls on enterprise beans) and run-as mode (where the web/Enterprise Beans component's run-as identity is propagated). This is needed for scenarios 1, 3 and 4 where the internet or intranet user's principal needs to be propagated to the target Enterprise Beans container.

10.9.1.2. Application Client Authentication

Application client containers that have authentication infrastructure (such as certificates, Kerberos) can:

- authenticate the user by interacting with an authentication service (e.g. the Kerberos KDC) in the enterprise
- inherit an authentication context which was established at system login time from the operating system process, or
- obtain the user's certificate from a client-side store.

These may be achieved by plugging in a Java™ Authentication and Authorization Service (JAAS) login module for the particular authentication service. After authentication is completed, a credential is associated with the client's thread of execution, which is used for all invocations on enterprise beans made from that thread.

If there is no authentication infrastructure installed in the client's environment, or the authentication infrastructure is not capable of authenticating at the transport protocol layer, the client may send its private credentials (e.g. password) over a secure connection to the Enterprise Beans server, which authenticates the user by interacting with an authentication service (e.g. a secure user/password database). This is similar to the basic authentication feature of HTTP.

10.9.2. Securing Enterprise Beans Invocations

This subsection describes the interoperable protocol requirements for providing authentication, protection of integrity and confidentiality, and principal propagation for invocations on enterprise beans. The invocation takes place over an enterprise's intranet as described in the scenarios in [Interoperability Scenarios](#). Since Enterprise Beans invocations use the IIOP protocol, we need to secure IIOP messages between client and server containers. The client container may be any of the Jakarta EE containers; the server container is an Enterprise Beans container.

The secure interoperability requirements for Enterprise Beans 2.0 (and later) and other J2EE 1.3 (and later) containers are based on Conformance Level 0 of the Common Secure Interoperability version 2 (CSIV2) Final Available specification [22], which was developed by the OMG. Enterprise Beans, web, and application client containers must support all requirements of Conformance Level 0 of the CSIV2

specification. The following subsections describe how the CSIV2 features are used to realize the scenarios described in [Interoperability Scenarios](#).

10.9.2.1. Secure Transport Protocol

The Secure Sockets Layer (SSL 3.0) protocol [21] and the related IETF standard Transport Layer Security (TLS 1.0) protocol [19] provide authentication and message protection (that is, integrity and/or confidentiality) at the transport layer. The original SSL and TLS specifications supported only X.509 certificates for authenticating principals. Recently, Kerberos-based authentication mechanisms and cipher suites have been defined for TLS (RFC 2712 [20]). Thus the TLS specification is capable of supporting the two main security technologies that are expected to be widely deployed in enterprises.

Enterprise Beans, web and application client containers are required to support both SSL 3.0 and TLS 1.0 as security protocols for IIOP. This satisfies interoperability requirement 3 in [Overview of Interoperability Requirements](#). Compliant containers must be capable of using the following public key SSL/TLS ciphersuites based on policies set by the System Administrator:

- TLS_RSA_WITH_RC4_128_MD5
- SSL_RSA_WITH_RC4_128_MD5
- TLS_DHE_DSS_WITH_3DES_EDE_CBC_SHA ^[77]
- SSL_DHE_DSS_WITH_3DES_EDE_CBC_SHA
- TLS_RSA_EXPORT_WITH_RC4_40_MD5
- SSL_RSA_EXPORT_WITH_RC4_40_MD5
- TLS_DHE_DSS_EXPORT_WITH_DES40_CBC_SHA
- SSL_DHE_DSS_EXPORT_WITH_DES40_CBC_SHA

Support for Kerberos ciphersuites is not specified.

When using IIOP over SSL, a secure channel between client and server containers is established at the SSL layer. The SSL handshake layer handles authentication (either mutual or server-only) between containers, negotiation of cipher suite for bulk data encryption, and optionally provides a compression method. The SSL record layer performs confidentiality and integrity protection on application data. Since compliant Jakarta EE products are already required to support SSL (HTTPS for Internet communication), the use of SSL/TLS provides a relatively easy route to interoperable security at the transport layer.

10.9.2.2. Security Information in IORs

Before initiating a secure connection to the Enterprise Beans container, the client needs to know the hostname and port number at which the server is listening for SSL connections, and the security protocols supported or required by the server object. This information is obtained from the EJBObject or EJBHome reference's IOR.

The CSIV2 specification [22] describes the `TAG_CSI_SEC_MECH_LIST` tagged component which is included

in the IORs of secured objects. This component contains a sequence of `CSIIOP::CompoundSecMech` structures (in decreasing order of the server's preference) that contain the target object's security information for transport layer and service context layer mechanisms. This information includes the server's SSL/TLS port, its security principal and supported/required security mechanisms.

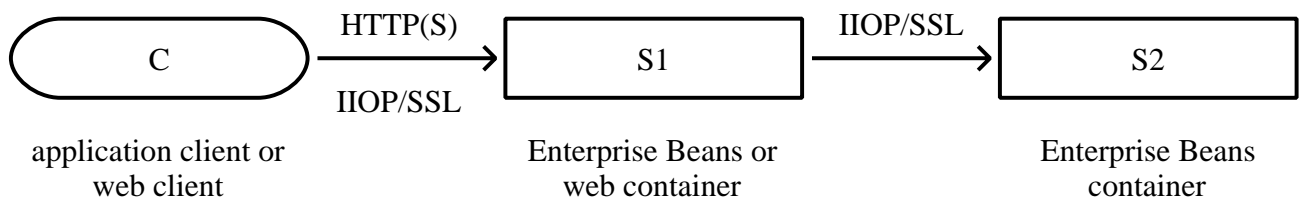
Enterprise Beans containers must be capable of inserting the CSiv2 tagged components into the IORs for EJBObject and EJBHome references, based on the Deployer or System Administrator's security policy settings. Compliant Enterprise Beans containers must follow the Conformance Level 0 rules described in the CSiv2 specification for constructing these IORs.

Enterprise Beans containers must also be capable of creating IORs that allow access to enterprise beans over unprotected IIOP, based on the security policies set by the Deployer or System Administrator.

10.9.2.3. Propagating Principals and Authentication Data in IIOP Messages

In scenarios where client authentication does not occur at the transport layer it is necessary to support transfer of authentication data between two containers in the IIOP message service context. When an intermediate client container does not have authentication data for the initiating client, it is necessary to support propagation of client principals in the IIOP message service context.

It is assumed that all information exchanged between client and server at the transport layer is also available to the containers: e.g. the certificates used for authentication at the SSL layer may be used by the server container for authorization.



The following cases are required to be supported:

1. Application client invocations on enterprise beans with mutual authentication between the application client and Enterprise Beans container (C and S1) at the SSL layer (scenario 2.1 in section [Interactions Between Application Client Containers and Enterprise Beans Containers Within an Enterprise's Intranet](#), interoperability requirement 4.1 in [Overview of Interoperability Requirements](#)). For example, this is possible when the enterprise has a Kerberos-based authentication infrastructure or when client-side certificates have been installed. In this case the security context of the IIOP message sent from C to S1 should not contain any additional information.
2. Application client invocations on enterprise beans with server-only authentication between the application client and Enterprise Beans container (C and S1) at the SSL layer (scenario 2.2 in [Interactions Between Application Client Containers and Enterprise Beans Containers Within an Enterprise's Intranet](#), interoperability requirement 4.2 in [Overview of Interoperability](#)

[Requirements](#)). This usually happens when the client cannot authenticate in the transport. In this case, the client container must be capable of inserting into the IIOP message a CSIV2 security context with a client authentication token that contains the client C's authentication data. Once the Enterprise Beans container S1 has authenticated the client, it may or may not maintain state about the client, so subsequent invocations from the client on the same network connection may need to be authenticated again. The client and server containers must follow the Conformance Level 0 rules in the CSIV2 specification for client authentication. In particular, support for the GSSUP username-password authentication mechanism is required. Support for other GSSAPI mechanisms (such as Kerberos) to perform client authentication at the IIOP layer is optional.

3. Invocations from Web/Enterprise Beans clients to enterprise beans with a trust relationship between the client container S1 and server container S2 (scenarios 1,3 and 4 in [Interactions Between Two Enterprise Beans Containers in an Enterprise's Intranet](#), interoperability requirements five and six in [Overview of Interoperability Requirements](#)). S2 does not need to independently authenticate the initiating client C. In this case the client container S1 must insert into the IIOP message a security context with an identity token in the format described in the CSIV2 specification. The principal may be propagated as an X.509 certificate chain or as a X.501 distinguished name or as a principal name encoded in the GSS exported name format, as described in the CSIV2 specification. The identity propagated is determined as follows:
 - If the client Web/Enterprise Beans component is configured to use caller identity, and the caller C authenticated itself to S1, then the identity token contains the initiating client C's identity.
 - If the client component is configured to use caller identity, and the caller C did not authenticate itself to S1, then the identity token contains the anonymous type.
 - If the client component is configured to use a run-as identity then the identity token contains the run-as identity.

Jakarta EE containers are required to support the stateless mode of propagating principal and authentication information defined in CSIV2 (where the server does not store any state for a particular client principal across invocations), and may optionally support the stateful mode.

The caller principal String provided by `EJBContext.getCallerPrincipal().getName()` is defined as follows:

- For case one, the principal should be derived from the distinguished name obtained from the first X.509 certificate in the client's certificate chain that was provided to the server during SSL mutual authentication.
- For case two, the principal should be derived from the username obtained from the client authentication token in the CSIV2 security context of the IIOP message. For the GSSUP username-password mechanism, the principal should be derived from the username in the `GSSUP:InitialContextToken` structure.
- For case three, the principal depends on the identity token type in the CSIV2 security context:
 - If the type is X.509 certificate chain, then the principal should be derived from the distinguished name from the first certificate in the chain.

- If the type is distinguished name, then the principal should be derived from the distinguished name.
- If the type is principal name propagated as a GSS exported name, then the principal should be derived from the mechanism-specific principal name.
- If the anonymous principal type was propagated or the identity token was absent, then `EJBContext.getCallerPrincipal().getName()` returns a product-specific unauthenticated principal name.

10.9.2.4. Security Configuration for Containers

Since the interoperability scenarios involve IIOP/SSL usage in intranets, it is assumed that client and server container administrators cooperatively configure a consistent set of security policies for the enterprise.

At product installation or application deployment time, client and server container administrators may optionally configure the container and SSL infrastructure as described below. These preferences may be specified at any level of granularity (e.g. per host or per container process or per enterprise bean).

- Configure the list of supported SSL cipher suites in preference order.
- For server containers, configure a list of trusted client container principals with whom the server has a trust relationship.
- Configure authentication preferences and requirements (e.g. if the server prefers authenticated clients to anonymous clients). In particular, if a trust relationship has been configured between two servers, then mutual authentication should be required unless there is physical network security.
- If the client and server are using certificates for authentication, configure a trusted common certificate authority for both client and server. If using Kerberos, configure the client and server with the same KDC or cooperating KDCs.
- Configure a restricted list of trusted server principals that a client container is allowed to interact with, to prevent the client's private credentials such as password from being sent to untrusted servers.

10.9.2.5. Runtime Behavior

Client containers determine whether to use SSL for an enterprise bean invocation by using the security policies configured by the client administrator for interactions with the target host or enterprise bean, and the `target_requires` information in the CSIV2 tagged component in the target enterprise bean's IOR. If either the client configuration requires secure interactions with the enterprise bean, or the enterprise bean requires a secure transport, the client should initiate an SSL connection to the server. The client must follow the rules described in the CSIV2 specification Conformance Level 0 for interpreting security information in IORs and including security context information in IIOP messages.

When an Enterprise Beans container receives an IIOP message, its behavior depends on deployment time configuration, run-time information exchanged with the client at the SSL layer, and principal/authentication data contained in the IIOP message service context. Enterprise Beans

containers are required to follow the protocol rules prescribed by the CSIV2 specification Conformance Level 0.

When the System Administrator changes the security policies associated with an enterprise bean, the IORs for Enterprise Beans references should be updated. When the bean has existing clients holding IORs, it is recommended that the security policy change should be handled by the client and server containers transparently to the client application if the old security policy is compatible with the new one. This may be done by using interoperable GIOP 1.2 forwarding mechanisms.

[69] Component contract and client view of entity beans are described in the Enterprise Beans Optional Features document [40].

[70] CORBA APIs and earlier versions of the IIOP protocol are already included in the J2SE 1.2, J2SE 1.3 and J2EE 1.2 platforms through JavaIDL and RMI-IIOP.

[71] Component contract and client view of entity beans are described in the Enterprise Beans Optional Features document [40].

[72] Component contract and client view of entity beans are described in the Enterprise Beans Optional Features document [40].

[73] One way to include the tagged components in IORs is to create the object references using a Portable Object Adapter (POA) which is initialized with the appropriate transaction policies. Note that POA APIs are not required to be supported by server containers.

[74] If the InvocationPolicy is not present in the IOR, it is interpreted by the client as if the policy value was `CosTransactions::EITHER`.

[75] When there are concurrent invocations on a component from multiple clients, a different principal may be associated with the thread of execution for each invocation.

[76] One way to achieve this is to configure a "trusted container list" for each Enterprise Beans container which contains the list of intermediate client containers that are trusted. If the list is empty, then the target Enterprise Beans container does not have a trust relationship with any intermediate container.

[77] This ciphersuite is mandatory for compliant TLS implementations as specified in [19].

Chapter 11. Enterprise Bean Environment

This chapter specifies how enterprise beans declare dependencies on external resources and other objects in their environment, and how those items can be injected into enterprise beans or accessed in the JNDI naming context.

11.1. Overview

The Application Assembler and Deployer should be able to customize an enterprise bean's business logic without accessing the enterprise bean's source code.

In addition, ISVs typically develop enterprise beans that are, to a large degree, independent from the operational environment in which the application will be deployed. Most enterprise beans must access resource managers and external information. The key issue is how enterprise beans can locate external information without prior knowledge of how the external information is named and organized in the target operational environment. The JNDI naming context and Java language metadata annotations provide this capability.

The enterprise bean environment mechanism attempts to address both of the above issues.

This chapter is organized as follows:

- [Enterprise Bean's Environment as a JNDI Naming Context](#) defines the general rules for the use of the JNDI naming context and its interaction with Java language annotations that reference entries in the naming context.
- [Responsibilities by Enterprise Beans Role](#) defines the general responsibilities for each of the Enterprise Beans roles, such as Bean Provider, Application Assembler, Deployer, and Container Provider.
- [Simple Environment Entries](#) defines the basic mechanisms and interfaces that specify and access the enterprise bean's environment. The section illustrates the use of the enterprise bean's environment for generic customization of the enterprise bean's business logic.
- [Enterprise Bean References](#) defines the means for obtaining the business interface, no-interface view, or home interface of another enterprise bean using an *enterprise bean reference*. An enterprise bean reference is a special entry in the enterprise bean's environment.
- [Web Service References](#) defines the means for obtaining the web service interface using a *web service reference*. A web service reference is a special entry in the enterprise bean's environment.
- [Resource Manager Connection Factory References](#) defines the means for obtaining a resource manager connection factory using a resource manager connection factory reference. A resource manager connection factory reference is a special entry in the enterprise bean's environment.
- [Resource Environment References](#) defines the means for obtaining an administered object that is associated with a resource (e.g., a CCI `InteractionSpec`) using a *resource environment reference*. A resource environment reference is a special entry in the enterprise bean's environment.

-
- [Message Destination References](#) defines the means for obtaining a message destination associated with a resource using a *message destination reference*. Message destination references allow the flow of messages within an application to be specified. A message destination reference is a special entry in the enterprise bean's environment.
 - [Persistence Unit References](#) describes the means for obtaining an entity manager factory using a *persistence unit reference*.
 - [Persistence Context References](#) describes the means for obtaining an entity manager using a *persistence context reference*.
 - [UserTransaction Interface](#) describes the use by eligible enterprise beans of references to a `UserTransaction` object in the bean's environment to start, commit, and rollback transactions.
 - [ORB References](#) describes the use of references to a CORBA `ORB` object in the enterprise bean's environment.
 - [TimerService References](#) describes the means for obtaining a `TimerService` object.
 - [EJBContext References](#) describes the means for obtaining a bean's `EJBContext` object.
 - [Support for Other Resources and Configuration Parameters](#) describes the requirements for other resources and configuration parameters.

11.2. Enterprise Bean's Environment as a JNDI Naming Context

The enterprise bean's environment is a mechanism that allows customization of the enterprise bean's business logic during deployment or assembly. The enterprise bean's environment allows the enterprise bean to be customized without the need to access or change the enterprise bean's source code.

Annotations and deployment descriptors are the main vehicles for conveying access information to the Application Assembler and Deployer about beans' requirements for customization of business logic and access to external information.

The container implements the enterprise bean's environment, and provides it as a JNDI naming context. The enterprise bean's environment is used as follows:

1. The enterprise bean makes use of entries from the environment. Entries from the environment may be injected by the container into the bean's fields or methods, or the methods of the bean may access the environment using the `EJBContext lookup` method or the JNDI interfaces. The Bean Provider declares in Java language metadata annotations or in the deployment descriptor all the environment entries that the enterprise bean expects to be provided in its environment at runtime.
2. The container provides an implementation of the JNDI naming context that stores the enterprise bean environment. The container also provides the tools that allow the Deployer to create and manage the environment of each enterprise bean.
3. The Deployer uses the tools provided by the container to create and initialize the environment

entries that are declared by means of the enterprise bean's annotations or deployment descriptor. The Deployer can set and modify the values of the environment entries.

4. The container injects entries from the environment into the enterprise bean's fields or methods as specified by the bean's metadata annotations or the deployment descriptor.
5. The container makes the environment naming context available to the enterprise bean instances at runtime. The enterprise bean's instances can use the `EJBContext lookup` method or the `JNDI` interfaces to obtain the values of the environment entries.

The container must make an enterprise bean's environment available to any interceptor class and any Jakarta XML Web Services message handler for the bean as well. The interceptor and web service handler classes for an enterprise bean share that bean's environment. Within the context of this chapter, the term "bean" should be construed as including a bean's interceptor and handler classes unless otherwise noted.

11.2.1. Sharing of Environment Entries

For enterprise beans packaged in a standalone `ejb-jar` file or in an `ejb-jar` file within an `.ear` file, each enterprise bean defines its own set of environment entries. In this case, all instances of an enterprise bean share the same environment entries; the environment entries are not shared with other enterprise beans.

In a `.war` file, there is only a single naming environment shared between all the components in the module. For enterprise beans packaged in a `.war` file, all enterprise beans share this single naming environment. The enterprise beans share their environment entries with all other enterprise bean components and web components in the `.war` file.

Enterprise bean instances are not allowed to modify the bean's environment at runtime.

Compatibility Note: If an enterprise bean written to the Enterprise Beans 2.1 API specification is deployed multiple times in the same container, each deployment results in the creation of a distinct home. The Deployer may set different values for the enterprise bean environment entries for each home.

In general, lookups of objects in the JNDI `java:` namespace are required to return a new instance of the requested object every time. Exceptions are allowed for the following:

- The container knows the object is immutable (for example, objects of type `java.lang.String`), or knows that the application can't change the state of the object.
- The object is defined to be a singleton, such that only one instance of the object may exist in the JVM.
- The name used for the lookup is defined to return an instance of the object that might be shared. The name `java:comp/ORB` is such a name.

In these cases, a shared instance of the object may be returned. In all other cases, a new instance of the

requested object must be returned on each lookup. Note that, in the case of resource adapter connection objects, it is the resource adapter's `ManagedConnectionFactory` implementation that is responsible for satisfying this requirement.

Each injection of an object corresponds to a JNDI lookup. Whether a new instance of the requested object is injected, or whether a shared instance is injected, is determined by the rules described above.

Terminology warning: The enterprise bean's "environment" should not be confused with the "environment properties" defined in the JNDI documentation.

11.2.2. Annotations for Environment Entries

A field or method of a bean class may be annotated to request that an entry from the bean's environment be injected. Any of the types of resources or other environment entries ^[78] described in this chapter may be injected. Injection may also be requested using entries in the deployment descriptor corresponding to each of these resource types. The field or method may have any access qualifier (`public`, `private`, etc.) but must not be `static`.

- A field of the bean class may be the target of injection. The field must not be `final`. By default, the name of the field is combined with the name of the class in which the annotation is used and is used directly as the name in the bean's naming context. For example, a field named `myDatabase` in the class `MySessionBean` in the package `com.acme.example` would correspond to the JNDI name `java:comp/env/com.acme.example.MySessionBean/myDatabase`. The annotation also allows the JNDI name to be specified explicitly.
- Environment entries may also be injected into the bean through bean methods that follow the naming conventions for JavaBeans™ properties. The annotation is applied to the `set` method for the property, which is the method that is called to inject the environment entry. The JavaBeans property name (not the method name) is used as the default JNDI name. For example, a method named `setMyDatabase` in the same `MySessionBean` class would correspond to the JNDI name `java:comp/env/com.example.MySessionBean/myDatabase`.
- When a deployment descriptor entry is used to specify injection, the JNDI name and the instance variable name or property name are both specified explicitly. Note that the JNDI name is always relative to the `java:comp/env` naming context.

Each resource may only be injected into a single field or method of the bean. Requesting injection of the `java:comp/env/com.example.MySessionBean/myDatabase` resource into both the `setMyDatabase` method and the `myDatabase` instance variable is an error. Note, however, that either the field or the method could request injection of a resource of a different (non-default) name. By explicitly specifying the JNDI name of a resource, a single resource may be injected into multiple fields or methods of multiple classes.

Annotations may also be applied to the bean class itself. These annotations declare an entry in the bean's environment, but do not cause the resource to be injected. Instead, the bean is expected to use the EJBContext `lookup` method or the methods of the JNDI API to lookup the entry. When the annotation is applied to the bean class, the JNDI name and the environment entry type must be explicitly

specified.

Annotations may appear on the bean class, or on any superclass. A resource annotation on any class in the inheritance hierarchy defines a resource needed by the bean. However, injection of such resources follows the Java language overriding rules for the visibility of fields and methods. A method definition that overrides a method on a superclass defines the resource, if any, to be injected into that method. An overriding method may request injection of a different resource than is requested by the superclass, or it may request no injection even though the superclass method requests injection.

In addition, fields or methods that are not visible in or are hidden (as opposed to overridden) by a subclass may still request injection. This allows, for example, a private field to be the target of injection and that field to be used in the implementation of the superclass, even though the subclass has no visibility into that field and doesn't know that the implementation of the superclass is using an injected resource. Note that a declaration of a field in a subclass with the same name as a field in a superclass always causes the field in the superclass to be hidden.

11.2.3. Annotations and Deployment Descriptors

Environment entries may be declared by the use of annotations, without need for any deployment descriptor entries. Environment entries may also be declared by deployment descriptor entries, without need for any annotations. The same environment entry may be declared using both an annotation and a deployment descriptor entry. In this case, the information in the deployment descriptor entry may be used to override some of the information provided in the annotation. This approach may be used by an Application Assembler to override information provided by the Bean Provider. Deployment descriptor entries should not be used to request injection of a resource into a field or method that has not been designed for injection.

The following rules apply to how a deployment descriptor entry may override a **Resource** annotation:

- The relevant deployment descriptor entry is located based on the JNDI name used with the annotation (either defaulted or provided explicitly).
- The type specified in the deployment descriptor must be assignable to the type of the field or property or the type specified in the **Resource** annotation.
- The description, if specified, overrides the description element of the annotation.
- The injection target, if specified, must name exactly the annotated field or property method.
- The **mapped-name** element, if specified, overrides the `mappedName` element of the annotation.
- The **res-sharing-scope** element, if specified, overrides the **shareable** element of the annotation. In general, the Application Assembler or Deployer should never change the value of this element, as doing so is likely to break the application.
- The **res-auth** element, if specified, overrides the **authenticationType** element of the annotation. In general, the Application Assembler or Deployer should never change the value of this element, as doing so is likely to break the application.
- The **lookup-name** element, if specified, overrides the `lookup` element of the annotation.

Restrictions on the overriding of environment entry values depend on the type of environment entry.

The rules for how a deployment descriptor entry may override an Enterprise Beans annotation are described in [Enterprise Bean References](#). The rules for how a deployment descriptor entry may override a [PersistenceUnit](#) or [PersistenceContext](#) annotation are described in [Persistence Unit References](#) and [Persistence Context References](#). The rules for web services references and how a deployment descriptor entry may override a [WebServiceRef](#) annotation are included in the *Jakarta Enterprise Web Services* specification[30].

11.3. Responsibilities by Enterprise Beans Role

This section describes the responsibilities of the various Enterprise Beans roles with regard to the specification and handling of environment entries. The sections that follow describe the responsibilities that are specific to the different types of objects that may be stored in the naming context.

11.3.1. Bean Provider's Responsibilities

The Bean Provider may use Java language annotations or deployment descriptor entries to request injection of a resource from the naming context, or to declare entries that are needed in the naming context. The Bean Provider may also use the `EJBContext lookup` method or the JNDI APIs to access entries in the naming context. Deployment descriptor entries may also be used by the Bean Provider to override information provided by annotations.

When using JNDI interfaces directly, an enterprise bean instance creates a `javax.naming.InitialContext` object by using the constructor with no arguments, and looks up the environment naming via the `InitialContext` under the name `java:comp/env`.

The enterprise bean's environment entries are stored directly in the environment naming context, or in any of its direct or indirect subcontexts.

The value of an environment entry is of the Java type declared by the Bean Provider in the metadata annotation or deployment descriptor, or the type of the instance variable or setter method parameter of the method with which the metadata annotation is associated.

11.3.2. Application Assembler's Responsibility

The Application Assembler is allowed to modify the values of the environment entries set by the Bean Provider, and is allowed to set the values of those environment entries for which the Bean Provider has not specified any initial values. The Application Assembler uses the deployment descriptor to override settings made by the Bean Provider, whether these were defined by the Bean Provider in the deployment descriptor or in the source code using annotations.

11.3.3. Deployer's Responsibility

The Deployer must ensure that the values of all the environment entries declared by an enterprise bean are created and/or set to meaningful values.

The Deployer can modify the values of the environment entries that have been previously set by the Bean Provider and/or Application Assembler, and must set the values of those environment entries for which no value has been specified.

The `description` elements provided by the Bean Provider or Application Assembler help the Deployer with this task.

11.3.4. Container Provider Responsibility

The Container Provider has the following responsibilities:

- Provide a deployment tool that allows the Deployer to set and modify the values of the enterprise bean's environment entries.
- Implement the `java:comp/env`, `java:module`, `java:app` and `java:global` environment naming contexts, and provide them to the enterprise bean instances at runtime. The naming context must include all the environment entries declared by the Bean Provider, with their values supplied in the deployment descriptor or set by the Deployer. The environment naming context must allow the Deployer to create subcontexts if they are needed by an enterprise bean.
- Inject entries from the naming environment, as specified by annotations or by the deployment descriptor.
- The container must ensure that the enterprise bean instances have only read access to their environment variables. The container must throw the `javax.naming.OperationNotSupportedException` from all the methods of the `javax.naming.Context` interface that modify the environment naming context and its subcontexts.

11.4. Simple Environment Entries

A simple environment entry is a configuration parameter used to customize an enterprise bean's business logic. The environment entry values may be one of the following Java types: `String`, `Character`, `Byte`, `Short`, `Integer`, `Long`, `Boolean`, `Double`, `Float`, `Class`, and any subclass of `Enum`.

The following subsections describe the responsibilities of each Enterprise Beans role.

11.4.1. Bean Provider's Responsibilities

This section describes the Bean Provider's view of the bean's environment, and defines his or her responsibilities. The first subsection describes annotations for injecting simple environment entries; the second describes the API for accessing simple environment entries; and the third describes syntax for declaring the environment entries in a deployment descriptor.

11.4.1.1. Injection of Simple Environment Entries Using Annotations

The Bean Provider uses the `Resource` annotation to annotate a field or method of the bean class as a target for the injection of a simple environment entry. The name of the environment entry is as described in [Annotations for Environment Entries](#); the type is as described in [Simple Environment Entries](#). Note that the container will unbox the environment entry as required to match it to a primitive type used for the injection field or method. The `authenticationType` and `shareable` elements of the `Resource` annotation must not be specified: simple environment entries are not shareable and do not require authentication.

The following code example illustrates how an enterprise bean uses annotations for the injection of environment entries.

```
@Stateless
public class EmployeeServiceBean implements EmployeeService {
    ...
    // The maximum number of tax exemptions, configured by Deployer
    @Resource
    int maxExemptions;

    // The minimum number of tax exemptions, configured by Deployer
    @Resource
    int minExemptions;

    public void setTaxInfo(int numberOfExemptions,...)
        throws InvalidNumberOfExemptionsException {
        ...
        // Use the environment entries to customize business logic.
        if (numberOfExemptions > maxExemptions
            || numberOfExemptions < minExemptions)
            throw new InvalidNumberOfExemptionsException();
        }
    }
}
```

The following code example illustrates how an environment entry can be assigned a value by referring to another entry, potentially in a different namespace.

```
// an entry that gets its value from an application-wide entry
@Resource(lookup="java:app/env/timeout")
int timeout;
```

11.4.1.2. Programming Interfaces for Accessing Simple Environment Entries

In addition to the use of injection as described above, an enterprise bean may access environment entries dynamically. This may be done by means of the `EJBContext` `lookup` method or by direct use of

the JNDI interfaces. The environment entries are declared by the Bean Provider by means of annotations on the bean class or in the deployment descriptor.

When the JNDI interfaces are used directly, the bean instance creates a `javax.naming.InitialContext` object by using the constructor with no arguments, and looks up the naming environment via the `InitialContext` under the name `java:comp/env`. The bean's environmental entries are stored directly in the environment naming context, or its direct or indirect subcontexts.

The following code example illustrates how an enterprise bean accesses its environment entries when the JNDI APIs are used directly. In this example, the names under which the entries are accessed are defined by the deployment descriptor, as shown in the example of [Declaration of Simple Environment Entries in the Deployment Descriptor](#).

```

@Stateless
public class EmployeeServiceBean implements EmployeeService {
    ...
    public void setTaxInfo(int numberOfExemptions, ...)
        throws InvalidNumberOfExemptionsException {
        ...
        // Obtain the enterprise bean's environment naming context.
        Context initCtx = new InitialContext();
        Context myEnv = (Context)initCtx.lookup("java:comp/env");

        // Obtain the maximum number of tax exemptions
        // configured by the Deployer.
        Integer maxExemptions = (Integer)myEnv.lookup("maxExemptions");

        // Obtain the minimum number of tax exemptions
        // configured by the Deployer.
        Integer minExemptions = (Integer)myEnv.lookup("minExemptions");

        // Use the environment entries to customize business logic.
        if (numberOfExemptions > maxExemptions
            || numberOfExemptions < minExemptions)
            throw new InvalidNumberOfExemptionsException();

        // Get some more environment entries. These environment
        // entries are stored in subcontexts.
        String val1 = (String)myEnv.lookup("foo/name1");
        Boolean val2 = (Boolean)myEnv.lookup("foo/bar/name2");

        // The enterprise bean can also lookup using full pathnames.
        Integer val3 = (Integer)initCtx.lookup("java:comp/env/name3");
        Integer val4 = (Integer)initCtx.lookup("java:comp/env/foo/name4");
        ...
    }
}

```

11.4.1.3. Declaration of Simple Environment Entries in the Deployment Descriptor

The Bean Provider must declare all the simple environment entries accessed from the enterprise bean's code. The simple environment entries are declared either using annotations in the bean class code or using the `env-entry` elements in the deployment descriptor.

Each `env-entry` deployment descriptor element describes a single environment entry. The `env-entry` element consists of an optional description of the environment entry, the environment entry name relative to the `java:comp/env` context, the expected Java type of the environment entry value (i.e., the type of the object returned from the `EJBContext` or `JNDI lookup` method), and an optional environment entry value.

See [Sharing of Environment Entries](#) for environment entry name scoping rules.

If the Bean Provider provides a value for an environment entry using the `env-entry-value` element, the value can be changed later by the Application Assembler or Deployer. The value must be a string that is valid for the constructor of the specified type that takes a single `String` parameter, or for `java.lang.Character`, a single character.

The following example is the declaration of environment entries used by the `EmployeeServiceBean` whose code was illustrated in the previous subsection.

```

<enterprise-beans>
  <session>
    ...
    <ejb-name>EmployeeService</ejb-name>
    <ejb-class>com.wombat.empl.EmployeeServiceBean</ejb-class>
    ...
    <env-entry>
      <description>
        The maximum number of tax exemptions
        allowed to be set.
      </description>
      <env-entry-name>maxExemptions</env-entry-name>
      <env-entry-type>java.lang.Integer</env-entry-type>
      <env-entry-value>15</env-entry-value>
    </env-entry>
    <env-entry>
      <description>
        The minimum number of tax exemptions
        allowed to be set.
      </description>
      <env-entry-name>minExemptions</env-entry-name>
      <env-entry-type>java.lang.Integer</env-entry-type>
      <env-entry-value>1</env-entry-value>
    </env-entry>
    <env-entry>
      <env-entry-name>foo/name1</env-entry-name>
      <env-entry-type>java.lang.String</env-entry-type>
      <env-entry-value>value1</env-entry-value>
    </env-entry>
    <env-entry>
      <env-entry-name>foo/bar/name2</env-entry-name>
      <env-entry-type>java.lang.Boolean</env-entry-type>
      <env-entry-value>true</env-entry-value>
    </env-entry>
    <env-entry>
      <description>Some description.</description>
      <env-entry-name>name3</env-entry-name>
      <env-entry-type>java.lang.Integer</env-entry-type>
    </env-entry>
    <env-entry>
      <env-entry-name>foo/name4</env-entry-name>
      <env-entry-type>java.lang.Integer</env-entry-type>
      <env-entry-value>10</env-entry-value>
    </env-entry>
    ...
  </session>
</enterprise-beans>

```

Injection of environment entries may also be specified using the deployment descriptor, without need for Java language annotations. The following is an example of the declaration of environment entries corresponding to the example of [Injection of Simple Environment Entries Using Annotations](#).

```

<enterprise-beans>
  <session>
    ...
    <ejb-name>EmployeeService</ejb-name>
    <ejb-class>com.wombat.empl.EmployeeServiceBean</ejb-class>
    ...
    <env-entry>
      <description>
        The maximum number of tax exemptions
        allowed to be set.
      </description>
      <env-entry-name>
        com.wombat.empl.EmployeeService/maxExemptions
      </env-entry-name>
      <env-entry-type>java.lang.Integer</env-entry-type>
      <env-entry-value>15</env-entry-value>
      <injection-target>
        <injection-target-class>
          com.wombat.empl.EmployeeServiceBean
        </injection-target-class>
        <injection-target-name>maxExemptions</injection-target-name>
      </injection-target>
    </env-entry>
    <env-entry>
      <description>
        The minimum number of tax exemptions
        allowed to be set.
      </description>
      <env-entry-name>
        com.wombat.empl.EmployeeService/minExemptions
      </env-entry-name>
      <env-entry-type>java.lang.Integer</env-entry-type>
      <env-entry-value>1</env-entry-value>
      <injection-target>
        <injection-target-class>
          com.wombat.empl.EmployeeServiceBean
        </injection-target-class>
        <injection-target-name>minExemptions</injection-target-name>
      </injection-target>
    </env-entry>
    ...
  </session>
</enterprise-beans>

```

It is often convenient to declare a field as an injection target, but to specify a default value in the code, as illustrated in the following example.

```
// The maximum number of tax exemptions, configured by the Deployer.  
@Resource  
int maxExemptions = 4; // defaults to 4
```

To support this case, the container must only inject a value for the environment entry if the Application Assembler or Deployer has specified a value to override the default value. The `env-entry-value` element in the deployment descriptor is optional when an injection target is specified. If the element is not specified, no value will be injected. In addition, if the element is not specified, the named resource is not initialized in the naming context, and explicit lookups of the named resource will fail.

The deployment descriptor equivalent of the `lookup` element of the `Resource` annotation is `lookup-name`. The following deployment descriptor fragment is equivalent to the earlier example that used `lookup`.

```
<env-entry>  
  <env-entry-name>  
    com.wombat.empl.EmployeeServiceBean/timeout  
  </env-entry-name>  
  <env-entry-type>java.lang.Integer</env-entry-type>  
  <injection-target>  
    <injection-target-class>  
      com.wombat.empl.EmployeeServiceBean  
    </injection-target-class>  
    <injection-target-name>timeout</injection-target-name>  
  </injection-target>  
  <lookup-name>java:app/env/timeout</lookup-name>  
</env-entry>
```

It is an error for both the `env-entry-value` and `lookup-name` elements to be specified for a given `env-entry` element. If either element exists, an eventual `lookup` element of the corresponding `Resource` annotation (if any) must be ignored. In other words, assignment of a value to an environment entry via a deployment descriptor, either directly (`env-entry-value`) or indirectly (`lookup-name`), overrides any assignments made via annotations.

11.4.2. Application Assembler's Responsibility

The Application Assembler is allowed to modify the values of the simple environment entries set by the Bean Provider, and is allowed to set the values of those environment entries for which the Bean Provider has not specified any initial values. The Application Assembler may use the deployment descriptor to override settings made by the Bean Provider, whether in the deployment descriptor or using annotations.

11.4.3. Deployer's Responsibility

The Deployer must ensure that the values of all the simple environment entries declared by an enterprise bean are set to meaningful values.

The Deployer can modify the values of the environment entries that have been previously set by the Bean Provider and/or Application Assembler, and must set the values of those environment entries for which no value has been specified.

The `description` elements provided by the Bean Provider or Application Assembler help the Deployer with this task.

11.4.4. Container Provider Responsibility

The Container Provider has the following responsibilities:

- Provide a deployment tool that allows the Deployer to set and modify the values of the enterprise bean's environment entries.
- Implement the `java:comp/env`, `java:module`, `java:app` and `java:global` environment naming contexts, and provide them to the enterprise bean instances at runtime. The naming context must include all the environment entries declared by the Bean Provider, with their values supplied in the deployment descriptor or set by the Deployer. The environment naming context must allow the Deployer to create subcontexts if they are needed by an enterprise bean.
- Inject entries from the naming environment into the bean instance, as specified by the annotations on the bean class or by the deployment descriptor.
- The container must ensure that the enterprise bean instances have only read access to their environment variables. The container must throw the `javax.naming.OperationNotSupportedException` from all the methods of the `javax.naming.Context` interface that modify the environment naming context and its subcontexts.

11.5. Enterprise Bean References

This section describes the programming and deployment descriptor interfaces that allow the Bean Provider to refer to the business interfaces, no-interface views, or home interfaces of other enterprise beans using "logical" names called *enterprise bean references*. The enterprise bean references are special entries in the enterprise bean's environment. The Deployer binds the enterprise bean references to the enterprise bean business interfaces, no-interface views, or home interfaces in the target operational environment, as appropriate.

The deployment descriptor also allows the Application Assembler to link an enterprise bean reference declared in one enterprise bean to another enterprise bean contained in the same ejb-jar file, or in another ejb-jar file in the same Jakarta EE application unit. The link is an instruction to the tools used by the Deployer that the enterprise bean reference should be bound to the business interface, no-interface view, or home interface of the specified target enterprise bean. This linking can also be

specified by the Bean Provider using annotations in the source code of the bean class.

11.5.1. Bean Provider's Responsibilities

This section describes the Bean Provider's view and responsibilities with respect to enterprise bean references. The first subsection describes annotations for injecting enterprise bean references; the second describes the API for accessing enterprise bean references; and the third describes syntax for declaring the enterprise bean references in a deployment descriptor.

11.5.1.1. Injection of Enterprise Bean References

The Bean Provider uses the `EJB` annotation to annotate a field or setter property method of the bean class as a target for the injection of an enterprise bean reference.

`EJB` annotation contains the following elements:

- The `name` element refers to the name by which the resource is to be looked up in the environment.
- The `beanInterface` element is the referenced interface type. The reference may be to a session bean's business interface, to a session bean's no-interface view, or to the local home interface or remote home interface of a session bean or an entity bean.^[79]
- The `beanName` element references the value of the `name` element of the `Stateful` or `Stateless` annotation (or `ejb-name` element, if the deployment descriptor was used to define the name of the bean). The `beanName` element allows disambiguation if multiple session beans in the `ejb-jar` implement the same interface.
- The `mappedName` element is a product-specific name that the bean reference should be mapped to. Applications that use mapped names may not be portable.
- The `lookup` element is a portable lookup string containing the JNDI name for the target enterprise bean component.

Either the `beanName` or the `lookup` element can be used to resolve the enterprise bean dependency to the target component. It is an error to specify values for both `beanName` and `lookup`.

The following example illustrates how an enterprise bean uses the `EJB` annotation to reference another enterprise bean. The enterprise bean reference will have the name `java:comp/env/com.acme.example.ExampleBean/myCart` in the referencing bean's naming context, where `ExampleBean` is the name of the class of the referencing bean and `com.acme.example` its package. The target of the reference must be resolved by the Deployer, unless there is only one session bean component within the same application that exposes a client view type which matches the enterprise bean reference.

```

package com.acme.example;
@Stateless
public class ExampleBean implements Example {
    ...
    @EJB
    private ShoppingCart myCart;
    ...
}

```

The following example illustrates use of almost all portable elements of the `EJB` annotation. In this case, the enterprise bean reference would have the name `java:comp/env/ejb/shopping-cart` in the referencing bean's naming context. This reference is linked to a bean named `cart1`.

```

@EJB(
    name="ejb/shopping-cart",
    beanInterface=ShoppingCart.class,
    beanName="cart1",
    description="The shopping cart for this application"
)
private ShoppingCart myCart;

```

As an alternative to `beanName`, a reference to an enterprise bean can use a session bean JNDI name by means of the lookup annotation element. The following example uses a JNDI name in the application namespace.

```

@EJB(
    lookup="java:app/cartModule/ShoppingCart",
    description="The shopping cart for this application"
)
private ShoppingCart myOtherCart;

```

If the `ShoppingCart` bean were instead written to the Enterprise Beans 2.1 client view, the enterprise bean reference would be to the bean's home interface. For example:

```

@EJB(
    name="ejb/shopping-cart",
    beanInterface=ShoppingCartHome.class,
    beanName="cart1",
    description="The shopping cart for this application"
)
private ShoppingCartHome myCartHome;

```

If the `ShoppingCart` bean were instead written to the no-interface client view and was implemented by bean class `ShoppingCartBean.class`, the EJB reference would have type `ShoppingCartBean.class`. For example:

```
@EJB(  
    name="ejb/shopping-cart",  
    beanInterface=ShoppingCartBean.class,  
    beanName="cart1",  
    description="The shopping cart for this application"  
)  
private ShoppingCartBean myCart;
```

11.5.1.2. Enterprise Bean Reference Programming Interfaces

The Bean Provider may use enterprise bean references to locate the business interfaces, no-interface views, or home interfaces of other enterprise beans as follows.

- Assign an entry in the enterprise bean's environment to the reference. (See [Declaration of Enterprise Bean References in Deployment Descriptor](#) for information on how enterprise bean references are declared in the deployment descriptor.)
- The Enterprise Beans specification recommends, but does not require, that all references to other enterprise beans be organized in the `ejb` subcontext of the bean's environment (i.e., in the `java:comp/env/ejb` JNDI context). Note that enterprise bean references declared by means of annotations will not, by default, be in any subcontext.
- Look up the business interface, no-interface view, or home interface of the referenced enterprise bean in the enterprise bean's environment using the `EJBContext` `lookup` method or the JNDI API.

The following example illustrates how an enterprise bean uses an enterprise bean reference to locate the remote home interface of another enterprise bean using the JNDI APIs.

```

@EJB(name="ejb/EmplRecord", beanInterface=EmployeeRecordHome.class)
@Stateless
public class EmployeeServiceBean
    implements EmployeeService {

    public void changePhoneNumber(...) {
        ...
        // Obtain the default initial JNDI context.
        Context initCtx = new InitialContext();

        // Look up the home interface of the EmployeeRecord
        // enterprise bean in the environment.
        Object result = initCtx.lookup(
            "java:comp/env/ejb/EmplRecord");

        // Convert the result to the proper type.
        EmployeeRecordHome emplRecordHome = (EmployeeRecordHome)
            javax.rmi.PortableRemoteObject.narrow(result,
                EmployeeRecordHome.class);

        ...
    }
}

```

In the example, the Bean Provider of the `EmployeeServiceBean` enterprise bean assigned the environment entry `ejb/EmplRecord` as the enterprise bean reference name to refer to the remote home of another enterprise bean.

11.5.1.3. Declaration of Enterprise Bean References in Deployment Descriptor

Although the enterprise bean reference is an entry in the enterprise bean's environment, the Bean Provider must not use a `env-entry` element to declare it. Instead, the Bean Provider must declare all the enterprise bean references using the `ejb-ref` and `ejb-local-ref` elements of the deployment descriptor. This allows the `ejb-jar` consumer (i.e. Application Assembler or Deployer) to discover all the enterprise bean references used by the enterprise bean. Deployment descriptor entries may also be used to specify injection of an enterprise bean reference into a bean.

Each `ejb-ref` or `ejb-local-ref` element describes the interface requirements that the referencing enterprise bean has for the referenced enterprise bean. The `ejb-ref` element is used for referencing an enterprise bean that is accessed through its remote business interface or remote home and component interfaces. The `ejb-local-ref` element is used for referencing an enterprise bean that is accessed through its local business interface, no-interface view, local home and component interfaces.

The `ejb-ref` element contains the `description`, `ejb-ref-name`, `ejb-ref-type`, `home`, `remote`, `ejb-link`, and `lookup-name` elements.

The `ejb-local-ref` element contains the `description`, `ejb-ref-name`, `ejb-ref-type`, `local-home`, `local`, `ejb-`

`link`, and `lookup-name` elements.

The `ejb-ref-name` element specifies the enterprise bean reference name: its value is the environment entry name used in the enterprise bean code. The `ejb-ref-name` must be specified.

The optional `ejb-ref-type` element specifies the expected type of the enterprise bean: its value must be either Entity^[80] or Session.

The `home` and `remote` or `local-home` and `local` elements specify the expected Java types of the referenced enterprise bean's interface(s). If the reference is to an Enterprise Beans 2.1 remote client view interface, the `home` element is required. Likewise, if the reference is to an Enterprise Beans 2.1 local client view interface, the `local-home` element is required. The `remote` element of the `ejb-ref` element refers to either the remote business interface type or the remote component interface, depending on whether the reference is to a bean's Enterprise Beans 3.x or Enterprise Beans 2.1 remote client view. Likewise, the `local` element of the `ejb-local-ref` element refers to either the local business interface type, bean class type or the local component interface type, depending on whether the reference is to a bean's Enterprise Beans 3.x local business interface, no-interface view, or Enterprise Beans 2.1 local client view respectively.

The `ejb-link` element is used to link an enterprise bean reference to a target bean, and is described in [Application Assembler's Responsibilities](#) below.

The `lookup-name` element specifies the JNDI name of the enterprise bean reference's target session bean, and is described further in [Application Assembler's Responsibilities](#) below.

See [Sharing of Environment Entries](#) for the name scoping rules of enterprise bean references.

The following example illustrates the declaration of enterprise bean references in the deployment descriptor.

```

...
<enterprise-beans>
  <session>
    ...
    <ejb-name>EmployeeService</ejb-name>
    <ejb-class>com.wombat.empl.EmployeeServiceBean</ejb-class>
    ...
    <ejb-ref>
      <description>
        This is a reference to an Enterprise Beans 2.1 session
        bean that encapsulates access to employee records.
      </description>
      <ejb-ref-name>ejb/EmplRecord</ejb-ref-name>
      <ejb-ref-type>Session</ejb-ref-type>
      <home>com.wombat.empl.EmployeeRecordHome</home>
      <remote>com.wombat.empl.EmployeeRecord</remote>
    </ejb-ref>
    <ejb-local-ref>
      <description>
        This is a reference to the local business interface
        of an Enterprise Beans 3.0 session bean that provides a payroll
        service.
      </description>
      <ejb-ref-name>ejb/Payroll</ejb-ref-name>
      <local>com.aardvark.payroll.Payroll</local>
    </ejb-local-ref>
    <ejb-local-ref>
      <description>
        This is a reference to the local business interface
        of an Enterprise Beans 3.0 session bean that provides a pension
        plan service.
      </description>
      <ejb-ref-name>ejb/PensionPlan</ejb-ref-name>
      <local>com.wombat.empl.PensionPlan</local>
    </ejb-local-ref>
    ...
  </session>
  ...
</enterprise-beans>
...

```

11.5.2. Application Assembler's Responsibilities

The Application Assembler can use the `ejb-link` element in the deployment descriptor to link an enterprise bean reference to a target enterprise bean within the same application.

The Application Assembler specifies the link between two enterprise beans as follows:

- The Application Assembler uses the optional `ejb-link` element of the `ejb-ref` or `ejb-local-ref` element of the referencing enterprise bean. The value of the `ejb-link` element is the name of the target enterprise bean. (This is the bean name as defined by metadata annotation (or default) in the bean class or in the `ejb-name` element of the target enterprise bean.) The target enterprise bean can be in any `ejb-jar` file or `.war` file in the same Jakarta EE application as the referencing application component.
- Alternatively, to avoid the need to rename enterprise beans to have unique names within an entire Jakarta EE application, the Application Assembler may use either of the following two syntaxes in the `ejb-link` element of the referencing application component.^[81]
 - The Application Assembler specifies the module name of the `ejb-jar` file or `.war` file containing the referenced enterprise bean and appends the `ejb-name` of the target bean separated by `/`. The module name is the name of the module in which the enterprise bean is packaged, with no filename extension, unless the `module-name` element is specified in the module's deployment descriptor.
 - The Application Assembler specifies the path name of the `ejb-jar` file or `.war` file containing the referenced enterprise bean and appends the `ejb-name` of the target bean separated from the path name by `#`. The path name is relative to the referencing application component jar file. In this manner, multiple beans with the same `ejb-name` may be uniquely identified when the Application Assembler cannot change `ejb-names`.
- Rather than using `ejb-link` to resolve the enterprise bean reference, the Application Assembler may use the `lookup-name` element to reference the target enterprise bean component by means of one of its JNDI names. It is an error for both `ejb-link` and `lookup-name` to be specified within an `ejb-ref` or `ejb-local-ref` element.
- The Application Assembler must ensure that the target enterprise bean is type-compatible with the declared enterprise bean reference. This means that the target enterprise bean must be of the type indicated in the `ejb-ref-type` element, if present, and that the business interface, bean class, or home and component interfaces of the target enterprise bean must be Java type-compatible with the type declared in the enterprise bean reference.

The following illustrates the use of an `ejb-link` in the deployment descriptor.


```

...
<enterprise-beans>
  <session>
    ...
    <ejb-name>EmployeeService</ejb-name>
    <ejb-class>com.wombat.empl.EmployeeServiceBean</ejb-class>
    ...
    <ejb-ref>
      <ejb-ref-name>ejb/EmplRecord</ejb-ref-name>
      <ejb-ref-type>Session</ejb-ref-type>
      <home>com.wombat.empl.EmployeeRecordHome</home>
      <remote>com.wombat.empl.EmployeeRecord</remote>
      <ejb-link>EmployeeRecord</ejb-link>
    </ejb-ref>
    ...
  </session>
  ...
  <session>
    <ejb-name>EmployeeRecord</ejb-name>
    <home>com.wombat.empl.EmployeeRecordHome</home>
    <remote>com.wombat.empl.EmployeeRecord</remote>
    ...
  </session>
  ...
</enterprise-beans>
...

```

The Application Assembler uses the `ejb-link` element to indicate that the enterprise bean reference `EmplRecord` declared in the `EmployeeService` enterprise bean has been linked to the `EmployeeRecord` enterprise bean.

The following example illustrates using the `ejb-link` element to indicate an enterprise bean reference to the `ProductEJB` enterprise bean that is in the same Jakarta EE application unit but in a different `ejb-jar` file.

```

<session>
  ...
  <ejb-name>OrderEJB</ejb-name>
  <ejb-class>com.wombat.orders.OrderBean</ejb-class>
  ...
  <ejb-ref>
    <ejb-ref-name>ejb/Product</ejb-ref-name>
    <ejb-ref-type>Session</ejb-ref-type>
    <home>com.acme.orders.ProductHome</home>
    <remote>com.acme.orders.Product</remote>
    <ejb-link>../products/product.jar#ProductEJB</ejb-link>
  </ejb-ref>
  ...
</session>

```

The following example illustrates using the `ejb-link` element to indicate an enterprise bean reference to the `ShoppingCart` enterprise bean that is in the same Jakarta EE application unit but in a different `ejb-jar` file. The reference was originally declared in the bean's code using an annotation. The Application Assembler provides only the link to the bean.

```

...
<ejb-ref>
  <ejb-ref-name>ShoppingService/myCart</ejb-ref-name>
  <ejb-link>product/ShoppingCart</ejb-link>
</ejb-ref>
...

```

The same effect can be obtained with the `lookup-name` element instead, using an appropriate JNDI name for the target bean.

```

...
<ejb-ref>
  <ejb-ref-name>ShoppingService/myCart</ejb-ref-name>
  <lookup-name>java:app/products/ShoppingCart</lookup-name>
</ejb-ref>
...

```

11.5.2.1. Overriding Rules

The following rules apply to how a deployment descriptor entry may override an `EJB` annotation:

- The relevant deployment descriptor entry is located based on the JNDI name used with the annotation (either defaulted or provided explicitly).

- The type specified in the deployment descriptor via the `remote` , `local` , `remote-home` , or `local-home` element and any bean referenced by the `ejb-link` element must be assignable to the type of the field or property or the type specified by the `beanInterface` element of the `EJB` annotation.
- The description, if specified, overrides the description element of the annotation.
- The injection target, if specified, must name exactly the annotated field or property method.

11.5.3. Deployer's Responsibility

The Deployer is responsible for the following:

- The Deployer must ensure that all the declared enterprise bean references are bound to the business interfaces, no-interface views, or home interfaces of enterprise beans that exist in the operational environment. For session beans, the Deployer may use the information provided by the Bean Provider in the `mappedName` element of the `EJB` annotation or the `mapped-name` element of the `ejb-ref` or `ejb-local-ref` deployment descriptor element in creating this binding. [Access in the Global JNDI Namespace](#) describes the syntax for session bean portable global JNDI names. The Deployer may also use, for example, the JNDI `LinkRef` mechanism to create a symbolic link to the actual JNDI name of the target enterprise bean.
- The Deployer must ensure that the target enterprise bean is type-compatible with the types declared for the enterprise bean reference. This means that the target enterprise bean must be of the type indicated by the use of the `EJB` annotation, by the `ejb-ref-type` element (if specified), and that the business interface, no-interface view, and/or home and component interfaces of the target enterprise bean must be Java type-compatible with the type of the injection target or the types declared in the enterprise bean reference.
- If an `EJB` annotation includes the `beanName` element or the `ejb-ref` or `ejb-local-ref` element includes the `ejb-link` element, the Deployer should bind the enterprise bean reference to the enterprise bean specified as the target.
- If an `EJB` annotation includes the `lookup` element or the `ejb-ref` or `ejb-local-ref` element includes the `lookup-name` element, the Deployer should bind the enterprise bean reference to the enterprise bean specified as the target. It is an error for an enterprise bean reference declaration to include both an `ejb-link` and a `lookup-name` element.

The following example illustrates the use of the `lookup-name` element to bind an enterprise bean reference to a target enterprise bean in the operational environment. The reference was originally declared in the bean's code using an annotation. The target enterprise bean has `ejb-name` `ShoppingCart` and is deployed in the stand-alone module `products.jar`.

```
...
<ejb-ref>
  <ejb-ref-name>ShoppingService/myCart</ejb-ref-name>
  <lookup-name>java:global/products/ShoppingCart</lookup-name>
</ejb-ref>
```

11.5.4. Container Provider's Responsibility

The Container Provider must provide the deployment tools that allow the Deployer to perform the tasks described in the previous subsection. The deployment tools provided by the Container Provider must be able to process the information supplied in the `ejb-ref` and `ejb-local-ref` elements in the deployment descriptor.

At the minimum, the tools must be able to:

- Preserve the application assembly information in annotations or in the `ejb-link` elements by binding an enterprise bean reference to the business interface, no-interface view, or the home interface of the specified target bean.
- Inform the Deployer of any unresolved enterprise bean references, and allow him or her to resolve an enterprise bean reference by binding it to a specified compatible target bean.

11.6. Web Service References

Web service references allow the Bean Provider to refer to external web services. The web service references are special entries in the enterprise bean's environment. The Deployer binds the web service references to the web service classes or interfaces in the target operational environment.

The specification of web service references and their usage is defined in the *Jakarta XML Web Services* [31] and *Jakarta Enterprise Web Services* specifications [30].

See [Sharing of Environment Entries](#) for the name scoping rules of web service references.

The Enterprise Beans specification recommends, but does not require, that all references to web services be organized in the `service` subcontext of the bean's environment (i.e., in the `java:comp/env/service` JNDI context).

11.7. Resource Manager Connection Factory References

A resource manager connection factory is an object that is used to create connections to a resource manager. For example, an object that implements the `javax.sql.DataSource` interface is a resource manager connection factory for `java.sql.Connection` objects that implement connections to a database management system.

This section describes the metadata annotations and deployment descriptor elements that allow the enterprise bean code to refer to resource factories using logical names called *resource manager connection factory references*. The resource manager connection factory references are special entries in the enterprise bean's environment. The Deployer binds the resource manager connection factory references to the actual resource manager connection factories that are configured in the container. Because these resource manager connection factories allow the container to affect resource management, the connections acquired through the resource manager connection factory references are called *managed resources* (e.g., these resource manager connection factories allow the container to

implement connection pooling and automatic enlistment of the connection with a transaction).

11.7.1. Bean Provider's Responsibilities

This subsection describes the Bean Provider's view of locating resource factories and defines his or her responsibilities. The first subsection describes annotations for injecting references to resource manager connection factories; the second describes the API for accessing resource manager connection references; and the third describes syntax for declaring the resource manager connection references in a deployment descriptor.

11.7.1.1. Injection of Resource Manager Connection Factory References

A field or a method of an enterprise bean may be annotated with the `Resource` annotation. The name and type of the factory are as described above in [Annotations for Environment Entries](#). The `authenticationType` and `shareable` elements of the `Resource` annotation may be used to control the type of authentication desired for the resource and the shareability of connections acquired from the factory, as described in the following sections.

The following code example illustrates how an enterprise bean uses annotations to declare resource manager connection factory references.

```
//The employee database.  
@Resource  
javax.sql.DataSource employeeAppDB;  
...  
public void changePhoneNumber(...) {  
    ...  
    // Invoke factory to obtain a resource. The security  
    // principal for the resource is not given, and  
    // therefore it will be configured by the Deployer.  
    java.sql.Connection con = employeeAppDB.getConnection();  
    ...  
}
```

The same resource manager can be declared using the JNDI name of an entry to which the resource being defined will be bound.

```
// The customer database, looked up in the application environment.  
@Resource(lookup="java:app/env/employeeAppDB")  
javax.sql.DataSource employeeAppDB;
```

11.7.1.2. Programming Interfaces for Resource Manager Connection Factory References

The Bean Provider must use resource manager connection factory references to obtain connections to

resources as follows.

- Assign an entry in the enterprise bean's environment to the resource manager connection factory reference. (See [Declaration of Resource Manager Connection Factory References in Deployment Descriptor](#) for information on how resource manager connection factory references are declared in the deployment descriptor.)
- The Enterprise Beans specification recommends, but does not require, that all resource manager connection factory references be organized in the subcontexts of the bean's environment, using a different subcontext for each resource manager type. For example, all JDBC data source references might be declared in the `java:comp/env/jdbc` subcontext, and all Jakarta Messaging connection factories in the `java:comp/env/jms` subcontext. Also, all Jakarta® Mail connection factories might be declared in the `java:comp/env/mail` subcontext and all URL connection factories in the `java:comp/env/url` subcontext. Note that resource manager connection factory references declared via annotations will not, by default, appear in any subcontext.
- Lookup the resource manager connection factory object in the enterprise bean's environment using the `EJBContext lookup` method or using the JNDI API.
- Invoke the appropriate method on the resource manager connection factory to obtain a connection to the resource. The factory method is specific to the resource type. It is possible to obtain multiple connections by calling the factory object multiple times.

The Bean Provider can control the shareability of the connections acquired from the resource manager connection factory. By default, connections to a resource manager are shareable across other enterprise beans in the application that use the same resource in the same transaction context. The Bean Provider can specify that connections obtained from a resource manager connection factory reference are not shareable by specifying the value of the `shareable` annotation element to `false` or the value of the `res-sharing-scope` deployment descriptor element to be `Unshareable`. The sharing of connections to a resource manager allows the container to optimize the use of connections and enables the container's use of local transaction optimizations.

The Bean Provider has two choices with respect to dealing with associating a principal with the resource manager access:

- Allow the Deployer to set up principal mapping or resource manager sign-on information. In this case, the enterprise bean code invokes a resource manager connection factory method that has no security-related parameters.
- Sign on to the resource manager from the bean code. In this case, the enterprise bean invokes the appropriate resource manager connection factory method that takes the sign-on information as method parameters.

The Bean Provider uses the `authenticationType` annotation element or the `res-auth` deployment descriptor element to indicate which of the two resource manager authentication approaches is used.

We expect that the first form (i.e., letting the Deployer set up the resource manager sign-on information) will be the approach used by most enterprise beans.

The following code sample illustrates obtaining a JDBC connection when the EJBContext `lookup` method is used.

```
@Resource(name="jdbc/EmployeeAppDB", type=javax.sql.DataSource)
@Stateless
public class EmployeeServiceBean implements EmployeeService {
    @Resource
    SessionContext ctx;
    public void changePhoneNumber(...) {
        ...
        // use context lookup to obtain resource manager
        // connection factory
        javax.sql.DataSource ds = (javax.sql.DataSource)
            ctx.lookup("jdbc/EmployeeAppDB");

        // Invoke factory to obtain a connection. The security
        // principal is not given, and therefore
        // it will be configured by the Deployer.
        java.sql.Connection con = ds.getConnection();
        ...
    }
}
```

The following code sample illustrates obtaining a JDBC connection when the JNDI APIs are used directly.

```

@Resource(name="jdbc/EmployeeAppDB", type=javax.sql.DataSource)
@Stateless
public class EmployeeServiceBean implements EmployeeService {

    EJBContext ejbContext;

    public void changePhoneNumber(...) {
        ...
        // obtain the initial JNDI context
        Context initCtx = new InitialContext();

        // perform JNDI lookup to obtain resource manager
        // connection factory
        javax.sql.DataSource ds = (javax.sql.DataSource)
            initCtx.lookup("java:comp/env/jdbc/EmployeeAppDB");

        // Invoke factory to obtain a connection. The security
        // principal is not given, and therefore
        // it will be configured by the Deployer.
        java.sql.Connection con = ds.getConnection();
        ...
    }
}

```

11.7.1.3. Declaration of Resource Manager Connection Factory References in Deployment Descriptor

Although a resource manager connection factory reference is an entry in the enterprise bean's environment, the Bean Provider must not use an `env-entry` element to declare it.

Instead, if metadata annotations are not used, the Bean Provider must declare all the resource manager connection factory references in the deployment descriptor using the `resource-ref` elements. This allows the `ejb-jar` consumer (i.e. Application Assembler or Deployer) to discover all the resource manager connection factory references used by an enterprise bean. Deployment descriptor entries may also be used to specify injection of a resource manager connection factor reference into a bean.

See Section "Declaration of Resource Manager Connection Factory References in Deployment Descriptor" in the Jakarta EE Platform specification [12] for the description of the `resource-ref` element.

See [Sharing of Environment Entries](#) for the name scoping rules of resource manager connection factory references.

The type declaration allows the Deployer to identify the type of the resource manager connection factory.

Note that the indicated type is the Java type of the resource factory, not the Java type of the resource.

The following example is the declaration of resource manager connection factory references used by the `EmployeeService` enterprise bean illustrated in the previous subsection.

```
...
<enterprise-beans>
  <session>
    ...
    <ejb-name>EmployeeService</ejb-name>
    <ejb-class>com.wombat.empl.EmployeeServiceBean</ejb-class>
    ...
    <resource-ref>
      <description>
        A data source for the database in which
        the EmployeeService enterprise bean will
        record a log of all transactions.
      </description>
      <res-ref-name>jdbc/EmployeeAppDB</res-ref-name>
      <res-type>javax.sql.DataSource</res-type>
      <res-auth>Container</res-auth>
      <res-sharing-scope>Shareable</res-sharing-scope>
    </resource-ref>
    ...
  </session>
</enterprise-beans>
...
```

The following example illustrates the declaration of Jakarta Messaging resource manager connection factory references.

```

...
<enterprise-beans>
  <session>
    ...
    <resource-ref>
      <description>
        A queue connection factory used by the
        MySession enterprise bean to send
        notifications.
      </description>
      <res-ref-name>jms/qConnFactory</res-ref-name>
      <res-type>jakarta.jms.QueueConnectionFactory</res-type>
      <res-auth>Container</res-auth>
      <res-sharing-scope>Unshareable</res-sharing-scope>
    </resource-ref>
    ...
  </session>
</enterprise-beans>
...

```

11.7.1.4. Standard Resource Manager Connection Factory Types

The Bean Provider must use the `javax.sql.DataSource` resource manager connection factory type for obtaining JDBC connections, and the `jakarta.jms.ConnectionFactory`, `jakarta.jms.QueueConnectionFactory`, or `jakarta.jms.TopicConnectionFactory` for obtaining Jakarta Messaging connections.

The Bean Provider must use the `jakarta.mail.Session` resource manager connection factory type for obtaining Jakarta Mail connections, and the `java.net.URL` resource manager connection factory type for obtaining URL connections.

It is recommended that the Bean Provider names JDBC data sources in the `java:comp/env/jdbc` subcontext, and Jakarta Messaging connection factories in the `java:comp/env/jms` subcontext. It is also recommended that the Bean Provider name all Jakarta Mail connection factories in the `java:comp/env/mail` subcontext, and all URL connection factories in the `java:comp/env/url` subcontext. Note that resource manager connection factory references declared via annotations will not, by default, appear in any subcontext.

Jakarta® Connectors [14] allows an enterprise bean to use the API described in this section to obtain resource objects that provide access to additional back-end systems.

11.7.2. Deployer's Responsibility

The Deployer uses deployment tools to bind the resource manager connection factory references to the actual resource factories configured in the target operational environment.

The Deployer must perform the following tasks for each resource manager connection factory reference declared in the metadata annotations or deployment descriptor:

- Bind the resource manager connection factory reference to a resource manager connection factory that exists in the operational environment. The Deployer may use, for example, the JNDI `LinkRef` mechanism to create a symbolic link to the actual JNDI name of the resource manager connection factory. The resource manager connection factory type must be compatible with the type declared in the source code or in the `res-type` element.
- Provide any additional configuration information that the resource manager needs for opening and managing the resource. The configuration mechanism is resource-manager specific, and is beyond the scope of this specification.
- If the value of the `Resource` annotation `authenticationType` element is `AuthenticationType.CONTAINER` or the deployment descriptor `res-auth` element is `Container`, the Deployer is responsible for configuring the sign-on information for the resource manager. This is performed in a manner specific to the Enterprise Beans container and resource manager; it is beyond the scope of this specification.

For example, if principals must be mapped from the security domain and principal realm used at the enterprise beans application level to the security domain and principal realm of the resource manager, the Deployer or System Administrator must define the mapping. The mapping is performed in a manner specific to the Enterprise Beans container and resource manager; it is beyond the scope of the current Enterprise Beans specification.

11.7.3. Container Provider Responsibility

The Container Provider is responsible for the following:

- Provide the deployment tools that allow the Deployer to perform the tasks described in the previous subsection.
- Provide the implementation of the resource manager connection factory classes for the resource managers that are configured with the Enterprise Beans container.
- If the Bean Provider sets the `authenticationType` element of the `Resource` annotation to `AuthenticationType.APPLICATION` or the `res-auth` deployment descriptor entry for a resource manager connection factory reference to `Application`, the container must allow the bean to perform explicit programmatic sign-on using the resource manager's API.
- If the Bean Provider sets the `shareable` element of the `Resource` annotation to `false` or sets the `res-sharing-scope` deployment descriptor entry for a resource manager connection factory reference to `Unshareable`, the container must not attempt to share the connections obtained from the resource manager connection factory reference.^[82] If the Bean Provider sets the `res-sharing-scope` of a resource manager connection factory reference to `Shareable` or does not specify `res-sharing-scope`, the container must share the connections obtained from the resource manager connection factory according to the requirements defined in [12].
- The container must provide tools that allow the Deployer to set up resource manager sign-on

information for the resource manager references whose annotation element `authenticationType` is set to `AuthenticationType.CONTAINER` or whose `res-auth` deployment descriptor element is set to `Container`. The minimum requirement is that the Deployer must be able to specify the user/password information for each resource manager connection factory reference declared by the enterprise bean, and the container must be able to use the user/password combination for user authentication when obtaining a connection to the resource by invoking the resource manager connection factory.

Although not required by the Enterprise Beans specification, we expect that containers will support some form of a single sign-on mechanism that spans the application server and the resource managers. The container will allow the Deployer to set up the resource managers such that the Enterprise Beans caller principal can be propagated (directly or through principal mapping) to a resource manager, if required by the application.

While not required by the Enterprise Beans specification, most Enterprise Beans Container Providers also provide the following features:

- A tool to allow the System Administrator to add, remove, and configure a resource manager for the Enterprise Beans server.
- A mechanism to pool connections to the resources for the enterprise beans and otherwise manage the use of resources by the container. The pooling must be transparent to the enterprise beans.

11.7.4. System Administrator's Responsibility

The System Administrator is typically responsible for the following:

- Add, remove, and configure resource managers in the Enterprise Beans server environment.

In some scenarios, these tasks can be performed by the Deployer.

11.8. Resource Environment References

This section describes the programming and deployment descriptor interfaces that allow the Bean Provider to refer to administered objects that are associated with resources (e.g., a Jakarta Connectors CCI `InteractionSpec` instance) by using "logical" names called *resource environment references*. Resource environment references are special entries in the enterprise bean's environment. The Deployer binds the resource environment references to administered objects in the target operational environment.

11.8.1. Bean Provider's Responsibilities

This subsection describes the Bean Provider's view and responsibilities with respect to resource environment references.

11.8.1.1. Injection of Resource Environment References

A field or a method of a bean may be annotated with the `Resource` annotation to request injection of a resource environment reference. The name and type of the resource environment reference are as described in [Annotations for Environment Entries](#). The `authenticationType` and `shareable` elements of the `Resource` annotation must not be specified; resource environment entries are not shareable and do not require authentication. The use of the `Resource` annotation to declare a resource environment reference differs from the use of the `Resource` annotation to declare simple environment references only in that the type of a resource environment reference is not one of the Java language types used for simple environment references.

11.8.1.2. Resource Environment Reference Programming Interfaces

The Bean Provider must use resource environment references to locate administered objects that are associated with resources, as follows:

- Assign an entry in the enterprise bean's environment to the reference. (See [Declaration of Resource Environment References in Deployment Descriptor](#) for information on how resource environment references are declared in the deployment descriptor.)
- The Enterprise Beans specification recommends, but does not require, that all resource environment references be organized in the appropriate subcontext of the bean's environment for the resource type. Note that the resource environment references declared via annotations will not, by default, appear in any subcontext.
- Look up the administered object in the enterprise bean's environment using the `EJBContext` `lookup` method or the JNDI API.

11.8.1.3. Declaration of Resource Environment References in Deployment Descriptor

Although the resource environment reference is an entry in the enterprise bean's environment, the Bean Provider must not use a `env-entry` element to declare it. Instead, the Bean Provider must declare all references to administered objects associated with resources using either annotations in the bean's source code or the `resource-env-ref` elements of the deployment descriptor. This allows the `ejb-jar` consumer to discover all the resource environment references used by the enterprise bean. Deployment descriptor entries may also be used to specify injection of a resource environment reference into a bean.

See Section "Declaration of Resource Environment References in Deployment Descriptor" in the Jakarta EE Platform specification [\[12\]](#) for the description of the `resource-env-ref` element.

See [Sharing of Environment Entries](#) for the name scoping rules of resource environment references.

11.8.2. Deployer's Responsibility

The Deployer is responsible for the following:

- The Deployer must ensure that all the declared resource environment references are bound to

administered objects that exist in the operational environment. The Deployer may use, for example, the JNDI `LinkRef` mechanism to create a symbolic link to the actual JNDI name of the target object.

- The Deployer must ensure that the target object is type-compatible with the type declared for the resource environment reference. This means that the target object must be of the type indicated in the `Resource` annotation or the `resource-env-ref-type` element.

11.8.3. Container Provider's Responsibility

The Container Provider must provide the deployment tools that allow the Deployer to perform the tasks described in the previous subsection. The deployment tools provided by the Container Provider must be able to process the information supplied in the class file annotations and `resource-env-ref` elements in the deployment descriptor.

At the minimum, the tools must be able to inform the Deployer of any unresolved resource environment references, and allow him or her to resolve a resource environment reference by binding it to a specified compatible target object in the environment.

11.9. Message Destination References

This section describes the programming and deployment descriptor interfaces that allow the Bean Provider to refer to message destination objects by using "logical" names called *message destination references*. Message destination references are special entries in the enterprise bean's environment. The Deployer binds the message destination references to administered message destinations in the target operational environment.

11.9.1. Bean Provider's Responsibilities

This subsection describes the Bean Provider's view and responsibilities with respect to message destination references.

11.9.1.1. Injection of Message Destination References

A field or a method of a bean may be annotated with the `Resource` annotation to request injection of a message destination reference. The name and type of the resource environment reference are as described in [Annotations for Environment Entries](#). The `authenticationType` and `shareable` elements of the `Resource` annotation must not be specified.

Note that when using the `Resource` annotation to declare a message destination reference it is not possible to link the reference to other references to the same message destination, or to specify whether the destination is used to produce or consume messages. The deployment descriptor entries described in [Declaration of Message Destination References in Deployment Descriptor](#) provide a way to associate multiple message destination references with a single message destination and to specify whether each message destination reference is used to produce, consume, or both produce and consume messages, so that the entire message flow of an application may be specified. The

Application Assembler may use these message destination links to link together message destination references that have been declared using the `Resource` annotation. A message destination reference declared via the `Resource` annotation is assumed to be used to both produce and consume messages; this default may be overridden using a deployment descriptor entry.

The following example illustrates how an enterprise bean uses the `Resource` annotation to request injection of a message destination reference.

```
@Resource  
jakarta.jms.Queue stockQueue;
```

11.9.1.2. Message Destination Reference Programming Interfaces

The Bean Provider uses message destination references to locate message destinations, as follows.

- Assign an entry in the enterprise bean’s environment to the reference. (See [Declaration of Message Destination References in Deployment Descriptor](#) for information on how message destination references are declared in the deployment descriptor.)
- The Enterprise Beans specification recommends, but does not require, that all message destination references be organized in the appropriate subcontext of the bean’s environment for the messaging resource type (e.g. in the `java:comp/env/jms` JNDI context for Jakarta Messaging Destinations). Note that message destination references declared via annotations will not, by default, appear in any subcontext.
- Look up the destination in the enterprise bean’s environment using the `EJBContext lookup` method or the JNDI APIs.

The following example illustrates how an enterprise bean uses a message destination reference to locate a Jakarta Messaging Destination.

```

@Resource(name="jms/StockQueue", type=jakarta.jms.Queue)
@Stateless
public class StockServiceBean implements StockService {

    @Resource
    SessionContext ctx;

    public void processStockInfo(...) {
        ...
        // Look up the Jakarta Messaging StockQueue in the environment.
        Object result = ctx.lookup("jms/StockQueue");

        // Convert the result to the proper type.
        jakarta.jms.Queue queue = (jakarta.jms.Queue)result;
    }
}

```

In the example, the Bean Provider of the `StockServiceBean` enterprise bean has assigned the environment entry `jms/StockQueue` as the message destination reference name to refer to a Jakarta Messaging queue.

If the JNDI APIs were used directly, the example would be as follows.

```

@Resource(name="jms/StockQueue", type=jakarta.jms.Queue)
@Stateless
public class StockServiceBean implements StockService {

    public void processStockInfo(...) {
        ...
        // Obtain the default initial JNDI context.
        Context initCtx = new InitialContext();

        // Look up the Jakarta Messaging StockQueue in the environment.
        Object result = initCtx.lookup(
            "java:comp/env/jms/StockQueue");

        // Convert the result to the proper type.
        jakarta.jms.Queue queue = (jakarta.jms.Queue)result;
        ...
    }
}

```

11.9.1.3. Declaration of Message Destination References in Deployment Descriptor

Although the message destination reference is an entry in the enterprise bean's environment, the Bean

Provider must not use a `env-entry` element to declare it. Instead, the Bean Provider should declare all references to message destinations using either the `Resource` annotation in the bean's code or the `message-destination-ref` elements of the deployment descriptor. This allows the ejb-jar consumer to discover all the message destination references used by the enterprise bean. Deployment descriptor entries may also be used to specify injection of a message destination reference into a bean.

Each `message-destination-ref` element describes the requirements that the referencing enterprise bean has for the referenced destination. The `message-destination-ref` element contains optional `description`, `message-destination-type`, and `message-destination-usage` elements, and the mandatory `message-destination-ref-name` element.

The `message-destination-ref-name` element specifies the message destination reference name: its value is the environment entry name used in the enterprise bean code. The name of the message destination reference is relative to the `java:comp/env` context (e.g., the name should be `jms/StockQueue` rather than `java:comp/env/jms/StockQueue`).

The `message-destination-type` element specifies the expected type of the referenced destination. For example, in the case of a Jakarta Messaging Destination, its value might be `jakarta.jms.Queue`. The `message-destination-type` element is optional if an injection target is specified for the message destination reference; in this case the `message-destination-type` defaults to the type of the injection target.

The `message-destination-usage` element specifies whether messages are consumed from the message destination, produced for the destination, or both. If the `message-destination-usage` element is not specified, messages are assumed to be both consumed and produced.

See [Sharing of Environment Entries](#) for the name scoping rules of message destination references.

The following example illustrates the declaration of message destination references in the deployment descriptor.

```

...
<message-destination-ref>
  <description>
    This is a reference to a Jakarta Messaging queue used in processing Stock info
  </description>
  <message-destination-ref-name>
    jms/StockInfo
  </message-destination-ref-name>
  <message-destination-type>
    jakarta.jms.Queue
  </message-destination-type>
  <message-destination-usage>
    Produces
  </message-destination-usage>
</message-destination-ref>
...

```

11.9.2. Application Assembler's Responsibilities

By means of linking message consumers and producers to one or more common logical destinations specified in the deployment descriptor, the Application Assembler can specify the flow of messages within an application. The Application Assembler uses the `message-destination` element, the `message-destination-link` element of the `message-destination-ref` element, and the `message-destination-link` element of the `message-driven` element to link message destination references to a common logical destination.

The Application Assembler specifies the link between message consumers and producers as follows:

- The Application Assembler uses the `message-destination` element to specify a logical message destination within the application. The `message-destination` element defines a `message-destination-name`, which is used for the purpose of linking.
- The Application Assembler uses the `message-destination-link` element of the `message-destination-ref` element of an enterprise bean that produces messages to link it to the target destination. The value of the `message-destination-link` element is the name of the target destination, as defined in the `message-destination-name` element of the `message-destination` element. The `message-destination` element can be in any module in the same Jakarta EE application as the referencing component. The Application Assembler uses the `message-destination-usage` element of the `message-destination-ref` element to indicate that the referencing enterprise bean produces messages to the referenced destination.
- If the consumer of messages from the common destination is a message-driven bean, the Application Assembler uses the `message-destination-link` element of the `message-driven` element to reference the logical destination. If the Application Assembler links a message-driven bean to its source destination, he or she should use the `message-destination-type` element of the `message-driven` element to specify the expected destination type.

- If an enterprise bean is otherwise a message consumer, the Application Assembler uses the `message-destination-link` element of the `message-destination-ref` element of the enterprise bean that consumes messages to link to the common destination. In the latter case, the Application Assembler uses the `message-destination-usage` element of the `message-destination-ref` element to indicate that the enterprise bean consumes messages from the referenced destination.
- To avoid the need to rename message destinations to have unique names within an entire Jakarta EE application, the Application Assembler may use the following syntax in the `message-destination-link` element of the referencing application component. The Application Assembler specifies the path name of the ejb-jar file containing the referenced message destination and appends the `message-destination-name` of the target destination separated from the path name by `#`. The path name is relative to the referencing application component jar file. In this manner, multiple destinations with the same `message-destination-name` may be uniquely identified.
- When linking message destinations, the Application Assembler must ensure that the consumers and producers for the destination require a message destination of the same or compatible type, as determined by the messaging system.

The following example illustrates the use of message destination linking in the deployment descriptor.

```

...
<enterprise-beans>
  <session>
    ...
    <ejb-name>EmployeeService</ejb-name>
    <ejb-class>com.wombat.empl.EmployeeServiceBean</ejb-class>
    ...
    <message-destination-ref>
      <message-destination-ref-name>
        jms/EmployeeReimbursements
      </message-destination-ref-name>
      <message-destination-type>
        jakarta.jms.Queue
      </message-destination-type>
      <message-destination-usage>
        Produces
      </message-destination-usage>
      <message-destination-link>
        ExpenseProcessingQueue
      </message-destination-link>
    </message-destination-ref>
  </session>
  ...
  <message-driven>
    <ejb-name>ExpenseProcessing</ejb-name>
    <ejb-class>com.wombat.empl.ExpenseProcessingBean</ejb-class>
    <messaging-type>jakarta.jms.MessageListener</messaging-type>
  
```

```

...
<message-destination-type>
    jakarta.jms.Queue
</message-destination-type>
<message-destination-link>
    ExpenseProcessingQueue
</message-destination-link>
...
</message-driven>
...
</enterprise-beans>
...
<assembly-descriptor>
    ...
    <message-destination>
        <message-destination-name>
            ExpenseProcessingQueue
        </message-destination-name>
    </message-destination>
    ...
</assembly-descriptor>

```

The Application Assembler uses the `message-destination-link` element to indicate that the message destination reference `EmployeeReimbursement` declared in the `EmployeeService` enterprise bean is linked to the `ExpenseProcessing` message-driven bean by means of the common destination `ExpenseProcessingQueue`.

The following example illustrates using the `message-destination-link` element to indicate an enterprise bean reference to the `ExpenseProcessingQueue` that is in the same Jakarta EE application unit but in a different `ejb-jar` file.

```

<session>
  ...
  <ejb-name>EmployeeService</ejb-name>
  <ejb-class>com.wombat.empl.EmployeeServiceBean</ejb-class>
  ...
  <message-destination-ref>
    <message-destination-ref-name>
      jms/EmployeeReimbursements
    </message-destination-ref-name>
    <message-destination-type>
      jakarta.jms.Queue
    </message-destination-type>
    <message-destination-usage>
      Produces
    </message-destination-usage>
    <message-destination-link>
      finance.jar#ExpenseProcessingQueue
    </message-destination-link>
  </message-destination-ref>
</session>

```

11.9.3. Deployer's Responsibility

The Deployer is responsible for the following:

- The Deployer must ensure that all the declared message destination references are bound to destination objects that exist in the operational environment. The Deployer may use, for example, the JNDI `LinkRef` mechanism to create a symbolic link to the actual JNDI name of the target object.
- The Deployer must ensure that the target object is type-compatible with the type declared for the message destination reference.
- The Deployer must observe the message destination links specified by the Application Assembler.

11.9.4. Container Provider's Responsibility

The Container Provider must provide the deployment tools that allow the Deployer to perform the tasks described in the previous subsection. The deployment tools provided by the Container Provider must be able to process the information supplied in the `message-destination-ref` and `message-destination-link` elements in the deployment descriptor.

The tools must be able to inform the Deployer of the message flow between consumers and producers sharing common message destinations. The tools must also be able to inform the Deployer of any unresolved message destination references, and allow him or her to resolve a message destination reference by binding it to a specified compatible target object in the environment.

11.10. Persistence Unit References

This section describes the metadata annotations and deployment descriptor elements that allow the enterprise bean code to refer to the entity manager factory for a persistence unit using a logical name called a *persistence unit reference*. Persistence unit references are special entries in the enterprise bean's environment. The Deployer binds the persistence unit references to entity manager factories that are configured in accordance with the `persistence.xml` specification for the persistence unit, as described in the *Jakarta Persistence* specification[2].

11.10.1. Bean Provider's Responsibilities

This subsection describes the Bean Provider's view of locating the entity manager factory for a persistence unit and defines his or her responsibilities. The first subsection describes annotations for injecting references to an entity manager factory for a persistence unit; the second describes the API for accessing an entity manager factory using a persistence unit reference; and the third describes syntax for declaring persistence unit references in a deployment descriptor.

11.10.1.1. Injection of Persistence Unit References

A field or a method of an enterprise bean may be annotated with the `PersistenceUnit` annotation. The `name` element specifies the name under which the entity manager factory for the referenced persistence unit may be located in the JNDI naming context. The optional `unitName` element specifies the name of the persistence unit as declared in the `persistence.xml` file that defines the persistence unit.

The following code example illustrates how an enterprise bean uses annotations to declare persistence unit references.

```
@PersistenceUnit
EntityManagerFactory emf;

@PersistenceUnit(unitName="InventoryManagement")
EntityManagerFactory inventoryEMF;
```

11.10.1.2. Programming Interfaces for Persistence Unit References

The Bean Provider must use persistence unit references to obtain references to entity manager factories as follows:

- Assign an entry in the enterprise bean's environment to the persistence unit reference. (See [Declaration of Persistence Unit References in Deployment Descriptor](#) for information on how persistence unit references are declared in the deployment descriptor.)
- The Enterprise Beans specification recommends, but does not require, that all persistence unit references be organized in the `java:comp/env/persistence` subcontexts of the bean's environment.
- Lookup the entity manager factory for the persistence unit in the enterprise bean's environment

using the `EJBContext` `lookup` method or using the JNDI API.

The following code sample illustrates obtaining an entity manager factory when the `EJBContext` `lookup` method is used.

```
@PersistenceUnit(name="persistence/InventoryAppDB")
@Stateless
public class InventoryManagerBean implements InventoryManager {

    @Resource
    SessionContext ctx;

    public void updateInventory(...) {
        ...
        // use context lookup to obtain entity manager factory
        EntityManagerFactory emf = (EntityManagerFactory)
            ctx.lookup("persistence/InventoryAppDB");

        // use factory to obtain application-managed entity manager
        EntityManager em = emf.createEntityManager();
        ...
    }
}
```

The following code sample illustrates obtaining an entity manager factory when the JNDI APIs are used directly.

```

@PersistenceUnit(name="persistence/InventoryAppDB")
@Stateless
public class InventoryManagerBean implements InventoryManager {

    EJBContext ejbContext;
    ...
    public void updateInventory(...) {
        ...
        // obtain the initial JNDI context
        Context initCtx = new InitialContext();

        // perform JNDI lookup to obtain entity manager factory
        EntityManagerFactory emf = (EntityManagerFactory)
            initCtx.lookup("java:comp/env/persistence/InventoryAppDB");

        // use factory to obtain application-managed entity manager
        EntityManager em = emf.createEntityManager();
        ...
    }
}

```

11.10.1.3. Declaration of Persistence Unit References in Deployment Descriptor

Although a persistence unit reference is an entry in the enterprise bean's environment, the Bean Provider must not use an `env-entry` element to declare it.

Instead, if metadata annotations are not used, the Bean Provider must declare all the persistence unit references in the deployment descriptor using the `persistence-unit-ref` elements. This allows the ejb-jar consumer (i.e. Application Assembler or Deployer) to discover all the persistence unit references used by an enterprise bean. Deployment descriptor entries may also be used to specify injection of a persistence unit reference into a bean.

Each `persistence-unit-ref` element describes a single entity manager factory reference for the persistence unit. The `persistence-unit-ref` element consists of the optional `description` and `persistence-unit-name` elements, and the mandatory `persistence-unit-ref-name` element.

The `persistence-unit-ref-name` element contains the name of the environment entry used in the enterprise bean's code. The name of the environment entry is relative to the `java:comp/env` context (e.g., the name should be `persistence/InventoryAppDB` rather than `java:comp/env/persistence/InventoryAppDB`). The optional `persistence-unit-name` element is the name of the persistence unit, as specified in the `persistence.xml` file for the persistence unit.

The following example is the declaration of a persistence unit reference used by the `InventoryManager` enterprise bean illustrated in the previous subsection.


```

...
<enterprise-beans>
  <session>
    ...
    <ejb-name>InventoryManagerBean</ejb-name>
    <ejb-class>
      com.wombat.empl.InventoryManagerBean
    </ejb-class>
    ...
    <persistence-unit-ref>
      <description>
        Persistence unit for the inventory management
        application.
      </description>
      <persistence-unit-ref-name>
        persistence/InventoryAppDB
      </persistence-unit-ref-name>
      <persistence-unit-name>
        InventoryManagement
      </persistence-unit-name>
    </persistence-unit-ref>
    ...
  </session>
</enterprise-beans>
...

```

11.10.2. Application Assembler's Responsibilities

The Application Assembler can use the `persistence-unit-name` element in the deployment descriptor to specify a reference to a persistence unit. The Application Assembler (or Bean Provider) may use the following syntax in the `persistence-unit-name` element of the referencing application component to avoid the need to rename persistence units to have unique names within a Jakarta EE application. The Application Assembler specifies the path name of the root of the referenced persistence unit and appends the name of the persistence unit separated from the path name by `#`. The path name is relative to the referencing application component jar file. In this manner, multiple persistence units with the same persistence unit name may be uniquely identified when persistence unit names cannot be changed.

For example,

```

...
<enterprise-beans>
  <session>
    ...
    <ejb-name>InventoryManagerBean</ejb-name>
    <ejb-class>
      com.wombat.empl.InventoryManagerBean
    </ejb-class>
    ...
    <persistence-unit-ref>
      <description>
        Persistence unit for the inventory management
        application.
      </description>
      <persistence-unit-ref-name>
        persistence/InventoryAppDB
      </persistence-unit-ref-name>
      <persistence-unit-name>
        ../lib/inventory.jar#InventoryManagement
      </persistence-unit-name>
    </persistence-unit-ref>
    ...
  </session>
</enterprise-beans>
...

```

The Application Assembler uses the `persistence-unit-name` element to link the persistence unit name `InventoryManagement` declared in the `InventoryManagerBean` to the persistence unit named `InventoryManagement` defined in `inventory.jar`.

11.10.2.1. Overriding Rules

The following rules apply to how a deployment descriptor entry may override a `PersistenceUnit` annotation:

The relevant deployment descriptor entry is located based on the JNDI name used with the annotation (either defaulted or provided explicitly).

The `persistence-unit-name` overrides the `unitName` element of the annotation. The Application Assembler or Deployer should exercise caution in changing this value, if specified, as doing so is likely to break the application.

The injection target, if specified, must name exactly the annotated field or property method.

11.10.3. Deployer's Responsibility

The Deployer uses deployment tools to bind a persistence unit reference to the actual entity manager factory configured for the persistence in the target operational environment.

The Deployer must perform the following tasks for each persistence unit reference declared in the metadata annotations or deployment descriptor:

- Bind the persistence unit reference to an entity manager factory configured for the persistence unit that exists in the operational environment. The Deployer may use, for example, the JNDI `LinkRef` mechanism to create a symbolic link to the actual JNDI name of the entity manager factory.
- If the persistence unit name is specified, the Deployer should bind the persistence unit reference to the entity manager factory for the persistence unit specified as the target.
- Provide any additional configuration information that the entity manager factory needs for managing the persistence unit, as described in [2].

11.10.4. Container Provider Responsibility

The Enterprise Beans Container Provider is responsible for the following:

- Provide the deployment tools that allow the Deployer to perform the tasks described in the previous subsection.
- Provide the implementation of the entity manager factory classes for the persistence units that are configured with the Enterprise Beans container. The implementation of the entity manager factory classes may be provided by the container directly or by the container in conjunction with a third-party persistence provider, as described in [2].

11.10.5. System Administrator's Responsibility

The System Administrator is typically responsible for the following:

- Add, remove, and configure entity manager factories in the Enterprise Beans server environment.

In some scenarios, these tasks can be performed by the Deployer.

11.11. Persistence Context References

This section describes the metadata annotations and deployment descriptor elements that allow the enterprise bean code to refer to a container-managed entity manager of a specified persistence context type using a logical name called a *persistence context reference*. Persistence context references are special entries in the enterprise bean's environment. The Deployer binds the persistence context references to container-managed entity managers for persistence contexts of the specified type and configured in accordance with their persistence unit, as described in the *Jakarta Persistence* specification[2].

11.11.1. Bean Provider's Responsibilities

This subsection describes the Bean Provider's view of locating container-managed entity managers and defines his or her responsibilities. The first subsection describes annotations for injecting references to container-managed entity managers; the second describes the API for accessing references to container-managed entity managers; and the third describes syntax for declaring these references in a deployment descriptor.

11.11.1.1. Injection of Persistence Context References

A field or a method of an enterprise bean may be annotated with the `PersistenceContext` annotation. The `name` element specifies the name under which a container-managed entity manager for the referenced persistence unit may be located in the JNDI naming context. The optional `unitName` element specifies the name of the persistence unit as declared in the `persistence.xml` file that defines the persistence unit. The optional `type` element specifies whether a transaction-scoped or extended persistence context is to be used. If the type is not specified, a transaction-scoped persistence context will be used. References to container-managed entity managers with extended persistence contexts can only be injected into stateful session beans. The optional `properties` element specifies configuration properties to be passed to the persistence provider when the entity manager is created.

The following code example illustrates how an enterprise bean uses annotations to declare persistence context references.

```
@PersistenceContext(type=EXTENDED)
EntityManager em;
```

11.11.1.2. Programming Interfaces for Persistence Context References

The Bean Provider must use persistence context references to obtain references to a container-managed entity manager configured for a persistence unit as follows:

- Assign an entry in the enterprise bean's environment to the persistence context reference. (See [Declaration of Persistence Context References in Deployment Descriptor](#) for information on how persistence context references are declared in the deployment descriptor.)
- The Enterprise Beans specification recommends, but does not require, that all persistence context references be organized in the `java:comp/env/persistence` subcontexts of the bean's environment.
- Lookup the container-managed entity manager for the persistence unit in the enterprise bean's environment using the `EJBContext lookup` method or using the JNDI API.

The following code sample illustrates obtaining an entity manager for a persistence context when the `EJBContext lookup` method is used.

```

@PersistenceContext(name="persistence/InventoryAppMgr")
@Stateless
public class InventoryManagerBean implements InventoryManager {

    @Resource
    SessionContext ctx;

    public void updateInventory(...) {
        ...
        // use context lookup to obtain container-managed entity manager
        EntityManager em = (EntityManager)
            ctx.lookup("persistence/InventoryAppMgr");
        ...
    }
}

```

The following code sample illustrates obtaining an entity manager when the JNDI APIs are used directly.

```

@PersistenceContext(name="persistence/InventoryAppMgr")
@Stateless
public class InventoryManagerBean implements InventoryManager {

    EJBContext ejbContext;

    public void updateInventory(...) {
        ...
        // obtain the initial JNDI context
        Context initCtx = new InitialContext();

        // perform JNDI lookup to obtain container-managed entity manager
        EntityManager em = (EntityManager)
            initCtx.lookup("java:comp/env/persistence/InventoryAppMgr");
        ...
    }
}

```

11.11.1.3. Declaration of Persistence Context References in Deployment Descriptor

Although a persistence context reference is an entry in the enterprise bean's environment, the Bean Provider must not use an `env-entry` element to declare it.

Instead, if metadata annotations are not used, the Bean Provider must declare all the persistence context references in the deployment descriptor using the `persistence-context-ref` elements. This allows the `ejb-jar` consumer (i.e. Application Assembler or Deployer) to discover all the persistence

context references used by an enterprise bean. Deployment descriptor entries may also be used to specify injection of a persistence context reference into a bean.

Each `persistence-context-ref` element describes a single container-managed entity manager reference. The `persistence-context-ref` element consists of the optional `description`, `persistence-unit-name`, `persistence-context-type`, `persistence-context-synchronization`, and `persistence-property` elements, and the mandatory `persistence-context-ref-name` element.

The `persistence-context-ref-name` element contains the name of the environment entry used in the enterprise bean's code. The name of the environment entry is relative to the `java:comp/env` context (e.g., the name should be `persistence/InventoryAppMgr` rather than `java:comp/env/persistence/InventoryAppMgr`). The `persistence-unit-name` element is the name of the persistence unit, as specified in the `persistence.xml` file for the persistence unit. The `persistence-context-type` element specifies whether a transaction-scoped or extended persistence context is to be used. Its value is either `Transaction` or `Extended`. If the persistence context type is not specified, a transaction-scoped persistence context will be used. The optional `persistence-context-synchronization` element specifies whether the persistence context is automatically synchronized with the current transaction. Its value is either `Synchronized` or `Unsynchronized`. If the persistence context synchronization is not specified, the persistence context will be automatically synchronized. The optional `persistence-property` elements specify configuration properties that are passed to the persistence provider when the entity manager is created.

The following example is the declaration of a persistence context reference used by the `InventoryManager` enterprise bean illustrated in the previous subsection.

```

...
<enterprise-beans>
  <session>
    ...
    <ejb-name>InventoryManagerBean</ejb-name>
    <ejb-class>
      com.wombat.empl.InventoryManagerBean
    </ejb-class>
    ...
    <persistence-context-ref>
      <description>
        Persistence context for the inventory management
        application.
      </description>
      <persistence-context-ref-name>
        persistence/InventoryAppMgr
      </persistence-context-ref-name>
      <persistence-unit-name>
        InventoryManagement
      </persistence-unit-name>
    </persistence-context-ref>
    ...
  </session>
</enterprise-beans>
...

```

11.11.2. Application Assembler's Responsibilities

The Application Assembler can use the `persistence-unit-name` element in the deployment descriptor to specify a reference to a persistence unit using the syntax described in [Application Assembler's Responsibilities](#). In this manner, multiple persistence units with the same persistence unit name may be uniquely identified when persistence unit names cannot be changed.

For example,

```

...
<enterprise-beans>
  <session>
    ...
    <ejb-name>InventoryManagerBean</ejb-name>
    <ejb-class>
      com.wombat.empl.InventoryManagerBean
    </ejb-class>
    ...
    <persistence-context-ref>
      <description>
        Persistence context for the inventory management
        application.
      </description>
      <persistence-context-ref-name>
        persistence/InventoryAppMgr
      </persistence-context-ref-name>
      <persistence-unit-name>
        ../lib/inventory.jar#InventoryManagement
      </persistence-unit-name>
    </persistence-context-ref>
    ...
  </session>
</enterprise-beans>
...

```

The Application Assembler uses the `persistence-unit-name` element to link the persistence unit name `InventoryManagement` declared in the `InventoryManagerBean` to the persistence unit named `InventoryManagement` defined in `inventory.jar`.

11.11.2.1. Overriding Rules

The following rules apply to how a deployment descriptor entry may override a `PersistenceContext` annotation:

- The relevant deployment descriptor entry is located based on the JNDI name used with the annotation (either defaulted or provided explicitly).
- The `persistence-unit-name` overrides the `unitName` element of the annotation. The Application Assembler or Deployer should exercise caution in changing this value, if specified, as doing so is likely to break the application.
- The `persistence-context-type`, if specified, overrides the `type` element of the annotation. In general, the Application Assembler or Deployer should never change the value of this element, as doing so is likely to break the application.
- The `persistence-context-synchronization`, if specified, overrides the synchronization element of the

annotation. In general, the Application Assembler or Deployer should never change the value of this element, as doing so is likely to break the application.

- Any `persistence-property` elements are added to those specified by the `PersistenceContext` annotation. If the name of a specified property is the same as one specified by the `PersistenceContext` annotation, the value specified in the annotation is overridden.
- The injection target, if specified, must name exactly the annotated field or property method.

11.11.3. Deployer's Responsibility

The Deployer uses deployment tools to bind a persistence context reference to the container-managed entity manager for the persistence context of the specified type and configured for the persistence unit in the target operational environment.

The Deployer must perform the following tasks for each persistence context reference declared in the metadata annotations or deployment descriptor:

- Bind the persistence context reference to a container-managed entity manager for a persistence context of the specified type and configured for the persistence unit as specified in the `persistence.xml` file for the persistence unit that exists in the operational environment. The Deployer may use, for example, the JNDI `LinkRef` mechanism to create a symbolic link to the actual JNDI name of the entity manager.
- If the persistence unit name is specified, the Deployer should bind the persistence context reference to an entity manager for the persistence unit specified as the target.
- Provide any additional configuration information that the entity manager factory needs for creating such an entity manager and for managing the persistence unit, as described in [2].

11.11.4. Container Provider Responsibility

The Enterprise Beans Container Provider is responsible for the following:

- Provide the deployment tools that allow the Deployer to perform the tasks described in the previous subsection.
- Provide the implementation of the entity manager classes for the persistence units that are configured with the Enterprise Beans container. This implementation may be provided by the container directory or by the container in conjunction with a third-party persistence provider, as described in [2].

11.11.5. System Administrator's Responsibility

The System Administrator is typically responsible for the following:

- Add, remove, and configure entity manager factories in the Enterprise Beans server environment.

In some scenarios, these tasks can be performed by the Deployer.

11.12. UserTransaction Interface

The container must make the `UserTransaction` interface available to the enterprise beans that are allowed to use this interface (only session and message-driven beans with bean-managed transaction demarcation are allowed to use this interface) either through injection using the `Resource` annotation or in JNDI under the name `java:comp/UserTransaction`, in addition to through the `EJBContext` interface. The `authenticationType` and `shareable` elements of the `Resource` annotation must not be specified.

The container must not make the `UserTransaction` interface available to the enterprise beans that are not allowed to use this interface. The container should throw `javax.naming.NameNotFoundException` if an instance of an enterprise bean that is not allowed to use the `UserTransaction` interface attempts to look up the interface in JNDI using the JNDI APIs.

The following example illustrates how an enterprise bean acquires and uses a `UserTransaction` object via injection.

```
@Resource
UserTransaction tx;
...
public void updateData(...) {
    ...
    // Start a transaction.
    tx.begin();
    ...
    // Perform transactional operations on data.
    ...
    // Commit the transaction.
    tx.commit();
    ...
}
```

The following code example

```

public MySessionBean implements SessionBean {
    ...
    public someMethod() {
        ...
        Context initCtx = new InitialContext();
        UserTransaction utx = (UserTransaction)initCtx.lookup(
            "java:comp/UserTransaction");
        utx.begin();
        ...
        utx.commit();
    }
    ...
}

```

is functionally equivalent to

```

public MySessionBean implements SessionBean {
    ...
    SessionContext ctx;
    ...
    public someMethod() {
        UserTransaction utx = ctx.getUserTransaction();
        utx.begin();
        ...
        utx.commit();
    }
    ...
}

```

A `UserTransaction` object reference may also be declared in a deployment descriptor in the same way as a resource environment reference. Such a deployment descriptor entry may be used to specify injection of a `UserTransaction` object.

11.12.1. Bean Provider's Responsibility

The Bean Provider is responsible for requesting injection of a `UserTransaction` object using a `Resource` annotation or for using the defined name to lookup the `UserTransaction` object.

11.12.2. Container Provider's Responsibility

The Container Provider is responsible for providing an appropriate `UserTransaction` object as required by this specification.

11.13. ORB References

Enterprise beans that need to make use of the CORBA ORB to perform certain operations can find an appropriate object implementing the ORB interface by requesting injection of an ORB object or by looking up the JNDI name `java:comp/ORB`. Any such reference to an ORB object is only valid within the bean instance that performed the lookup.

The following example illustrates how an application component acquires and uses an ORB object via injection.

```
@Resource
ORB orb;

public void method(...) {
    ...
    // Get the POA to use when creating object references.
    POA rootPOA = (POA)orb.resolve_initial_references("RootPOA");
    ...
}
```

The following example illustrates how an enterprise bean acquires and uses an ORB object using a JNDI lookup.

```
public void method(...) {
    ...
    // Obtain the default initial JNDI context.
    Context initCtx = new InitialContext();

    // Look up the ORB object.
    ORB orb = (ORB)initCtx.lookup("java:comp/ORB");

    // Get the POA to use when creating object references.
    POA rootPOA = (POA)orb.resolve_initial_references("RootPOA");
    ...
}
```

An ORB reference may also be declared in a deployment descriptor in the same way as a resource manager connection factory reference. Such a deployment descriptor entry may be used to specify injection of an ORB object.

The ORB instance available under the JNDI name `java:comp/ORB` may always be a shared instance. By default, the ORB instance injected into an enterprise bean or declared via a deployment descriptor entry may also be a shared instance. However, the application may set the `shareable` element of the `Resource` annotation to `false`, or may set the `res-sharing-scope` element in the deployment descriptor to

`Unshareable`, to request a non-shared `ORB` instance.

11.13.1. Bean Provider's Responsibility

The Bean Provider is responsible for requesting injection of the `ORB` object using the `Resource` annotation, or using the defined name to look up the `ORB` object. If the `shareable` element of the `Resource` annotation is set to `false`, the `ORB` object injected will not be the shared instance used by other components in the application but instead will be a private `ORB` instance used only by the given component.

11.13.2. Container Provider's Responsibility

The Container Provider is responsible for providing an appropriate `ORB` object as required by this specification.

11.14. TimerService References

The container must make the `TimerService` interface available either through injection using the `Resource` annotation or in JNDI under the name `java:comp/TimerService`, in addition to through the `EJBContext` interface. The `authenticationType` and `shareable` elements of the `Resource` annotation must not be specified.

A `TimerService` object reference may also be declared in a deployment descriptor in the same way as a resource environment reference. Such a deployment descriptor entry may be used to specify injection of a `TimerService` object.

11.14.1. Bean Provider's Responsibility

The Bean Provider is responsible for requesting injection of a `TimerService` object using a `Resource` annotation, or using the defined name to lookup the `TimerService` object.

11.14.2. Container Provider's Responsibility

The Container Provider is responsible for providing an appropriate `TimerService` object as required by this specification.

11.15. EJBContext References

The container must make a component's `EJBContext` interface available either through injection using the `Resource` annotation or in JNDI under the name `java:comp/EJBContext`. The `authenticationType` and `shareable` elements of the `Resource` annotation must not be specified.

An `EJBContext` object reference may also be declared in a deployment descriptor in the same way as a resource environment reference. Such a deployment descriptor entry may be used to specify injection of an `EJBContext` object.

11.15.1. Bean Provider’s Responsibility

The Bean Provider is responsible for requesting injection of an `EJBContext` object using a `Resource` annotation or using the defined name to lookup the `EJBContext` object.

`EJBContext` objects accessed through the naming environment are only valid within the bean instance that performed the lookup.

11.15.2. Container Provider’s Responsibility

The Container Provider is responsible for providing an appropriate `EJBContext` object to the referencing component. The object returned must be of the appropriate specific type for the bean requesting injection or performing the lookup—that is, the Container Provider must return an instance of the `SessionContext` interface to referencing session beans and an instance of the `MessageDrivenContext` interface to message-driven beans.

Independent of the singleton session bean’s concurrency management type, the Container Provider must ensure concurrent access to the `SessionContext` object to be thread-safe.

11.16. Support for Other Resources and Configuration Parameters

The container must follow the requirements for all other resources and configuration parameters specified in the Jakarta EE Platform specification [12].

11.17. Deprecated `EJBContext.getEnvironment` Method

The environment naming context introduced in Enterprise Beans 1.1 replaced the Enterprise Beans 1.0 concept of environment properties.

An Enterprise Beans 1.1 or later compliant container is not required to implement support for the Enterprise Beans 1.0 style environment properties. If the container does not implement the functionality, it should throw the `RuntimeException` (or subclass thereof) from the `EJBContext.getEnvironment` method.

If an Enterprise Beans 1.1 or later compliant container chooses to provide support for the Enterprise Beans 1.0 style environment properties (so that it can support enterprise beans written to the Enterprise Beans 1.0 specification), it should implement the support as described below.

When the tools convert the Enterprise Beans 1.0 deployment descriptor to the Enterprise Beans 1.1 XML format, they should place the definitions of the environment properties into the `ejb10-properties` subcontext of the environment naming context. The `env-entry` elements should be defined as follows: the `env-entry-name` element contains the name of the environment property, the `env-entry-type` must be `java.lang.String`, and the optional `env-entry-value` contains the environment property value.

For example, an Enterprise Beans 1.0 enterprise bean with two environment properties foo and bar, should declare the following `env-entry` elements in its Enterprise Beans 1.1 format deployment descriptor.

```
...
<env-entry>
  <env-entry-name>ejb10-properties/foo</env-entry-name>
  <env-entry-type>java.lang.String</env-entry-type>
</env-entry>
<env-entry>
  <description>bar's description</description>
  <env-entry-name>ejb10-properties/bar</env-entry-name>
  <env-entry-type>java.lang.String</env-entry-type>
  <env-entry-value>bar value</env-entry-value>
</env-entry>
...
```

The container should provide the entries declared in the `ejb10-properties` subcontext to the instances as a `java.util.Properties` object that the instances obtain by invoking the `EJBContext.getEnvironment` method.

The enterprise bean uses the Enterprise Beans 1.0 API to access the properties, as shown by the following example.

```
public class SomeBean implements SessionBean {
    SessionContext ctx;
    java.util.Properties env;

    public void setSessionContext(SessionContext sc) {
        ctx = sc;
        env = ctx.getEnvironment();
    }

    public someBusinessMethod(...) ... {
        String fooValue = env.getProperty("foo");
        String barValue = env.getProperty("bar");
    }
    ...
}
```

[78] The term "resource" is used generically in this chapter to refer to these other environment entries as resources as well. Resources in the non-generic sense are described in [Resource Manager Connection Factory References](#).

[79] Component contract and client view of entity beans are described in the Enterprise Beans Optional Features document[40].

[80] Component contract and client view of entity beans are described in the Enterprise Beans Optional Features document [40].

[81] The Bean Provider may also use this syntax in the `beanName` element of the `EJB` annotation.

[82] Connections obtained from the same resource manager connection factory through a different resource manager connection factory reference may be shareable.

Chapter 12. Security Management

This chapter defines the Enterprise Beans architecture's support for security management.

12.1. Overview

We set the following goals for the security management in the Enterprise Beans architecture:

- *Lessen the burden of the application developer (i.e. the Bean Provider) for securing the application by allowing greater coverage from more qualified Enterprise Beans roles. The Container Provider provides the implementation of the security infrastructure; the Deployer and System Administrator define the security policies.*
- *Allow the security policies to be set by the Application Assembler or Deployer.*
- *Allow the enterprise bean applications to be portable across multiple Enterprise Beans servers that use different security mechanisms.*

The Enterprise Beans architecture encourages the Bean Provider to implement the enterprise bean class without hard-coding the security policies and mechanisms into the business methods. In most cases, the enterprise bean's business methods should not contain any security-related logic. This allows the Deployer to configure the security policies for the application in a way that is most appropriate for the operational environment of the enterprise.

To make the Deployer's task easier, the Bean Provider or the Application Assembler (which could be the same party as the Bean Provider) may define *security roles* for an application composed of one or more enterprise beans. A security role is a semantic grouping of permissions that a given type of users of the application must have in order to successfully use the application. The Bean Provider can define declaratively using metadata annotations or the deployment descriptor the *method permissions* for each security role. The Applications Assembler can define, augment, or override the method permissions using the deployment descriptor. A method permission is a permission to invoke a specified group of methods of an enterprise bean's business interface, no-interface view, home interface, component interface, and/or web service endpoint. The security roles defined by the Bean Provider or the Application Assembler present a simplified security view of the enterprise beans application to the Deployer—the Deployer's view of the application's security requirements is the small set of security roles rather than a large number of individual methods.

The security principal under which a method invocation is performed is typically that of the component's caller. By specifying a run-as identity, however, it is possible to specify that a different principal be substituted for the execution of the methods of the bean's business interface, no-interface view, home interface, component interface, and/or web service endpoint and any methods of other enterprise beans that the bean may call.

This determines whether the caller principal is propagated from the caller to the callee—that is, whether the called enterprise bean will see the same returned value of the `EJBContext.getCallerPrincipal` as the calling enterprise bean—or whether a security principal that has

been assigned to the specified security role will be used for the execution of the bean's methods and will be visible as the caller principal in the bean's callee.

The Bean Provider can use metadata annotations or the deployment descriptor to specify whether the caller's security identity or a run-as security identity should be used for the execution of the bean's methods.

- By default, the caller principal will be propagated as the caller identity. The Bean Provider can use the `RunAs` annotation to specify that a security principal that has been assigned to a specified security role be used instead. See [Specification of Security Identities in the Deployment Descriptor](#).
- If the deployment descriptor is used to specify the security principal, the Bean Provider or the Application Assembler can use the `security-identity` deployment descriptor element to specify the security identity. If the `security-identity` deployment descriptor element is not specified and if a run-as identity has not been specified by the use of the `RunAs` annotation or if `use-caller-identity` is specified as the value of the `security-identity` element, the caller principal is propagated from the caller to the callee. If the `run-as` element is specified, a security principal that has been assigned to the specified security role will be used. The Application Assembler is permitted to override a security identity value set or defaulted by the Bean Provider.

The Deployer is responsible for assigning principals, or groups of principals, which are defined in the target operational environment, to the security roles defined by the Bean Provider or Application Assembler. The Deployer is also responsible for assigning principals for the run-as identities specified. The Deployer is further responsible for configuring other aspects of the security management of the enterprise beans, such as principal mapping for inter-enterprise bean calls, and principal mapping for resource manager access.

At runtime, a client will be allowed to invoke a business method only if the principal associated with the client call has been assigned by the Deployer to have at least one security role that is allowed to invoke the business method or if the Bean Provider or Application Assembler has specified that security authorization is not to be checked for the method (i.e., that all roles, including any unauthenticated roles, are permitted). See [Method Permissions](#).

The Container Provider is responsible for enforcing the security policies at runtime, providing the tools for managing security at runtime, and providing the tools used by the Deployer to manage security during deployment.

Because not all security policies can be expressed declaratively, the Enterprise Beans architecture provides a simple programmatic interface that the Bean Provider may use to access the security context from the business methods.

The following sections define the responsibilities of the individual Enterprise Beans roles with respect to security management.

12.2. Bean Provider's Responsibilities

This section defines the Bean Provider's perspective of the Enterprise Beans architecture support for security, and defines his or her responsibilities. In addition, the Bean Provider may define the security roles for the application, as defined in [Responsibilities of the Bean Provider and/or Application Assembler](#).

12.2.1. Invocation of Other Enterprise Beans

An enterprise bean business method can invoke another enterprise bean via the other bean's business interface, no-interface view, or home or component interface. The Enterprise Beans architecture provides no programmatic interfaces for the invoking enterprise bean to control the principal passed to the invoked enterprise bean.

The management of caller principals passed on *inter-enterprise* bean invocations (i.e. principal delegation) is set up by the Deployer and System Administrator in a container-specific way. The Bean Provider and Application Assembler should describe all the requirements for the caller's principal management of *inter-enterprise* bean invocations as part of the description.

12.2.2. Resource Access

[Resource Manager Connection Factory References](#) defines the protocol for accessing resource managers, including the requirements for security management.

12.2.3. Access of Underlying OS Resources

The Enterprise Beans architecture does not define the operating system principal under which enterprise bean methods execute. Therefore, the Bean Provider cannot rely on a specific principal for accessing the underlying OS resources, such as files. (See [System Principal](#) for the reasons behind this rule.)

We believe that most enterprise business applications store information in resource managers such as relational databases rather than in resources at the operating system levels. Therefore, this rule should not affect the portability of most enterprise beans.

12.2.4. Programming Style Recommendations

The Bean Provider should neither implement security mechanisms nor hard-code security policies in the enterprise beans' business methods. Rather, the Bean Provider should rely on the security mechanisms provided by the Enterprise Beans container.

The Bean Provider can use metadata annotations and/or the deployment descriptor to convey security-related information to the Deployer. The information helps the Deployer to set up the appropriate security policy for the enterprise bean application.

12.2.5. Programmatic Access to Caller's Security Context

Note: In general, security management should be enforced by the container in a manner that is transparent to the enterprise beans' business methods. The security API described in this section should be used only in the less frequent situations in which the enterprise bean business methods need to access the security context information.

The `jakarta.ejb.EJBContext` interface provides two methods (plus two deprecated methods that were defined in Enterprise Beans 1.0) that allow the Bean Provider to access security information about the enterprise bean's caller.

```
public interface jakarta.ejb.EJBContext {
    ...
    //
    // The following two methods allow the Enterprise Beans class
    // to access security information.
    //
    java.security.Principal getCallerPrincipal();
    boolean isCallerInRole(String roleName);

    //
    // The following two Enterprise Beans 1.0 methods are deprecated.
    //
    java.security.Identity getCallerIdentity();
    boolean isCallerInRole(java.security.Identity role);
    ...
}
```

The Bean Provider can invoke the `getCallerPrincipal` and `isCallerInRole` methods only in the enterprise bean's business methods as specified in [Operations Allowed in the Methods of a Stateful Session Bean](#), [Operations Allowed in the Methods of a Stateless Session Bean](#), [Operations Allowed in the Methods of a Message-Driven Bean](#), [Operations Allowed in the Methods of Entity Class in Container-Managed Persistence](#), and [Operations Allowed in the Methods of Entity Class in Bean-Managed Persistence](#). If they are otherwise invoked when no security context exists, they should throw the `java.lang.IllegalStateException` runtime exception.

The `getCallerIdentity()` and `isCallerInRole(Identity role)` methods were deprecated in Enterprise Beans 1.1. The Bean Provider must use the `getCallerPrincipal()` and `isCallerInRole(String roleName)` methods for new enterprise beans.

An Enterprise Beans 1.1 or later compliant container may choose to implement the two deprecated methods as follows.

- A container that does not want to provide support for this deprecated method should throw a `RuntimeException` (or subclass of `RuntimeException`) from the `getCallerIdentity` method.

- A container that wants to provide support for the `getCallerIdentity` method should return an instance of a subclass of the `java.security.Identity` abstract class from the method. The `getName` method invoked on the returned object must return the same value that `getCallerPrincipal().getName()` would return.
- A container that does not want to provide support for this deprecated method should throw a `RuntimeException` (or subclass of `RuntimeException`) from the `isCallerInRole(Identity identity)` method.
- A container that wants to implement the `isCallerInRole(Identity identity)` method should implement it as follows:

```
public boolean isCallerInRole(Identity identity) {  
    return isCallerInRole(identity.getName());  
}
```

12.2.5.1. Use of `getCallerPrincipal`

The purpose of the `getCallerPrincipal` method is to allow the enterprise bean methods to obtain the current caller principal's name. The methods might, for example, use the name as a key to information in a database.

An enterprise bean can invoke the `getCallerPrincipal` method to obtain a `java.security.Principal` interface representing the current caller. The enterprise bean can then obtain the distinguished name of the caller principal using the `getName` method of the `java.security.Principal` interface. If the security identity has not been established, `getCallerPrincipal` returns the container's representation of the unauthenticated identity.

Note that `getCallerPrincipal` returns the principal that represents the caller of the enterprise bean, not the principal that corresponds to the run-as security identity for the bean, if any.

The meaning of the *current caller*, the Java class that implements the `java.security.Principal` interface, and the realm of the principals returned by the `getCallerPrincipal` method depend on the operational environment and the configuration of the application.

An enterprise may have a complex security infrastructure that includes multiple security domains. The security infrastructure may perform one or more mapping of principals on the path from an Enterprise Beans caller to the Enterprise Beans object. For example, an employee accessing his or her company over the Internet may be identified by a userid and password (basic authentication), and the security infrastructure may authenticate the principal and then map the principal to a Kerberos principal that is used on the enterprise's intranet before delivering the method invocation to the Enterprise Beans object. If the security infrastructure performs principal mapping, the `getCallerPrincipal` method returns the principal that is the result of the mapping, not the original caller principal. (In the previous example, `getCallerPrincipal` would return the Kerberos principal.) The management of the security infrastructure,

such as principal mapping, is performed by the System Administrator role; it is beyond the scope of the Enterprise Beans specification.

The following code sample illustrates the use of the `getCallerPrincipal()` method.

```
@Stateless
public class EmployeeServiceBean implements EmployeeService {

    @Resource
    SessionContext ctx;

    @PersistenceContext
    EntityManager em;

    public void changePhoneNumber(...) {
        ...
        // obtain the caller principal.
        callerPrincipal = ctx.getCallerPrincipal();

        // obtain the caller principal's name.
        callerKey = callerPrincipal.getName();

        // use callerKey as primary key to find EmployeeRecord
        EmployeeRecord myEmployeeRecord =
            em.find(EmployeeRecord.class, callerKey);

        // update phone number
        myEmployeeRecord.setPhoneNumber(...);
        ...
    }
}
```

In the previous example, the enterprise bean obtains the principal name of the current caller and uses it as the primary key to locate an `EmployeeRecord` entity. This example assumes that application has been deployed such that the current caller principal contains the primary key used for the identification of employees (e.g., employee number).

12.2.5.2. Use of `isCallerInRole`

The main purpose of the `isCallerInRole(String roleName)` method is to allow the Bean Provider to code the security checks that cannot be easily defined declaratively in the deployment descriptor using method permissions. Such a check might impose a role-based limit on a request, or it might depend on information stored in the database.

The enterprise bean code can use the `isCallerInRole` method to test whether the current caller has been assigned to a given security role. Security roles are defined by the Container, Bean Provider or

the Application Assembler (see [Security Roles](#)), and are assigned to principals or principal groups that exist in the operational environment by the Deployer.

The enterprise bean code can also use the `isCallerInRole` method to test whether the current caller has been authenticated; and without further consideration of whether the authenticated caller has been assigned to one or more specific security roles. To perform this test, the code passes the value `""` as the argument to the `isCallerInRole` method. As is the case with all calls to the `isCallerInRole` method, the run-time return value of the call will depend on the security role linked to the reference (as defined in [Linking Security Role References to Security Roles](#)) and on the principal-to-role mapping configured for the linked role (as defined in [Assignment of Security Roles](#)).

Note that `isCallerInRole(String roleName)` tests the principal that represents the caller of the enterprise bean, not the principal that corresponds to the run-as security identity for the bean, if any.

The following code sample illustrates the use of the `isCallerInRole(String roleName)` method.

```
@Stateless
public class PayrollBean implements Payroll {

    @Resource
    SessionContext ctx;

    public void updateEmployeeInfo(EmplInfo info) {

        oldInfo = ... read from database;

        // The salary field can be changed only by callers
        // who have the security role "payroll"
        if (info.salary != oldInfo.salary &&
            !ctx.isCallerInRole("payroll")) {
            throw new SecurityException(...);
        }
        ...
    }
    ...
}
```

12.2.5.3. Declaration of Security Roles Referenced from the Bean's Code

The Bean Provider is responsible for declaring all names that may be used to reference security roles from the enterprise bean code. The names of security roles defined in the deployment descriptor or used in the `RolesAllowed` annotation are implicitly declared. The Bean Provider is responsible for using either the `DeclareRoles` annotation or the `security-role-ref` elements of the deployment descriptor to

declare all such names that are not implicitly declared.

The `DeclareRoles` annotation is specified on a bean class, where it serves to declare the names of (otherwise undeclared) roles that may be tested by calling `isCallerInRole` from within the methods of the annotated class. Declaring the security roles allows the Bean Provider, Application Assembler, or Deployer to link security role names used in the code to the security roles defined for an assembled application. In the absence of this linking step, any security role name as used in the code will be assumed to correspond to a security role of the same name.

When the Bean Provider uses the `DeclareRoles` annotation to declare the name of a role used as a parameter to the `isCallerInRole(String roleName)` method, the declared name must be the same as the parameter value. The Bean Provider may optionally provide a description of the named security roles in the description element of the `DeclareRoles` annotation.

In the following example, the `DeclareRoles` annotation is used to indicate that the enterprise bean `AardvarkPayroll` makes the security check using `isCallerInRole("payroll")` in its business method.

```
@DeclareRoles("payroll")
@Stateless
public class PayrollBean implements Payroll {

    @Resource
    SessionContext ctx;

    public void updateEmployeeInfo(EmplInfo info) {

        oldInfo = ... read from database;
        // The salary field can be changed only by callers
        // who have the security role "payroll"
        if (info.salary != oldInfo.salary &&
            !ctx.isCallerInRole("payroll")) {
            throw new SecurityException(...);
        }
        ...
    }
    ...
}
```

The Bean Provider must use the `security-role-ref` elements of the deployment descriptor to declare any security roles referenced in the code and not otherwise declared. The `security-role-ref` elements are defined as follows:

- Declare the name of the security role using the `role-name` element. The name must be the security role name that is used as a parameter to the `isCallerInRole(String roleName)` method.
- Optionally provide a description of the security role in the `description` element.

The following example illustrates how an enterprise bean's references to security roles are declared in the deployment descriptor.

```
...
<enterprise-beans>
  ...
  <session>
    <ejb-name>AardvarkPayroll</ejb-name>
    <ejb-class>com.aardvark.payroll.PayrollBean</ejb-class>
    ...
    <security-role-ref>
      <description>
        This security role should be assigned to the
        employees of the payroll department who are
        allowed to update employees' salaries.
      </description>
      <role-name>payroll</role-name>
    </security-role-ref>
    ...
  </session>
  ...
</enterprise-beans>
...
```

The deployment descriptor above indicates that the enterprise bean `AardvarkPayroll` makes the security check using `isCallerInRole("payroll")` in its business method.

A security role reference, including the name defined by the reference, is scoped to the component whose bean class contains the `DeclareRoles` metadata annotation or whose deployment descriptor element contains the `security-role-ref` deployment descriptor element.

The Bean Provider (or Application Assembler) may also use the `security-role-ref` elements for those references that were declared in annotations and which the Bean Provider wishes to have linked to a `security-role` whose name differs from the reference value. If a security role reference is not linked to a security role in this way, the container must map the reference name to the security role of the same name. See [Linking Security Role References to Security Roles](#) for a description of how security role references are linked to security roles.

12.3. Responsibilities of the Bean Provider and/or Application Assembler

The Bean Provider and Application Assembler (which could be the same party as the Bean Provider) may define a *security view* of the enterprise beans contained in the `ejb-jar` file. Providing the security view is optional for the Bean Provider and Application Assembler.

The main reason for providing the security view of the enterprise beans is to simplify the Deployer's job. In the absence of a security view of an application, the Deployer needs detailed knowledge of the application in order to deploy the application securely. For example, the Deployer would have to know what each business method does to determine which users can call it. The security view defined by the Bean Provider or Application Assembler presents a more consolidated view to the Deployer, allowing the Deployer to be less familiar with the application.

The security view consists of a set of *security roles*. A security role is a semantic grouping of permissions that a given type of users of an application must have in order to successfully use the application.

The Bean Provider or Application Assembler defines *method permissions* for each security role. A method permission is a permission to invoke a specified group of methods of the enterprise beans' business interface, no-interface view, home interface, component interface, and/or web service endpoint.

It is important to keep in mind that the security roles are used to define the logical security view of an application. They should not be confused with the user groups, users, principals, and other concepts that exist in the target enterprise's operational environment.

In special cases, a qualified Deployer may change the definition of the security roles for an application, or completely ignore them and secure the application using a different mechanism that is specific to the operational environment.

12.3.1. Security Roles

The Bean Provider or Application Assembler can define one or more security roles in the bean's metadata annotations or deployment descriptor. The Bean Provider or Application Assembler then assigns groups of methods of the enterprise beans' business, home, and component interfaces, no-interface view, and/or web service endpoints to the security roles to define the security view of the application.

Because the Bean Provider and Application Assembler do not, in general, know the security environment of the operational environment, the security roles are meant to be *logical* roles (or actors), each representing a type of user that should have the same access rights to the application.

The Deployer then assigns user groups and/or user accounts defined in the operational environment to the security roles defined by the Bean Provider and Application Assembler.

A security role with the name **"**"** is defined by the Container, and is intended to be used by the Bean Provider, Application Assembler, or Deployer to indicate that the caller must log on or authenticate to invoke a method or to perform some processing requiring membership in this container role. This container security role indicates that authentication, without consideration of role membership, is required. An application role should not be defined with the same name as this container security role, and a security role reference should not be used to link this role reference to a different role. Moreover the assignment of principals to the container role with this name should not be subject to

reconfiguration that would remove any authenticated user from membership in the container role. That said, when an application defines a security role in its deployment descriptor with the name `"**"`, this application role is applied wherever the application or its deployment descriptor refers to a role named `"**"`.

Defining the security roles in the metadata annotations and/or deployment descriptor is optional.^[83] Their omission means that the Bean Provider and Application Assembler chose not to pass any security deployment related instructions to the Deployer.

If Java language metadata annotations are used, the Bean Provider uses the `DeclareRoles` and `RolesAllowed` annotations to define the security roles. The set of security roles used by the application is taken to be the aggregation of the security roles defined by the security role names used in the `DeclareRoles` and `RolesAllowed` annotations. The Bean Provider may augment the set of security roles defined for the application by annotations in this way by means of the `security-role` deployment descriptor element.

If the deployment descriptor is used, the Bean Provider and/or Application Assembler uses the `security-role` deployment descriptor element as follows:

- Define each security role using a `security-role` element. An application security role with name `"**"` should not be defined as the Container must provide a container security role with this name.
- Use the `role-name` element to define the name of the security role.
- Optionally, use the `description` element to provide a description of a security role.

The following example illustrates security roles definition in a deployment descriptor.

```

...
<assembly-descriptor>
  <security-role>
    <description>
      This role includes the employees of the
      enterprise who are allowed to access the
      employee self-service application. This role
      is allowed only to access his/her own
      information.
    </description>
    <role-name>employee</role-name>
  </security-role>
  <security-role>
    <description>
      This role includes the employees of the human
      resources department. The role is allowed to
      view and update all employee records.
    </description>
    <role-name>hr-department</role-name>
  </security-role>
  <security-role>
    <description>
      This role includes the employees of the payroll
      department. The role is allowed to view and
      update the payroll entry for any employee.
    </description>
    <role-name>payroll-department</role-name>
  </security-role>
  <security-role>
    <description>
      This role should be assigned to the personnel
      authorized to perform administrative functions
      for the employee self-service application.
      This role does not have direct access to
      sensitive employee and payroll information.
    </description>
    <role-name>admin</role-name>
  </security-role>
  ...
</assembly-descriptor>

```

12.3.2. Method Permissions

If the Bean Provider and/or Application Assembler have defined security roles for the enterprise beans in the ejb-jar file, they can also specify the methods of the business, home, and component interfaces, no-interface views, and/or web service endpoints that each security role is allowed to invoke.

Metadata annotations and/or the deployment descriptor can be used for this purpose.

Method permissions are defined as a binary relation from the set of security roles to the set of methods of the business interfaces, home interfaces, component interfaces, no-interface views, and/or web service endpoints of session and entity ^[84] beans, including all their superinterfaces (including the methods of the EJBHome and EJBObject interfaces and/or `EJBLocalHome` and `EJBLocalObject` interfaces). The method permissions relation includes the pair (R, M) if and only if the security role R is allowed to invoke the method M .

12.3.2.1. Specification of Method Permissions with Metadata Annotations

The following is the description of the rules for the specification of method permissions using Java language metadata annotations.

The method permissions for the methods of a bean class may be specified on the class, the business methods of the class, or both.

The `RolesAllowed`, `PermitAll`, and `DenyAll` annotations are used to specify method permissions. The value of the `RolesAllowed` annotation is a list of security role names to be mapped to the security roles that are permitted to execute the specified method(s). The `PermitAll` annotation specifies that all security roles, including any unauthenticated roles, are permitted to execute the specified method(s). The `DenyAll` annotation specifies that no security roles, including any unauthenticated roles, are permitted to execute the specified method(s).

Specifying the `RolesAllowed` or `PermitAll` or `DenyAll` annotation on the bean class means that it applies to all applicable business methods of the class.

Method permissions may be specified on a method of the bean class to override the method permissions value specified on the bean class.

If the bean class has superclasses, the following additional rules apply.

- A method permissions value specified on a superclass S applies to the business methods defined by S .
- A method permissions value may be specified on a business method M defined by class S to override for method M the method permissions value explicitly or implicitly specified on the class S .
- If a method M of class S overrides a business method defined by a superclass of S , the method permissions value of M is determined by the above rules as applied to class S .

Example:

```

@RolesAllowed("admin")
public class SomeClass {
    public void aMethod () {...}
    public void bMethod () {...}
    ...
}

@Stateless
public class MyBean extends SomeClass implements A {
    @RolesAllowed("HR")
    public void aMethod () {...}

    public void cMethod () {...}
    ...
}

```

Assuming `aMethod`, `bMethod`, `cMethod` are methods of business interface `A`, the method permissions values of methods `aMethod` and `bMethod` are `RolesAllowed("HR")` and `RolesAllowed("admin")` respectively. The method permissions for method `cMethod` have not been specified (see [Specification of Method Permissions in the Deployment Descriptor](#) and [Unspecified Method Permissions](#)).

12.3.2.2. Specification of Method Permissions in the Deployment Descriptor

The Bean Provider may use the deployment descriptor as an alternative to metadata annotations to specify the method permissions (or as a means to supplement or override metadata annotations for method permission values). The Application Assembler is permitted to override the method permission values using the bean's deployment descriptor.

Any values explicitly specified in the deployment descriptor override any values specified in annotations. If a value for a method has not be specified in the deployment descriptor, and a value has been specified for that method by means of the use of annotations, the value specified in annotations will apply. The granularity of overriding is on the per-method basis.

The Bean Provider or Application Assembler defines the method permissions relation in the deployment descriptor using the `method-permission` elements as follows.

- Each `method-permission` element includes a list of one or more security roles and a list of one or more methods. All the listed security roles are allowed to invoke all the listed methods. Each security role in the list is identified by the `role-name` element, and each method (or a set of methods, as described below) is identified by the `method` element. An optional description can be associated with a `method-permission` element using the `description` element.
- If the role name `"**"` is included in the list of allowed roles, and the application has not defined in its deployment descriptor an application security role with this name, then the list of allowed roles includes every and any authenticated user.
- The method permissions relation is defined as the union of all the method permissions defined in

the individual `method-permission` elements.

- A security role or a method may appear in multiple `method-permission` elements.

The Bean Provider or Application Assembler can indicate that all roles, including any unauthenticated roles, are permitted to execute one or more specified methods (i.e., the methods should not be “checked” for authorization prior to invocation by the container). The `unchecked` element is used instead of a role name in the `method-permission` element to indicate that all roles, including any unauthenticated roles, are permitted.

If the method permission relation specifies both the `unchecked` element for a given method and one or more security roles, all roles are permitted for the specified methods.

The `exclude-list` element can be used to indicate the set of methods that should not be called. The Deployer should configure the enterprise bean’s security such that no access is permitted to any method contained in the `exclude-list`.

If a given method is specified both in the `exclude-list` element and in the method permission relation, the Deployer should configure the enterprise bean’s security such that no access is permitted to the method.

The method element uses the `ejb-name`, `method-name`, and `method-params` elements to denote one or more methods of an enterprise bean’s business interface, home interface, component interface, no-interface view, and/or web service endpoint. There are three legal styles for composing the method element:

Style 1:

```
<method>
  <ejb-name>EJBNAME</ejb-name>
  <method-name>*</method-name>
</method>
```

This style is used for referring to all of the methods of the business, home, and component interfaces, no-interface view, and web service endpoint of a specified enterprise bean.

Style 2:

```
<method>
  <ejb-name>EJBNAME</ejb-name>
  <method-name>METHOD</method-name>
</method>
```

This style is used for referring to a specified method of the business, home, or component interface, no-interface view, or web service endpoint of the specified enterprise bean. If there are multiple methods with the same overloaded name, this style refers to all of the overloaded methods.

Style 3:

```
<method>
  <ejb-name>EJBNAME</ejb-name>
  <method-name>METHOD</method-name>
  <method-params>
    <method-param>PARAMETER_1</method-param>
    ...
    <method-param>PARAMETER_N</method-param>
  </method-params>
</method>
```

This style is used to refer to a specified method within a set of methods with an overloaded name. The method must be defined in the specified enterprise bean's business, home, or component interface, no-interface view, or web service endpoint. If there are multiple methods with the same overloaded name, however, this style refers to all of the overloaded methods.

The optional `method-intf` element can be used to differentiate between methods with the same name and signature that are multiply defined across the business, component, or home interfaces, no-interface view, and/or web service endpoint. If the same method is a method of a local business interface, local component interface, or no-interface view, the same method permission values apply to the method for all of them. Likewise, if the same method is a method of both the remote business interface and remote component interface, the same method permission values apply to the method for both interfaces.

The following example illustrates how security roles are assigned method permissions in the deployment descriptor:

```
...
<method-permission>
  <role-name>employee</role-name>
  <method>
    <ejb-name>EmployeeService</ejb-name>
    <method-name>*</method-name>
  </method>
</method-permission>
<method-permission>
  <role-name>employee</role-name>
  <method>
    <ejb-name>AardvarkPayroll</ejb-name>
    <method-name>findByPrimaryKey</method-name>
  </method>
  <method>
    <ejb-name>AardvarkPayroll</ejb-name>
    <method-name>getEmployeeInfo</method-name>
```



```

</method>
<method>
  <ejb-name>AardvarkPayroll</ejb-name>
  <method-name>updateEmployeeInfo</method-name>
</method>
</method-permission>
<method-permission>
  <role-name>payroll-department</role-name>
  <method>
    <ejb-name>AardvarkPayroll</ejb-name>
    <method-name>findByPrimaryKey</method-name>
  </method>
  <method>
    <ejb-name>AardvarkPayroll</ejb-name>
    <method-name>getEmployeeInfo</method-name>
  </method>
  <method>
    <ejb-name>AardvarkPayroll</ejb-name>
    <method-name>updateEmployeeInfo</method-name>
  </method>
  <method>
    <ejb-name>AardvarkPayroll</ejb-name>
    <method-name>updateSalary</method-name>
  </method>
</method-permission>
<method-permission>
  <role-name>admin</role-name>
  <method>
    <ejb-name>EmployeeServiceAdmin</ejb-name>
    <method-name>*</method-name>
  </method>
</method-permission>
...

```

12.3.2.3. Unspecified Method Permissions

It is possible that some methods are not assigned to any security roles nor annotated as `DenyAll` or contained in the `exclude-list` element. In this case, the Deployer should assign method permissions for all of the unspecified methods, either by assigning them to security roles, or by marking them as `unchecked`. If the Deployer does not assign method permissions to the unspecified methods, those methods must be treated by the container as `unchecked`.

12.3.3. Linking Security Role References to Security Roles

The application's references to security roles are linked to the security roles defined for the application. In the absence of any explicit linking, a security role reference will be linked to a security role having the same name. This requirement also applies to role references with value `"**"`, and an

explicit mapping should only be defined for a role reference with value "*" when the reference needs to be linked to an application role with name other than "*" .

The Application Assembler uses a `security-role-ref` element to explicitly link a role reference by a component to a security role defined by annotation and/or by `security-role` element (as described in [Security Roles](#)). The linkage is made explicit using the `role-link` element of the `security-role-ref` element; in which case the value of the `role-link` element must be the name of one of the security roles defined by annotation and/or `security-role` element.

A `security-role-ref` element need not be defined for a role reference that is to be mapped to a security-role with the same name as the role reference, and when a `role-link` is not specified within a `security-role-ref`, the reference is implicitly mapped to the security role with the same name as the reference.

The following deployment descriptor example shows how to link the security role reference named `payroll` to the security role named `payroll-department`.

```
...
<enterprise-beans>
  ...
  <session>
    <ejb-name>AardvarkPayroll</ejb-name>
    <ejb-class>com.aardvark.payroll.PayrollBean</ejb-class>
    ...
    <security-role-ref>
      <description>
        This role should be assigned to the
        employees of the payroll department.
        Members of this role have access to
        anyone's payroll record.
        The role has been linked to the
        payroll-department role.
      </description>
      <role-name>payroll</role-name>
      <role-link>payroll-department</role-link>
    </security-role-ref>
    ...
  </session>
  ...
</enterprise-beans>
...
```

12.3.4. Specification of Security Identities in the Deployment Descriptor

The Bean Provider or Application Assembler typically specifies whether the caller's security identity should be used for the execution of the methods of an enterprise bean or whether a specific run-as

identity should be used.

By default the caller's security identity is used. The Bean Provider can use the `RunAs` metadata annotation to specify a run-as identity for the execution of the bean's methods. If the deployment descriptor is used, the Bean Provider or the Application Assembler can use the `security-identity` deployment descriptor element for this purpose or to override a security identity specified in metadata. The value of the `security-identity` element is either `use-caller-identity` or `run-as`.

Defining the security identities in the deployment descriptor is optional for the Application Assembler. Their omission in the deployment descriptor means that the Application Assembler chose not to pass any instructions related to security identities to the Deployer in the deployment descriptor.

If a run-as security identity is not specified by the Deployer, the container should use the caller's security identity for the execution of the bean's methods.

12.3.4.1. Run-as

The Bean Provider can use the `RunAs` metadata annotation or the Bean Provider or Application Assembler can use the `run-as` deployment descriptor element to define a run-as identity for an enterprise bean in the deployment descriptor. The run-as identity applies to the enterprise bean as a whole, that is, to all methods of the enterprise bean's business, home, and component interfaces, no-interface view, and/or web service endpoint; to the message listener methods of a message-driven bean; and to the timeout callback methods of an enterprise bean; and all internal methods of the bean that they might in turn call.

Establishing a run-as identity for an enterprise bean does not affect the identities of its callers, which are the identities tested for permission to access the methods of the enterprise bean. The run-as identity establishes the identity the enterprise bean will use when it makes calls.

Because the Bean Provider and Application Assembler do not, in general, know the security environment of the operational environment, the run-as identity is designated by a *logical* role-name, which corresponds to one of the security roles defined by the Bean Provider or Application Assembler in the metadata annotations or deployment descriptor.

The Deployer then assigns a security principal defined in the operational environment to be used as the principal for the run-as identity. The security principal assigned by the Deployer should be a principal that has been assigned to the security role specified by `RunAs` annotation or by the `role-name` element of the `run-as` deployment descriptor element.

The Bean Provider and/or Application Assembler is responsible for the following in the specification of run-as identities:

- Use the `RunAs` metadata annotation or `role-name` element of the `run-as` deployment descriptor element to define the name of the security role.
- Optionally, use the `description` element to provide a description of the principal that is expected to be bound to the run-as identity in terms of its security role.

The following example illustrates the definition of a run-as identity using metadata annotations.

```
@RunAs("admin")
@Stateless
public class EmployeeServiceBean implements EmployeeService {
    ...
}
```

Using the deployment descriptor, this can be specified as follows.

```
...
<enterprise-beans>
    ...
    <session>
        <ejb-name>EmployeeService</ejb-name>
        ...
        <security-identity>
            <run-as>
                <role-name>admin</role-name>
            </run-as>
        </security-identity>
        ...
    </session>
    ...
</enterprise-beans>
...
```

12.4. Deployer's Responsibilities

The Deployer is responsible for ensuring that an assembled application is secure after it has been deployed in the target operational environment. This section defines the Deployer's responsibility with respect to Enterprise Beans security management.

The Deployer uses deployment tools provided by the Container Provider to read the security view of the application supplied by the Bean Provider and/or Application Assembler in the metadata annotations and/or deployment descriptor. The Deployer's job is to map the security view that was specified by the Bean Provider and/or Application Assembler to the mechanisms and policies used by the security domain in the target operational environment. The output of the Deployer's work includes an application security policy descriptor that is specific to the operational environment. The format of this descriptor and the information stored in the descriptor are specific to the Enterprise Beans container.

The following subsections describe the security related tasks performed by the Deployer.

12.4.1. Security Domain and Principal Realm Assignment

The Deployer is responsible for assigning the security domain and principal realm to an enterprise bean application.

Multiple principal realms within the same security domain may exist, for example, to separate the realms of employees, trading partners, and customers. Multiple security domains may exist, for example, in application hosting scenarios.

12.4.2. Assignment of Security Roles

The Deployer assigns principals and/or groups of principals (such as individual users or user groups) used for managing security in the operational environment to the security roles defined by means of the `DeclareRoles` and `RolesAllowed` metadata annotations and/or `security-role` elements of the deployment descriptor.

The Deployer does not define (or in effect redefine) the principals assigned to the container security role with name `"**"`. The Container is required to assign a principal of any and every authenticated user (as defined by the operational environment of the application) to the container security role with this name.

The Deployer does not assign principals and/or principal groups to the security role references—the principals and/or principal groups assigned to a security role apply also to all the linked security role references. For example, the Deployer of the `AardvarkPayroll` enterprise bean in [Linking Security Role References to Security Roles](#) would assign principals and/or principal groups to the security-role `payroll-department`, and the assigned principals and/or principal groups would be implicitly assigned also to the linked security role reference `payroll`.

The Enterprise Beans architecture does not specify how an enterprise should implement its security architecture. Therefore, the process of assigning the logical security roles defined in the application's deployment descriptor to the operational environment's security concepts is specific to that operational environment. Typically, the deployment process consists of assigning to each security role one or more user groups (or individual users) defined in the operational environment. This assignment is done on a per-application basis. (That is, if multiple independent `ejb-jar` files use the same security role name, each may be assigned differently.) If the Deployer does not assign the logical security roles defined by the application to groups in the operational environment, it must be assumed that a logical role maps to a principal or principal group of the same name.

12.4.3. Principal Delegation

The Deployer is responsible for configuring the principal delegation for inter-component calls. The Deployer must follow any instructions supplied by the Bean Provider and/or Application Assembler (for example, provided in the `RunAs` metadata annotations, the `run-as` elements of the deployment descriptor, in the description elements of the annotations or deployment descriptor, or in a deployment manual).

If the security identity is defaulted, or it is explicitly specified that the caller identity be used (e.g., `use-caller-identity` deployment descriptor element is specified), the caller principal is propagated from one component to another (i.e., the caller principal of the first enterprise bean in a call-chain is passed to the enterprise beans down the chain).

If the Bean Provider or Application Assembler specifies that a run-as identity be used on behalf of a particular enterprise bean, the Deployer must configure the enterprise beans such that the run-as principal is used as the caller principal on any calls that the enterprise bean makes to other beans, and that the run-as principal is propagated along the call-chain of those other beans (in the absence of the specification of any further run-as elements).

12.4.4. Security Management of Resource Access

The Deployer's responsibilities with respect to securing resource managers access are defined in [Deployer's Responsibility](#).

12.4.5. General Notes on Deployment Descriptor Processing

The Deployer can use the security view defined in the deployment descriptor by the Bean Provider and Application Assembler merely as "hints" and may change the information whenever necessary to adapt the security policy to the operational environment.

Since providing the security information is optional for the Bean Provider and Application Assembler, the Deployer is responsible for performing any tasks that have not been done by the Bean Provider or Application Assembler. (For example, if the definition of security roles and method permissions is missing in the metadata annotations and in deployment descriptor, the Deployer must define the security roles and method permissions for the application.) It is not required that the Deployer store the output of this activity in the standard ejb-jar file format.

12.5. Enterprise Beans Client Responsibilities

This section defines the rules that the Enterprise Beans client program must follow to ensure that the security context passed on the client calls, and possibly imported by the enterprise bean, do not conflict with the Enterprise Beans server's capabilities for association between a security context and transactions.

These rules are:

- A transactional client cannot change its principal association within a transaction. This rule ensures that all calls from the client within a transaction are performed with the same security context.
- A session bean's client must not change its principal association for the duration of the communication with the session object. This rule ensures that the server can associate a security identity with the session instance at instance creation time, and never have to change the security association during the session instance lifetime.

-
- If transactional requests within a single transaction arrive from multiple clients (this could happen if there are intermediary objects or programs in the transaction call-chain), all requests within the same transaction must be associated with the same security context.

12.6. Container Provider's Responsibilities

This section describes the responsibilities of the Container Provider and Server Provider.

12.6.1. Deployment Tools

The Container Provider is responsible for providing the deployment tools that the Deployer can use to perform the tasks defined in [Deployer's Responsibilities](#).

The deployment tools read the information from the beans' metadata annotations and/or deployment descriptor and present the information to the Deployer. The tools guide the Deployer through the deployment process, and present him or her with choices for mapping the security information in the metadata annotations and deployment descriptor to the security management mechanisms and policies used in the target operational environment.

The deployment tools' output is stored in an Enterprise Beans container-specific manner, and is available at runtime to the Enterprise Beans container.

12.6.2. Security Domain(s)

The Enterprise Beans container provides a security domain and one or more principal realms to the enterprise beans. The Enterprise Beans architecture does not specify how an Enterprise Beans server should implement a security domain, and does not define the scope of a security domain.

A security domain can be implemented, managed, and administered by the Enterprise Beans server. For example, the Enterprise Beans server may store X509 certificates or it might use an external security provider such as Kerberos.

The Enterprise Beans specification does not define the scope of the security domain. For example, the scope may be defined by the boundaries of the application, Enterprise Beans server, operating system, network, or enterprise.

The Enterprise Beans server can, but is not required to, provide support for multiple security domains, and/or multiple principal realms.

The case of multiple domains on the same Enterprise Beans server can happen when a large server is used for application hosting. Each hosted application can have its own security domain to ensure security and management isolation between applications owned by multiple organizations.

12.6.3. Security Mechanisms

The Container Provider must provide the security mechanisms necessary to enforce the security

policies set by the Deployer. The Enterprise Beans specification does not specify the exact mechanisms that must be implemented and supported by the Enterprise Beans server.

The typical security functions provided by the Enterprise Beans server include:

- *Authentication of principals.*
- *Access authorization for Enterprise Beans calls and resource manager access.*
- *Secure communication with remote clients (privacy, integrity, etc.).*

12.6.4. Passing Principals on Enterprise Beans Calls

The Container Provider is responsible for providing the deployment tools that allow the Deployer to configure the principal delegation for calls from one enterprise bean to another. The Enterprise Beans container is responsible for performing the principal delegation as specified by the Deployer.

The Enterprise Beans container must be capable of allowing the Deployer to specify that, for all calls from a single application within a single Jakarta EE product, the caller principal is propagated on calls from one enterprise bean to another (i.e., the multiple beans in the call chain will see the same return value from `getCallerPrincipal`).

This requirement is necessary for applications that need a consistent return value of `getCallerPrincipal` across a chain of calls between enterprise beans.

The Enterprise Beans container must be capable of allowing the Deployer to specify that a run-as principal be used for the execution of the business, home, and component interfaces, no-interface view, and/or web service endpoint methods of a session or an entity ^[85] bean, or for the message listener methods of a message-driven bean.

12.6.5. Security Methods in `jakarta.ejb.EJBContext`

The Enterprise Beans container must provide access to the caller's security context information from the enterprise beans' instances via the `getCallerPrincipal()` and `isCallerInRole(String roleName)` methods. The Enterprise Beans container must provide the caller's security context information during the execution of a business method invoked via the enterprise bean's business, home, component, no-interface view, or message listener interface, web service endpoint, and/or `TimedObject` interface, as defined in [Operations Allowed in the Methods of a Stateful Session Bean](#), [Operations Allowed in the Methods of a Stateless Session Bean](#), [Operations Allowed in the Methods of a Message-Driven Bean](#), [Operations Allowed in the Methods of Entity Class in Container-Managed Persistence](#), and [Operations Allowed in the Methods of Entity Class in Bean-Managed Persistence](#). The container must ensure that all enterprise bean method invocations received through these interfaces are associated with some principal. If the security identity of the caller has not been established, the container returns the container's representation of the unauthenticated identity. The container must never return a `null` from the `getCallerPrincipal` method.

12.6.6. Secure Access to Resource Managers

The Container Provider is responsible for providing secure access to resource managers as described in [Container Provider Responsibility](#).

12.6.7. Principal Mapping

If the application requires that its clients are deployed in a different security domain, or if multiple applications deployed across multiple security domains need to interoperate, the Container Provider is responsible for the mechanism and tools that allow mapping of principals. The tools are used by the System Administrator to configure the security for the application's environment.

12.6.8. System Principal

The Enterprise Beans specification does not define the "system" principal under which the JVM running an enterprise bean's method executes.

Leaving the principal undefined makes it easier for the Enterprise Beans container vendors to provide runtime support for Enterprise Beans on top of their existing server infrastructures. For example, while one Enterprise Beans container implementation can execute all instances of all enterprise beans in a single JVM, another implementation can use a separate JVM per ejb-jar per client. Some Enterprise Beans containers may make the system principal the same as the application-level principal. Others may use different principals, potentially from different principal realms and even security domains.

12.6.9. Runtime Security Enforcement

The Enterprise Beans container is responsible for enforcing the security policies defined by the Deployer. The implementation of the enforcement mechanism is Enterprise Beans container implementation-specific. The Enterprise Beans container may, but does not have to, use the Java programming language security as the enforcement mechanism.

For example, to isolate multiple executing enterprise bean instances, the Enterprise Beans container can load the multiple instances into the same JVM and isolate them via using multiple class loaders, or it can load each instance into its own JVM and rely on the address space protection provided by the operating system.

The general security enforcement requirements for the Enterprise Beans container follow:

- The Enterprise Beans container must provide enforcement of the client access control per the policy defined by the Deployer. A caller is allowed to invoke a method if, and only if, the method is specified as `PermitAll` or the caller is assigned *at least one* of the security roles that includes the method in its method permissions definition. (That is, it is not meant that the caller must be assigned *all* the roles associated with the method.) If the container denies a client access to a business method, the container should throw the `jakarta.ejb.EJBAccessException`.^[86] If the Enterprise Beans 2.1 client view is used, the container must throw the `java.rmi.RemoteException` (or its subclass, the `java.rmi.AccessException`) to the client if the client is a remote client, or the

`jakarta.ejb.EJBException` (or its subclass, the `jakarta.ejb.AccessLocalException`) if the client is a local client.

- The Enterprise Beans container must isolate an enterprise bean instance from other instances and other application components running on the server. The Enterprise Beans container must ensure that other enterprise bean instances and other application components are allowed to access an enterprise bean only via the enterprise bean's business interface, component interface, home interface, no-interface view, and/or web service endpoint.
- The Enterprise Beans container must isolate an enterprise bean instance at runtime such that the instance does not gain unauthorized access to privileged system information. Such information includes the internal implementation classes of the container, the various runtime state and context maintained by the container, object references of other enterprise bean instances, or resource managers used by other enterprise bean instances. The Enterprise Beans container must ensure that the interactions between the enterprise beans and the container are only through the Enterprise Beans architected views.
- The Enterprise Beans container must ensure the security of the persistent state of the enterprise beans.
- The Enterprise Beans container must manage the mapping of principals on calls to other enterprise beans or on access to resource managers according to the security policy defined by the Deployer.
- The container must allow the same enterprise bean to be deployed independently multiple times, each time with a different security policy.^[87] The container must allow multiple-deployed enterprise beans to co-exist at runtime.

12.6.10. Audit Trail

The Enterprise Beans container may provide a security audit trail mechanism. A security audit trail mechanism typically logs all `java.security` Exceptions. It also logs all denials of access to Enterprise Beans servers, Enterprise Beans containers, Enterprise Beans business interfaces, Enterprise Beans component interfaces, Enterprise Beans home interfaces, Enterprise Beans no-interface views, and Enterprise Beans web service endpoints.

12.7. System Administrator's Responsibilities

This section defines the security-related responsibilities of the System Administrator. Note that some responsibilities may be carried out by the Deployer instead, or may require cooperation of the Deployer and the System Administrator.

12.7.1. Security Domain Administration

The System Administrator is responsible for the administration of principals. Security domain administration is beyond the scope of the Enterprise Beans specification.

Typically, the System Administrator is responsible for creating a new user account, adding a user to a user group, removing a user from a user group, and removing or freezing a user account.

12.7.2. Principal Mapping

If the client is in a different security domain than the target enterprise bean, the System Administrator is responsible for mapping the principals used by the client to the principals defined for the enterprise bean. The result of the mapping is available to the Deployer.

The specification of principal mapping techniques is beyond the scope of the Enterprise Beans architecture.

12.7.3. Audit Trail Review

If the Enterprise Beans container provides an audit trail facility, the System Administrator is responsible for its management.

[83] If the Bean Provider and Application Assembler do not define security roles, the Deployer will have to define security roles at deployment time.

[84] Component contract and client view of entity beans are described in the Enterprise Beans Optional Features document [40].

[85] Component contract and client view of entity beans are described in the Enterprise Beans Optional Features document [40].

[86] If the business interface is a remote business interface that extends `java.rmi.Remote`, the `java.rmi.AccessException` is thrown to the client instead.

[87] For example, the enterprise bean may be installed each time using a different bean name (as specified by means of the deployment descriptor).

Chapter 13. Timer Service

This chapter defines the Enterprise Beans container-managed Timer Service. The Enterprise Beans Timer Service is a container-provided service that allows the Bean Provider to register enterprise beans for timer callbacks to occur according to a calendar-based schedule, at a specified time, after a specified elapsed time, or at specified intervals.

13.1. Overview

Enterprise applications that model workflow-type business processes are dependent on notifications that certain temporal events have occurred in order to manage the semantic state transitions that are intrinsic to the business processes that they model.

The Enterprise Beans Timer Service is a container-managed service that allows callbacks to be scheduled for time-based events. The container provides a reliable and transactional notification service for timed events. Timer notifications may be scheduled to occur according to a calendar-based schedule, at a specific time, after a specific elapsed duration, or at specific recurring intervals.

The Timer Service is implemented by the Enterprise Beans container. An enterprise bean accesses this service by means of dependency injection, through the `EJBContext` interface, or through lookup in the JNDI namespace.

The Enterprise Beans Timer Service is a coarse-grained timer notification service that is designed for use in the modeling of application-level processes. It is not intended for the modeling of real-time events.

While timer durations are expressed in millisecond units, this is because the millisecond is the unit of time granularity used by the APIs of the Java SE platform. It is expected that most timed events will correspond to hours, days, or longer periods of time.

The following sections describe the Timer Service with respect to the various individual Enterprise Beans roles.

13.2. Bean Provider's View of the Timer Service

The Enterprise Beans Timer Service is a container-provided service that allows enterprise beans to be registered for timer callback methods to occur according to a calendar-based schedule, at a specified time, after a specified elapsed time, or after specified intervals. The Timer Service provides methods for the programmatic creation and cancellation of timers, as well as for locating the timers that are associated with a bean or with all beans in an Enterprise Beans module. Timers can also be created automatically by the container at deployment time based on metadata in the bean class or in the deployment descriptor.

A timer is created to schedule timed callbacks. The bean class of an enterprise bean that uses the Timer Service can provide one or more timeout callback methods. A bean can have one or more callback methods corresponding to automatically-created timers as well as a callback method corresponding to one or more programmatically-created timers.

For programmatically created timers, the timeout callback method must either be a single method that is annotated with the `Timeout` annotation or the bean must implement the `jakarta.ejb.TimedObject` interface. The `jakarta.ejb.TimedObject` interface has a single method, the timer callback method `ejbTimeout`.

For automatically created timers, the `Schedule` annotation denotes its the timeout method.

Timers can be created for stateless session beans, singleton session beans, message-driven beans.^[88] Timers cannot be created for stateful session beans.^[89]

The timeout callback method invocation for a timer that is created for a stateless session bean or a message-driven bean may be called on any bean instance in the pooled state.

The timeout callback method for a programmatically created persistent timer will be invoked on the JVM on which the timer was created or on another JVM instance across which the container is distributed. The timeout callback method for a programmatically created non-persistent timer will be invoked on the JVM on which the timer was created. The timeout callback method for a programmatically created timer is invoked on a single JVM instance regardless of the number of JVMs across which the container is distributed.

For each automatically-created persistent timer, the container creates a single persistent timer, regardless of the number of JVMs across which the container is distributed. For automatically-created non-persistent timers, the container creates a *new* non-persistent timer during application initialization for *each* JVM across which the container is distributed.

In the event of a container crash or container shutdown, the timeout callback method for a persistent timer that has not been cancelled will be invoked on a new JVM when the container is restarted or on another JVM instance across which the container is distributed. This rule applies to both programmatically or automatically created persistent timers.

When the time specified at timer creation elapses, the container invokes the associated timeout callback method of the bean. A timer may be cancelled before its expiration. If a timer is cancelled, its associated timeout callback method is not called.^[90] A timer is cancelled by calling its `cancel` method.

Invocations of the timeout callback methods and the methods of the Timer Service to programmatically create timers and to cancel timers are typically made within a transaction.

The Timer Service is intended for the modelling of long-lived business processes. Timers survive container crashes, server shutdown, and the activation/passivation and load/store cycles of the enterprise beans that are registered with them. These persistent guarantees can optionally be disabled on a per-timer basis.

13.2.1. Calendar-Based Time Expressions

The Timer Service allows a timer callback schedule to be expressed using a calendar-based syntax that is modeled after the UNIX cron facility. Calendar-based expressions can be used both for programmatic timer creation and for automatic timer creation, and can be specified by means of annotations or the deployment descriptor. Each of these approaches for expressing the calendar-based schedule shares common syntax and defaults.

13.2.1.1. Calendar-Based Time Expression Attributes

There are seven attributes in a calendar-based time expression:

- ***second***: one or more seconds within a minute
Allowable values: [0,59]
- ***minute***: one or more minutes within an hour
Allowable values: [0,59]
- ***hour***: one or more hours within a day
Allowable values: [0,23]
- ***dayOfMonth***: one or more days within a month
Allowable values:
 - [1,31] or
 - [-7, -1] or
 - "Last" or
 - {"1st", "2nd", "3rd", "4th", "5th", "Last"}
 - {"Sun", "Mon", "Tue", "Wed", "Thu", "Fri", "Sat"}

"Last" means the last day of the month

-x (where x is in the range [-7, -1]) means x day(s) before the last day of the month

"1st", "2nd", etc. applied to a day of the week identifies a single occurrence of that day within the month.

- ***month***: one or more months within a year
Allowable values:
 - [1,12] or
 - {"Jan", "Feb", "Mar", "Apr", "May", "Jun", "Jul", "Aug", "Sep", "Oct", "Nov", "Dec"}
- ***dayOfWeek***: one or more days within a week
Allowable values:
 - [0,7] or
 - {"Sun", "Mon", "Tue", "Wed", "Thu", "Fri", "Sat"}

"0" and "7" both refer to Sunday

- **year**: a particular calendar year
Allowable values: a four-digit calendar year

13.2.1.2. Attribute Syntax

Each attribute supports values expressed in one of the following forms:

Single Value

Use of a single value constrains the attribute to only one of its possible values.

Examples:

```
second = "10"  
month= "Sep"
```

Wild Card

The wild card "*" represents all possible values for a given attribute.

Examples:

```
second = "*"  
dayOfWeek = "*"
```

List

A list constrains the attribute to two or more allowable values or ranges, with a comma used as a separator character and a dash used to indicate an inclusive range. Each item in the list must be an individual attribute value or a range. List items cannot themselves be lists, wild-cards, or increments. Duplicate values are allowed, but are ignored.

Examples:

```
second = "10,20,30"  
dayOfWeek = "Mon,Wed,Fri"  
minute = "0-10,30,40"
```

Range

A range constrains the attribute to an *inclusive* range of values, with a dash separating both ends of the range. Each side of the range must be an individual attribute value. Members of a range cannot themselves be lists, wild-cards, ranges, or increments. In range "x-y", if x is larger than y, the range is equivalent to "x-max, min-y", where max is the largest value of the corresponding attribute and min is

the smallest. The range "x-x", where both range values are the same, is equivalent to the single value x. The dayOfWeek range "0-7" is equivalent to "*".

Examples:

```
second= "1-10"  
dayOfWeek = "Fri-Mon"  
dayOfMonth = "27-3" (Equivalent to "27-Last, 1-3")
```

Increments

The forward slash constrains an attribute based on a starting point and an interval, and is used to specify every N { seconds | minutes | hours } within the { minute | hour | day } respectively. For an expression x/y, the attribute is constrained to every yth value within the set of allowable values beginning at time x. The x value is inclusive. The wildcard character (*) can be used in the x position, and is equivalent to 0. Increments are only supported within the second, minute, and hour attributes. For the second and minute attributes, x and y must each be in the range [0,59]. For the hour attribute, x and y must each be in the range [0,23].

Example: Every five minutes within the hour

```
minute = "*/5"
```

The following is equivalent:

```
minute = "0,5,10,15,20,25,30,35,40,45,50,55"
```

Example: Every 10 seconds within the minute, starting at second 30

```
second = "30/10"
```

The following is equivalent:

```
second = "30,40,50"
```

Note that the set of matching increment values stops once the maximum value for that attribute is exceeded. It does not "roll over" past the boundary.

Example: Every 14 minutes within the hour, for the hours of 1 and 2 a.m.


```
(minute = "*/14", hour="1,2")
```

The following is equivalent:

```
( minute = "0,14,28,42,56", hour = "1,2")
```

Time Zone Support

Calendar-based timer expressions are evaluated in the context of the default time zone associated with the container in which the application is executing. A calendar-based timer may optionally override this default and associate itself with a specific time zone. If the calendar-based timer is associated with a specific time zone, all its times are evaluated in the context of that time zone, regardless of the default time zone in which the container is executing.

Time zones are specified as an ID String.^[91] The set of required time zone IDs is defined by the Zone Name(TZ) column of the public domain zoneinfo database [35].

13.2.1.3. Expression Rules

The `second`, `minute`, and `hour` attributes have a default value of `"0"`.

The `dayOfMonth`, `month`, `dayOfWeek`, and `year` attributes have a default value of `"*"`.

If the `dayOfMonth` attribute has a non-wildcard value and the `dayOfWeek` attribute has a non-wildcard value, then the timer expires when the current day matches *either* the `dayOfMonth` attribute *or* the `dayOfWeek` attribute (i.e. the current day does not need to match of both attributes).

Whitespace is ignored, except for string constants and numeric values.

All string constants (`" Sun "`, `" Jan "`, `" 1st "`, etc.) are case *insensitive*.

`"5th"` is the highest ordinal number allowed as the value for the `dayOfMonth`

Duplicate values within attributes using the list syntax are ignored.

The increments syntax is only supported within the `second`, `minute`, and `hour` attributes.

13.2.1.4. Examples

These examples illustrate the use of attribute syntax in conjunction with the `Schedule` annotation.

"Every Monday at Midnight"

```
@Schedule(dayOfWeek="Mon")
```

The following fully-qualified expression is equivalent:

```
@Schedule(second="0", minute="0", hour="0", dayOfMonth="*",  
month="*", dayOfWeek="Mon", year="*")
```

"Every Weekday morning at 3:15"

```
@Schedule(minute="15", hour="3", dayOfWeek="Mon-Fri")
```

"Every morning at 3:15 U.S. Eastern Time"

```
@Schedule(minute="15", hour="3", timezone="America/New_York")
```

"Every minute of every hour of every day"

```
@Schedule(minute="*", hour="*")
```

"Every Monday, Wednesday, and Friday at 30 seconds past noon"

```
@Schedule(second="30", hour="12", dayOfWeek="Mon,Wed,Fri")
```

"Every five minutes within the hour"

```
@Schedule(minute="*/5", hour="*")
```

The following expression is equivalent:

```
@Schedule(minute="0,5,10,15,20,25,30,35,40,45,50,55", hour="*")
```

"The last Thursday in November at 2 p.m."

```
@Schedule(hour="14", dayOfMonth="Last Thu", month="Nov")
```

"The second to last day (one day before the last day) of each month at 1 a.m."

```
@Schedule(hour="1", dayOfMonth="-1")
```

"Every other hour within the day starting at noon on the 2nd Tuesday of every month."

```
@Schedule(hour= "12/2", dayOfMonth="2nd Tue")
```

13.2.2. Automatic Timer Creation

The Timer Service supports the automatic creation of timers based on annotations to methods of the bean class or the deployment descriptor. Automatically created timers are created by the container as a result of application deployment.

The `Schedule` annotation can be used to automatically create a timer with a particular timeout schedule. This annotation is applied to a method of a bean class (or superclass) that should receive the timer callbacks associated with that schedule.

Example:

```
// Generate account statements at 1 a.m. on the 1st of every month
@Schedule(hour="1", dayOfMonth="1")
public void generateMonthlyAccountStatements() { ... }
```

Multiple automatic timers can be applied to a single timeout callback method using the `Schedules` annotation.

Example:

```
@Schedules(
    { @Schedule(hour="12", dayOfWeek="Mon-Thu"),
      @Schedule(hour="11", dayOfWeek="Fri")
    })
public void sendLunchNotification() { ... }
```

A `Schedule` annotation can optionally specify an info string. This string can be retrieved by calling `Timer.getInfo()` on the associated Timer object. If no `info` string is specified, the `getInfo()` method for a timer created by means of the `Schedule` annotation returns `null`.^[92]

Example:

```
// Generate account statements at 1 a.m. on the 1st of every month
@Schedule(hour="1", dayOfMonth="1", info="AccountStatementTimer")
public void generateMonthlyAccountStatements(Timer t) {
    String timerInfo = t.getInfo();
    ...
}
```

By default, each `Schedule` annotation corresponds to a single persistent timer, regardless of the number of JVMs across which the container is distributed.

13.2.3. Non-persistent Timers

A non-persistent timer is a timer whose lifetime is tied to the JVM in which it is created. A non-persistent timer is considered cancelled in the event of application shutdown, container crash, or a failure/shutdown of the JVM on which the timer was started.

Non-persistent timers can be created programmatically or created automatically using the `Schedule` annotation or the deployment descriptor.

Automatically-created non-persistent timers can be specified by setting the `persistent` element of the `Schedule` annotation to `false`.

Example:

```
@Singleton
public class CacheBean {
    Cache cache;

    // Setup an automatic timer to refresh
    // the Singleton instance cache every 10 minutes
    @Schedule(minute="*/10", hour="*", persistent=false)
    public void refresh() {
        // ...
    }
}
```

13.2.4. The TimerService Interface

The `TimerService` object is accessed via dependency injection, through the `getTimerService` method of the `EJBContext` interface, or through lookup in the JNDI namespace. The `TimerService` interface has the following methods:

```

public interface jakarta.ejb.TimerService {

    public Timer createTimer(long duration, java.io.Serializable info);

    public Timer createTimer(java.util.Date expiration,
        java.io.Serializable info);

    public Timer createSingleActionTimer(long duration,
        TimerConfig timerConfig);

    public Timer createSingleActionTimer(java.util.Date expiration,
        TimerConfig timerConfig);

    public Timer createTimer(long initialDuration, long intervalDuration,
        java.io.Serializable info);

    public Timer createTimer(java.util.Date initialExpiration,
        long intervalDuration, java.io.Serializable info);

    public Timer createIntervalTimer(long initialDuration,
        long intervalDuration, TimerConfig timerConfig);

    public Timer createIntervalTimer(java.util.Date initialExpiration,
        long intervalDuration, TimerConfig timerConfig);

    public Timer createCalendarTimer(ScheduleExpression schedule);

    public Timer createCalendarTimer(ScheduleExpression schedule,
        TimerConfig timerConfig);

    public Collection<Timer> getTimers();

    public Collection<Timer> getAllTimers();
}

```

The timer creation methods allow a timer to be programmatically created as a single-event timer, as an interval timer, or as a calendar-based timer.

For single-event timers and interval timers, the timer expiration (initial expiration in the case of an interval timer) may be expressed either in terms of a duration or as an absolute time. The timer duration is expressed in terms of milliseconds. The Timer Service begins counting down the timer duration upon timer creation.

For calendar-based timers, the schedule is expressed by a `ScheduleExpression` helper object passed as a parameter to a `createCalendarTimer` method. The `ScheduleExpression` object represents a calendar based timer expression conforming to the requirements in [Calendar-Based Time Expressions](#). The

`ScheduleExpression` class has additional methods that further constrain the schedule based on an optional start date and/or end date.

The bean may pass some client-specific information at timer creation to help it recognize the significance of a timer's expiration. This information is stored by the Timer Service and available through the timer. The information object must be serializable.^[93]

By default, all timers created using the timer creation methods are persistent. A non-persistent timer can be created by calling `setPersistent(false)` on a `TimerConfig` object passed to a timer creation method. The `TimerConfig` object also supports the setting of an info object.

The timer creation methods return a `Timer` object that allows the timer to be cancelled or to obtain information about the timer prior to its cancellation and/or expiration.

The `getTimers` method returns active timers associated with the bean. These include all active persistent timers regardless of the number of JVMs across which the container is distributed, and active non-persistent timers created in the same JVM as the executing method. Timers returned by this method include both the programmatically-created timers and the automatically-created timers.

The `getAllTimers` method returns active timers associated with the beans in the same module in which the caller bean is packaged. These include all active persistent timers regardless of the number of JVMs across which the container is distributed, and active non-persistent timers created in the same JVM as the executing method. Timers returned by this method include both the programmatically-created timers and the automatically-created timers.

13.2.4.1. Example

This code programmatically creates a timer that expires every Saturday at 1 a.m.

```
ScheduleExpression schedule =
    new ScheduleExpression().dayOfWeek("Sat").hour(1);
Timer timer = timerService.createCalendarTimer(schedule);
```

13.2.5. Timeout Callback Methods

The enterprise bean class of a bean that is to be registered with the Timer Service for timer callbacks must provide one or more timeout callback methods.

There are two kinds of timeout callback methods:

- timeout callback methods for timers that are programmatically created via a `TimerService` timer creation method
- timeout callback methods for timers that are automatically created via the `Schedule` annotation or the deployment descriptor

13.2.5.1. Timeout Callbacks for Programmatic Timers

All timers created via one of the `TimerService` timer creation methods for a particular bean must use a single timeout callback method. This method must either be a single method annotated with the `Timeout` annotation (or a method specified as a timeout method in the deployment descriptor) or the bean must implement the `jakarta.ejb.TimedObject` interface. The `TimedObject` interface has a single method, `ejbTimeout`. If the bean implements the `TimedObject` interface, the `Timeout` annotation or `timeout-method` deployment descriptor element can only be used to specify the `ejbTimeout` method. A bean can have at most one timeout method for handling programmatic timers.^[94]

```
public interface jakarta.ejb.TimedObject {
    public void ejbTimeout(Timer timer);
}
```

13.2.5.2. Timeout Callbacks for Automatically Created Timers

Each automatically-created timer is associated with a single timeout callback method. Each timeout method is declared using either the `Schedule` annotation or the deployment descriptor. A timed object can have any number of automatically created timers. The timeout callback method for the programmatically-created timers can also be associated with the automatically-created timers.

13.2.5.3. Timeout Callback Method Requirements

A timeout callback method must have one of the two signatures below, where `<METHOD>` designates the method name.^[95]

```
void <METHOD>()
void <METHOD>(Timer timer) ①
```

- ① An earlier version of the specification required that timeout callbacks accept the `Timer` parameter but did not require that this parameter be listed when declared by means of the deployment descriptor. To preserve backward compatibility, a `timeout-method` that does not include a `method-param` element for the `jakarta.ejb.Timer` parameter may be used to match either a timeout method signature with or without a `Timer` parameter, if there is only one method with the specified name. If methods with the specified name are overloaded, a `timeout-method` element with an empty `method-params` element will be used to explicitly refer to a the no-arg timeout method.

A timeout callback method can have public, private, protected, or package level access. A timeout callback method must not be declared as `final` or `static`.

Timeout callback methods must not throw application exceptions.

When a timer expires (i.e., after one of its scheduled times arrives or after the absolute time specified has passed), the container calls the associated timeout method of the bean that was registered for the

timer. The timeout method contains the business logic that the Bean Provider supplies to handle the timeout event. The container calls the timeout method with the timer that has expired. The Bean Provider can use the `getInfo` method to retrieve the information that was supplied when the timer was created. This information may be useful in enabling the timed object to recognize the significance of the timer expiration.

The container interleaves calls to a timeout callback method with the calls to the business methods and the life cycle callback methods of the bean. The time at which a timeout callback method is called may therefore not correspond exactly to the time specified at timer creation. If multiple timers have been created for a bean and will expire at approximately the same times, the Bean Provider must be prepared to handle timeout callbacks that are out of sequence. The Bean Provider must be prepared to handle extraneous calls to a timeout callback method in the event that a timer expiration is outstanding when a call to the cancellation method has been made.

In general, a timeout callback method can perform the same operations as business methods from the component interface or message listener methods. See [Operations Allowed in the Methods of a Stateless Session Bean](#), [Operations Allowed in the Methods of a Message-Driven Bean](#), [Operations Allowed in the Methods of Entity Class in Container-Managed Persistence](#), and [Operations Allowed in the Methods of Entity Class in Bean-Managed Persistence](#) for the specification of the operations that may be performed by a timeout callback method.

Since a timeout callback method is an internal method of the bean class, it has no client security context. When `getCallerPrincipal` is called from within a timeout callback method, it returns the container's representation of the unauthenticated identity.

If the timed object needs to make use of the identity of the timer to recognize the significance of the timer expiration, it may use the `equals` method to compare it with any other timer references it might have outstanding.

If the timer is a single-action timer, the container removes the timer after the timeout callback method has been successfully invoked (e.g., when the transaction that has been started for the invocation of the timeout callback method commits). If any method is invoked on the timer after the termination of the timeout callback method, a `NoSuchObjectLocalException` must be thrown.

If the timer is a calendar-based timer, the container removes the timer after the timeout callback method has been successfully invoked (e.g., when the transaction that has been started for the invocation of the timeout callback method commits) and there are no future timeouts corresponding to the timer's schedule expression. If any method is invoked on the timer after it has been removed, the `NoSuchObjectLocalException` must be thrown. If the bean invokes the `getNextTimeout` or `getTimeRemaining` method on the timer associated with a timeout callback while *within* the timeout callback, and there are no future timeouts for this calendar-based timer, the `NoMoreTimeoutsException` must be thrown.

13.2.6. The Timer and TimerHandle Interfaces

The `jakarta.ejb.Timer` interface allows the caller to cancel a timer and to obtain information about the timer.

The `jakarta.ejb.TimerHandle` interface allows the caller to obtain a serializable timer handle that may be persisted. Timer handles are only available for persistent timers. Since timers are local objects, a `TimerHandle` must not be passed through a bean's remote business interface, remote interface or web service interface.

The methods of these interfaces are as follows:

```
public interface jakarta.ejb.Timer {
    public void cancel();

    public long getTimeRemaining();

    public java.util.Date getNextTimeout();

    public jakarta.ejb.ScheduleExpression getSchedule();

    public jakarta.ejb.TimerHandle getHandle();

    public java.io.Serializable getInfo();

    public boolean isPersistent();

    public boolean isCalendarTimer();
}

public interface jakarta.ejb.TimerHandle extends java.io.Serializable {
    public jakarta.ejb.Timer getTimer();
}
```

13.2.7. Timer Identity

Timer instances must be compared using `Timer.equals(Object obj)` method. The `==` operator should not be used for "object equality" of the timers.

13.2.8. Transactions

An enterprise bean typically creates a timer within the scope of a transaction. If the transaction is then rolled back, the timer creation is rolled back.

A timer is typically cancelled within a transaction. If the transaction is rolled back, the container rescinds the timer cancellation.

A timeout callback method on a bean with container-managed transactions must have transaction attribute `REQUIRED` or `REQUIRES_NEW` (or `Required` or `RequiresNew` if the deployment descriptor is used to specify the transaction attribute). If the container-managed transaction is rolled back, the container retries the timeout.

Note that the container must start a new transaction if the `REQUIRED` (`Required`) transaction attribute value is used. This transaction attribute value is allowed so that specification of a transaction attribute for the timeout callback method can be defaulted.

The transaction semantics described in this section apply to both persistent and non-persistent timers.

13.3. Bean Provider's Responsibilities

This section defines the Bean Provider's responsibilities.

13.3.1. Enterprise Bean Class

An enterprise bean that is to be registered with the Timer Service must have a timeout callback method. The enterprise bean class may have superclasses and/or superinterfaces. If the bean class has superclasses, the timeout method may be defined in the bean class, or in any of its superclasses.

13.3.2. TimerHandle

Since the `TimerHandle` interface extends `java.io.Serializable`, a client may serialize the handle. The serialized handle may be used later to obtain a reference to the timer identified by the handle. A `TimerHandle` is intended to be storable in persistent storage.

A `TimerHandle` must not be passed as an argument or result of an enterprise bean's remote business interface, remote interface, or web service method.

13.4. Container's Responsibilities

This section describes the responsibilities of the Container Provider to support the Enterprise Beans Timer Service.

13.4.1. TimerService, Timer, and TimerHandle Interfaces

The container must provide the implementation of the `TimerService`, `Timer`, and `TimerHandle` interfaces.

Timer instances must not be serializable.

The container must implement a timer handle to be usable over the lifetime of the timer.

The container must provide suitable implementations of the `Timer.equals(Object obj)` and `hashCode()` methods.

13.4.2. Automatic Timers

The container must create a timer for each automatic timer specified by means of the `Schedule` annotation or the deployment descriptor.

13.4.3. Timer Expiration and Timeout Callback Method

The container must call the timeout callback method after the timed duration or the absolute time specification in the timer creation method has passed. The container must also call a timeout callback method if a time matching the timer's schedule expression has been reached. The Timer Service must begin to count down the timer duration upon timer creation. The container must call a timeout callback method with the expired `Timer` object, unless the method is a no-arg timeout callback method.

If container-managed transaction demarcation is used and the `REQUIRED` or `REQUIRES_NEW` transaction attribute is specified or defaulted (`Required` or `RequiresNew` if the deployment descriptor is used), the container must begin a new transaction prior to invoking the timeout callback method. If the transaction fails or is rolled back, the container must retry the timeout at least once.

If the timer is a single-event timer, the container must cause the timer to no longer exist. If a `jakarta.ejb.Timer` interface method is subsequently invoked on the timer after the completion of the timeout callback method, the container must throw the `jakarta.ejb.NoSuchObjectLocalException`.

If the Bean Provider invokes the `setRollbackOnly` method from within the timeout callback method, the container must rollback the transaction in which the timeout callback method is invoked. This has the effect of rescinding the timer expiration. The container must retry the timeout after the transaction rollback.

Timers are persistent objects (unless explicitly created as non-persistent timers). In the event of a container crash or container shutdown, any single-event persistent timers that have expired during the intervening time before container restart must cause the corresponding timeout callback method to be invoked upon restart. Any interval persistent timers or schedule based persistent timers that have expired during the intervening time must cause the corresponding timeout callback method to be invoked at least once upon restart.

13.4.4. Timer Cancellation

When a timer's `cancel` method has been called, the container must cause the timer to no longer exist. If a `jakarta.ejb.Timer` method is subsequently invoked on the timer, the container must throw the `jakarta.ejb.NoSuchObjectLocalException`.

When the `cancel` method of an automatically created non-persistent timer has been called, the container only causes the timer in the currently running JVM to no longer exist. The container does *not* nullify the rule that creates a new non-persistent timer upon application startup.

If the transaction in which the timer cancellation occurs is rolled back, the container must restore the duration of the timer to the duration it would have had if it had not been cancelled. If the timer would

have expired by the time that the transaction failed, the failure of the transaction should result in the expired timer providing an expiration notification after the transaction rolls back.

[88] The calendar-based timer and non-persistent timer functionality is not supported for 2.1 Entity beans.

[89] This functionality may be added in a future release of this specification.

[90] In the event of race conditions, extraneous calls to the timeout callback method may occur.

[91] Note that annotation `java.lang.String` attributes use the empty string `""` as a default, so the expression `@Schedule(timezone="", ...)` will result in a null value from the corresponding `ScheduleExpression.getTimezone()` method.

[92] Note that the default value of the `info` element of the `Schedule` annotation is the empty string `""`. The expression `@Schedule(info="", ...)` will also result in a null value from the timer's `getInfo()` method.

[93] There is currently no way to set the information object after timer creation. An API to do this may be added in a future release of this specification.

[94] This method may be specified on the bean class or on a superclass. If the `Timeout` annotation is used or the bean implements the `TimedObject` interface, the `timeout-method` deployment descriptor element, if specified, can only be used to refer to the same method.

[95] If the bean implements the `TimedObject` interface, the `Timeout` annotation may optionally be applied to the `ejbTimeout` method.

Chapter 14. Deployment Descriptor

This chapter defines the Enterprise Beans deployment descriptor. [Overview](#) provides an overview of the deployment descriptor. [Bean Provider's Responsibilities](#) through [Container Provider's Responsibilities](#) describe the information in the deployment descriptor from the perspective of the Enterprise Beans roles responsible for providing the information. [Deployment Descriptor XML Schema](#) defines the deployment descriptor's XML Schema elements that are specific to the Enterprise Beans architecture. The XML Schema elements that are common to the Jakarta EE Platform specifications are provided in [\[12\]](#).

Entity beans elements are described in the Enterprise Beans Optional Features document [\[40\]](#).

14.1. Overview

The deployment descriptor is part of the contract between the `ejb-jar` and/or `.war` file producer and consumer. This contract covers both the passing of enterprise beans from the Bean Provider to the Application Assembler, and from the Application Assembler to the Deployer.

An `ejb-jar` file or `.war` file produced by the Bean Provider contains one or more enterprise beans and typically does not contain application assembly instructions. An `ejb-jar` file or `.war` file produced by an Application Assembler contains one or more enterprise beans, plus application assembly information describing how the enterprise beans are combined into a single application deployment unit.

The Jakarta EE specification defines how enterprise beans and other application components contained in multiple such files can be assembled into an application.

The role of the deployment descriptor is to capture declarative information that is not included directly in the enterprise beans' code and that is intended for the consumer of the `ejb-jar` file or `.war` file.

There are two basic kinds of information in the deployment descriptor:

- **Enterprise beans' structural information**

Structural information describes the structure of an enterprise bean and declares an enterprise bean's external dependencies. Structural information may be provided using metadata annotations in the beans' code or in the deployment descriptor. The structural information cannot, in general, be changed because doing so could break the enterprise bean's function.

- **Application assembly information**

Application assembly information describes how the enterprise beans in the `ejb-jar` file or `.war` file are composed into a larger application deployment unit. Providing assembly information—whether in metadata annotations or in the deployment descriptor—is optional for the `ejb-jar` file or `.war` file producer. Assembly level information can be changed without breaking the enterprise bean's function, although doing so may alter the behavior of an assembled application.

14.2. Bean Provider's Responsibilities

The Bean Provider is responsible for providing in the deployment descriptor the following structural information for each enterprise bean if this information has not be provided in metadata annotations or is to be defaulted.

The Bean Provider uses the `enterprise-beans` element to list the enterprise beans in the `ejb-jar` file or `.war` file.



The following annotations are component-defining annotations and cannot be overridden by the deployment descriptor:

- `Stateless`
- `Stateful`
- `Singleton`
- `MessageDriven`

The Bean Provider must provide the following information for each enterprise bean:

- **Enterprise bean's name**

A logical name is assigned to each enterprise bean in the `ejb-jar` file or `.war` file. The Bean Provider can specify the enterprise bean's name in the `ejb-name` element. If the enterprise bean's name is not explicitly specified in metadata annotations or in the deployment descriptor, it defaults to the unqualified name of the bean class.

- **Enterprise bean's class**

If the bean class has not been annotated with a component-defining annotation, the Bean Provider must use the `ejb-class` element of the `session` or `message-driven` deployment descriptor element to specify the fully-qualified name of the Java class that implements the enterprise bean's business methods. The Bean Provider specifies the enterprise bean's class name in the `ejb-class` element.

- **Enterprise bean's local business interface**

If the bean class has a local business interface and neither implements the business interface nor specifies it as a local business interface using metadata annotations on the bean class, the Bean Provider must specify the fully-qualified name of the enterprise bean's local business interface in the `business-local` element.

- **Enterprise bean's remote business interface**

If the bean class has a remote business interface and neither implements nor specifies it as a remote business interface using metadata annotations on the bean class, the Bean Provider must specify the fully-qualified name of the enterprise bean's remote business interface in the `business-remote` element.

- **Enterprise bean's remote home interface**

If the bean class has a remote home interface, and the remote home interface has not been specified using metadata annotations, the Bean Provider must specify the fully-qualified name of the enterprise bean's remote home interface in the `home` element.

- **Enterprise bean's remote component interface**

If the bean class has a remote component interface, and the remote home interface has not been specified using metadata annotations, the Bean Provider must specify the fully-qualified name of the enterprise bean's remote component interface in the `remote` element.

- **Enterprise bean's local home interface.**

If the bean class has a local home interface, and the local home interface has not been specified using metadata annotations, the Bean Provider must specify the fully-qualified name of the enterprise bean's local home interface in the `local-home` element.

- **Enterprise bean's local component interface**

If the bean class has a local component interface, and the local home interface has not been specified using metadata annotations, the Bean Provider must specify the fully-qualified name of the enterprise bean's local component interface in the `local` element.

- **Enterprise bean's no-interface view**

If the bean class exposes a no-interface view and the bean exposes at least one other client view (local, remote, 2.x local home, 2.x remote home, web service), or if the bean class does not have an empty `implements` clause and does not specify no-interface view using metadata annotations on the bean class, or if the `metadata-complete` attribute has been set to `true`, the Bean Provider must specify the `local-bean` element.

- **Enterprise bean's web service endpoint interface**

If the bean class has a web service endpoint interface, and the interface has not been specified using metadata annotations on the bean class, the Bean Provider must specify the fully-qualified name of the enterprise bean's web service endpoint interface in the `service-endpoint` element. This element may only be used for stateless session beans.

- **Enterprise bean's type**

The enterprise bean types are: session and message-driven. The Bean Provider must use the appropriate `session` or `message-driven` element to declare the enterprise bean's structural information if a component-defining annotation has not been used for this purpose. If the bean's type has been specified by means of a component-defining annotation, its type cannot be overridden by means of the deployment descriptor. The bean's type (and its session type), if specified, must be the same as that specified in annotations.

- **Re-entrancy indication**

Session beans and message-driven beans are never re-entrant.

- **Session bean's state management type**

If the enterprise bean is a session bean and the bean class has not been annotated with the `Stateful`, `Stateless`, or `Singleton` annotation, the Bean Provider must use the `session-type` element to declare whether the session bean is a stateful, stateless, or singleton session bean.

- **Session or message-driven bean's transaction demarcation type**

If the enterprise bean is a session bean or message-driven bean, the Bean Provider may use the `transaction-type` element to declare whether transaction demarcation is performed by the enterprise bean or by the container. If neither the `TransactionType` annotation is used nor the `transaction-type` deployment descriptor element, the bean will have container managed

transaction demarcation.

- **Session bean's concurrency management type**

If the enterprise bean is a singleton session bean, the Bean Provider may use the `concurrency-management-type` element to declare whether concurrency management is handled by the container or is performed by the Bean Provider.^[96] If neither the `ConcurrencyManagement` annotation is used nor the `concurrency-management-type` deployment descriptor element, the singleton session bean will have container-managed concurrency.

- **Environment entries**

The Bean Provider must declare any enterprise bean's environment entries that have not been defined by means of metadata annotations, as specified in [Bean Provider's Responsibilities](#).

- **Resource manager connection factory references**

The Bean Provider must declare any enterprise bean's resource manager connection factory references that have not been defined by means of metadata annotations, as specified in [Bean Provider's Responsibilities](#).

- **Resource environment references**

The Bean Provider must declare any enterprise bean's references to administered objects that are associated with resources and that have not been defined by means of metadata annotations, as specified in [Bean Provider's Responsibilities](#).

- **Enterprise bean's references**

The Bean Provider must declare any enterprise bean's references to the remote home or remote business view of other enterprise beans that have not been defined by means of metadata annotations, as specified in [Bean Provider's Responsibilities](#).

- **Enterprise bean's local references**

The Bean Provider must declare any enterprise bean's references to the local home or local business or no-interface view of other enterprise beans that have not been defined by means of metadata annotations, as specified in [Bean Provider's Responsibilities](#).

- **Web service references**

The Bean Provider must declare any enterprise bean's references to web service interfaces that have not been defined by means of metadata annotations, as specified in [Web Service References](#).

- **Persistence unit references**

The Bean Provider must declare any enterprise bean's references to an entity manager factory for a persistence unit that have not been defined by means of metadata annotations, as specified in [Persistence Unit References](#).

- **Persistence context references**

The Bean Provider must declare any enterprise bean's references to an entity manager for a persistence context that have not been defined by means of metadata annotations, as specified in [Persistence Context References](#).

- **Message destination references**

The Bean Provider must declare any enterprise bean's references to message destinations that have not been defined by means of metadata annotations, as specified in [Bean Provider's Responsibilities](#).

- **Security role references**

The Bean Provider must declare any enterprise bean's references to security roles that have not been defined by means of metadata annotations, as specified in [Declaration of Security Roles Referenced from the Bean's Code](#).

- **Message-driven bean's configuration properties**

The Bean Provider may provide input to the Deployer as to how a message-driven bean should be configured upon activation in its operational environment. Activation configuration properties for a Jakarta Messaging message-driven bean include information about a bean's intended destination type, its message selector, and its acknowledgement mode. Other bean types may make use of different properties. See [\[14\]](#).

- **Message-driven bean's destination**

The Bean Provider may provide advice to the Application Assembler as to the destination type to which a message-driven bean should be assigned when linking message destinations

- **Interceptors**

The Bean Provider must declare any interceptor classes and methods that have not been declared by means of metadata annotations.

- **Schedule-based timers**

The Bean Provider must declare any automatic schedule-based timers that have not been declared by means of metadata annotations.

- **Asynchronous methods**

The Bean Provider must declare any asynchronous business methods that have not been designated as asynchronous by means of metadata annotations.

- **Singleton session bean initialization ordering dependencies**

The Bean Provider may provide advice to the Application Assembler as to the initialization ordering dependencies among singleton session beans.

The deployment descriptor produced by the Bean Provider must conform to the XML Schema definition in [Deployment Descriptor XML Schema](#) or to the XML Schema or DTD definition from a previous version of this specification. The content of the deployment descriptor must conform to the semantics rules specified in the XML Schema or DTD comments and elsewhere in this specification.

14.3. Application Assembler's Responsibility

The Application Assembler assembles enterprise beans into deployment units. The Application Assembler's input is one or more enterprise beans, un-assembled or contained in one or more ejb-jar and/or `.war` files provided by one or more Bean Providers. All of the input could be combined into a single output ejb-jar file or `.war` file, or could be split into multiple output ejb-jar and/or `.war` files. Each output ejb-jar file or `.war` file is either a deployment unit intended for the Deployer or a partially assembled application that is intended for another Application Assembler.

The Bean Provider and Application Assembler may be the same person or organization. In such a case, the person or organization performs the responsibilities described both in this and the previous sections.

The Application Assembler may modify the following information that was specified by the Bean Provider:

- **Values of environment entries**

The Application Assembler may change existing values and/or define new values of environment properties.

- **Description fields**

The Application Assembler may change existing or create new description elements.

- **Message-driven bean message selector**

The Application Assembler may further restrict, but not replace, the value of the `messageSelector` `activation-config-property` element of a Jakarta Messaging message-driven bean—whether this was defined in metadata annotations or the deployment descriptor.

- **Timer schedule attributes**

The Application Assembler may override timer attributes, except for the method to which a timer's timeouts have been assigned.

In general, the Application Assembler should never modify any of the following:

- **Enterprise bean's abstract schema name**

The Application Assembler should not change the enterprise bean's name defined in the `abstract-schema-name` element since Enterprise Beans QL queries may depend on the content of this element.

- **Relationship role source element**

The Application Assembler should not change the value of an `ejb-name` element in the `relationship-role-source` element.

If any of these elements must be modified by the Application Assembler in order to resolve name clashes during the merging of `ejb-jar` and/or `.war` files, the Application Assembler must also modify all `ejb-ql` query strings that depend on the value of the modified element(s).

The Application Assembler must not, in general, modify any other information listed in [Bean Provider's Responsibilities](#) that was provided in the input `ejb-jar` file or `.war` file.

The Application Assembler may, but is not required to, specify any of the following application assembly information:

- **Binding of enterprise bean references**

The Application Assembler may link an enterprise bean reference to another enterprise bean in the `ejb-jar` file or `.war` file or in an `ejb-jar` file in the same Jakarta EE application unit. The Application Assembler creates the link by adding the `ejb-link` element to the referencing bean. The Application Assembler uses the `ejb-name` of the referenced bean for the link. If there are multiple enterprise beans with the same `ejb-name`, the Application Assembler uses the path name specifying the location of the `ejb-jar` file that contains the referenced component. The path name is relative to the referencing `ejb-jar` file or `.war` file. The Application Assembler appends the `ejb-name` of the referenced bean to the path name separated by `#`. This allows multiple beans with the same name to be uniquely identified.

- **Linking of message destination references**

The Application Assembler may link message consumers and producers through common message destinations specified in the `ejb-jar` file or `.war` file or in the same Jakarta EE application unit. The Application Assembler creates the link by adding the `message-destination-link` element to the referencing bean.

- **Security roles**

The Application Assembler may define one or more security roles. The security roles define the recommended security roles for the clients of the enterprise beans. The Application Assembler defines the security roles using the `security-role` elements.

- **Method permissions**

The Application Assembler may define method permissions. Method permission is a binary relation between the security roles and the methods of the business interfaces, home interfaces, component interfaces, and/or web service endpoints of the enterprise beans. The Application Assembler defines method permissions using the `method-permission` elements. The Application Assembler may augment or override method permissions defined by the Bean Provider—whether in metadata annotations or in the deployment descriptor.

- **Singleton session bean initialization ordering**

The Application Assembler may define or override the `depends-on` initialization ordering metadata for a singleton session bean.

- **Stateful timeout**

The Application Assembler may define or override the stateful timeout.

- **Singleton session bean startup**

The Application Assembler may override the eager startup designation of a singleton session bean.

- **Access timeouts**

The Application Assembler may override the access timeout values for methods governed by container-managed concurrency semantics of stateful and singleton session beans.

- **Linking of security role references**

If the Application Assembler defines security roles in the deployment descriptor, the Application Assembler may link the security role references declared by the Bean Provider to the security roles. The Application Assembler defines these links using the `role-link` element.

- **Security identity**

The Application Assembler may specify whether the caller's security identity should be used for the execution of the methods of an enterprise bean or whether a specific run-as security identity should be used. The Application Assembler may override a security identity defined by the Bean Provider—whether in metadata annotations or in the deployment descriptor

- **Transaction attributes**

The Application Assembler may define the value of the transaction attributes for the methods of the business interface, home interface, component interface, no-interface view, web service endpoint, and `TimedObject` interface of the enterprise beans that require container-managed transaction demarcation. All session and message-driven beans declared by the Bean Provider as transaction-type `Container` require container-managed transaction demarcation. The Application

Assembler uses the `container-transaction` elements to declare the transaction attributes.

- **Interceptors**

The Application Assembler may override, augment, and/or reorder the interceptor methods defined by the Bean Provider—whether in metadata annotations or in the deployment descriptor.

If an input `ejb-jar` file or `.war` file contains application assembly information, the Application Assembler is allowed to change the application assembly information supplied in the input file. (This could happen when the input file was produced by another Application Assembler.)

The deployment descriptor produced by the Bean Provider and/or the Application Assembler must conform to the XML Schema definition in [Deployment Descriptor XML Schema](#) or the XML Schema or DTD definition from a previous version of this specification. The content of the deployment descriptor must conform to the semantics rules specified in the XML Schema or DTD comments and elsewhere in this specification.

14.4. Container Provider’s Responsibilities

The Container Provider provides tools that read and import the information contained in the XML deployment descriptor.

All Enterprise Beans 3.2 implementations must support Enterprise Beans 3.1, Enterprise Beans 3.0, Enterprise Beans 2.1, Enterprise Beans 2.0, and Enterprise Beans 1.1 as well as Enterprise Beans 3.1 deployment descriptors. The definitions of the Enterprise Beans 3.1 Enterprise Beans 3.0, Enterprise Beans 2.1, Enterprise Beans 2.0, and Enterprise Beans 1.1 deployment descriptors can be found in the Enterprise Beans 3.1[\[41\]](#) and earlier specifications.

14.5. Deployment Descriptor XML Schema

This section provides the XML Schema for the Enterprise Beans deployment descriptor. The comments in the XML Schema specify additional requirements for the syntax and semantics that cannot be easily expressed by the XML Schema mechanism.

The content of the XML elements is in general case sensitive (i.e., unless stated otherwise). This means, for example, that

```
<transaction-type>Container</transaction-type>
```

must be used, rather than:

```
<transaction-type>container</transaction-type>
```

All valid `ejb-jar` deployment descriptors must conform to the XML Schema definition below or to the XML Schema or DTD definition from a previous version of this specification.

```
<?xml version="1.0" encoding="UTF-8"?>
<xsd:schema xmlns="http://www.w3.org/2001/XMLSchema"
  targetNamespace="https://jakarta.ee/xml/ns/jakartaee"
  xmlns:jakartaee="https://jakarta.ee/xml/ns/jakartaee"
  xmlns:xsd="http://www.w3.org/2001/XMLSchema"
  elementFormDefault="qualified"
  attributeFormDefault="unqualified"
  version="4.0">
```

```
<xsd:annotation>
```

```
<xsd:documentation>
```

Copyright (c) 2009, 2020 Oracle and/or its affiliates. All rights reserved.

This program and the accompanying materials are made available under the terms of the Eclipse Public License v. 2.0, which is available at <http://www.eclipse.org/legal/epl-2.0>.

This Source Code may also be made available under the following Secondary Licenses when the conditions for such availability set forth in the Eclipse Public License v. 2.0 are satisfied: GNU General Public License, version 2 with the GNU Classpath Exception, which is available at <https://www.gnu.org/software/classpath/license.html>.

SPDX-License-Identifier: EPL-2.0 OR GPL-2.0 WITH Classpath-exception-2.0

```
</xsd:documentation>
```

```
</xsd:annotation>
```

```
<xsd:annotation>
```

```
<xsd:documentation>
```

```
<![CDATA[
```

This is the XML Schema for the Enterprise Beans 4.0 deployment descriptor.

All Enterprise Beans deployment descriptors must indicate the schema by using the Jakarta EE namespace:

```
https://jakarta.ee/xml/ns/jakartaee
```

and by indicating the version of the schema by using the version element as shown below:

```
<ejb-jar xmlns="https://jakarta.ee/xml/ns/jakartaee"
  xmlns:xsi="http://www.w3.org/2001/XMLSchema-instance"
  xsi:schemaLocation="https://jakarta.ee/xml/ns/jakartaee
    https://jakarta.ee/xml/ns/jakartaee/ejb-jar_4_0.xsd"
  version="4.0">
```

```
...
```

```
</ejb-jar>
```

The instance documents may indicate the published version of the schema using the `xsi:schemaLocation` attribute for the Jakarta EE namespace with the following location:

```
https://jakarta.ee/xml/ns/jakartaee/ejb-jar_3_2.xsd
```

```
]]>
```

```
</xsd:documentation>
```

```
</xsd:annotation>
```

```
<xsd:annotation>
```

```
<xsd:documentation>
```

The following conventions apply to all Jakarta EE deployment descriptor elements unless indicated otherwise.

- In elements that specify a pathname to a file within the same JAR file, relative filenames (i.e., those not starting with "/") are considered relative to the root of the JAR file's namespace. Absolute filenames (i.e., those starting with "/") also specify names in the root of the JAR file's namespace. In general, relative names are preferred. The exception is .war files where absolute names are preferred for consistency with the Servlet API.

```
</xsd:documentation>
```

```
</xsd:annotation>
```

```
<xsd:include schemaLocation="jakartaee_9.xsd"/>
```

```
<!-- ***** -->
```

```
<xsd:element name="ejb-jar"  
            type="jakartaee:ejb-jarType">
```

```
<xsd:annotation>
```

```
<xsd:documentation>
```

This is the root of the `ejb-jar` deployment descriptor.

```
</xsd:documentation>
```

```
</xsd:annotation>
```

```
<xsd:key name="ejb-name-key">
```

```
<xsd:annotation>
```

```
<xsd:documentation>
```

The `ejb-name` element contains the name of an enterprise bean. The name must be unique within the `ejb-jar` file or `.war` file.

```
</xsd:documentation>
</xsd:annotation>
<xsd:selector xpath="jakartaee:enterprise-beans/*"/>
<xsd:field xpath="jakartaee:ejb-name"/>
</xsd:key>
<xsd:keyref name="ejb-name-references"
            refer="jakartaee:ejb-name-key">
<xsd:annotation>
  <xsd:documentation>
```

The `keyref` indicates the references from `relationship-role-source` must be to a specific `ejb-name` defined within the scope of `enterprise-beans` element.

```
</xsd:documentation>
</xsd:annotation>
<xsd:selector xpath="./jakartaee:ejb-relationship-role/jakartaee:relationship-
role-source"/>
<xsd:field xpath="jakartaee:ejb-name"/>
</xsd:keyref>
<xsd:key name="role-name-key">
  <xsd:annotation>
    <xsd:documentation>
```

A `role-name-key` is specified to allow the references from the `security-role-refs`.

```
</xsd:documentation>
</xsd:annotation>
<xsd:selector xpath="jakartaee:assembly-descriptor/jakartaee:security-role"/>
<xsd:field xpath="jakartaee:role-name"/>
</xsd:key>
<xsd:keyref name="role-name-references"
            refer="jakartaee:role-name-key">
<xsd:annotation>
  <xsd:documentation>
```

The `keyref` indicates the references from `security-role-ref` to a specified `role-name`.

```
</xsd:documentation>
</xsd:annotation>
<xsd:selector xpath="jakartaee:enterprise-beans/*/jakartaee:security-role-ref"/>
<xsd:field xpath="jakartaee:role-link"/>
```

```

</xsd:keyref>
</xsd:element>

<!-- ***** -->

<xsd:complexType name="access-timeoutType">
  <xsd:annotation>
    <xsd:documentation>

      The access-timeoutType represents the maximum amount of
      time (in a given time unit) that the container should wait for
      a concurrency lock before throwing a timeout exception to the
      client.

      A timeout value of 0 means concurrent access is not permitted.

      A timeout value of -1 means wait indefinitely to acquire a lock.

    </xsd:documentation>
  </xsd:annotation>
  <xsd:sequence>
    <xsd:element name="timeout"
      type="jakartaee:xsdIntegerType"/>
    <xsd:element name="unit"
      type="jakartaee:time-unit-typeType"/>
  </xsd:sequence>
  <xsd:attribute name="id"
    type="xsd:ID"/>
</xsd:complexType>

<!-- ***** -->

<xsd:complexType name="async-methodType">
  <xsd:annotation>
    <xsd:documentation>

      The async-methodType element specifies that a session
      bean method has asynchronous invocation semantics.

    </xsd:documentation>
  </xsd:annotation>
  <xsd:sequence>
    <xsd:element name="method-name"
      type="jakartaee:string"/>
    <xsd:element name="method-params"
      type="jakartaee:method-paramsType"

```



```

        minOccurs="0"/>
    </xsd:sequence>
    <xsd:attribute name="id"
        type="xsd:ID"/>
</xsd:complexType>

<!-- ***** -->

<xsd:complexType name="activation-configType">
    <xsd:annotation>
        <xsd:documentation>

            The activation-configType defines information about the
            expected configuration properties of the message-driven bean
            in its operational environment. This may include information
            about message acknowledgement, message selector, expected
            destination type, destination or connection factory lookup
            string, subscription name, etc.

            The configuration information is expressed in terms of
            name/value configuration properties.

            The properties that are recognized for a particular
            message-driven bean are determined by the messaging type.

        </xsd:documentation>
    </xsd:annotation>
    <xsd:sequence>
        <xsd:element name="description"
            type="jakartaee:descriptionType"
            minOccurs="0"
            maxOccurs="unbounded"/>
        <xsd:element name="activation-config-property"
            type="jakartaee:activation-config-propertyType"
            maxOccurs="unbounded"/>
    </xsd:sequence>
    <xsd:attribute name="id"
        type="xsd:ID"/>
</xsd:complexType>

<!-- ***** -->

<xsd:complexType name="activation-config-propertyType">
    <xsd:annotation>
        <xsd:documentation>

```

The `activation-config-propertyType` contains a name/value configuration property pair for a message-driven bean.

The properties that are recognized for a particular message-driven bean are determined by the messaging type.

```
</xsd:documentation>
</xsd:annotation>
<xsd:sequence>
  <xsd:element name="activation-config-property-name"
              type="jakartaee:xsdStringType">
    <xsd:annotation>
      <xsd:documentation>
```

The `activation-config-property-name` element contains the name for an activation configuration property of a message-driven bean.

For Jakarta Messaging message-driven beans, the following property names are recognized: `acknowledgeMode`, `messageSelector`, `destinationType`, `subscriptionDurability`, `destinationLookup`, `connectionFactoryLookup`, `subscriptionName`, and `clientId`.

```
</xsd:documentation>
</xsd:annotation>
</xsd:element>
<xsd:element name="activation-config-property-value"
            type="jakartaee:xsdStringType">
  <xsd:annotation>
    <xsd:documentation>
```

The `activation-config-property-value` element contains the value for an activation configuration property of a message-driven bean.

```
</xsd:documentation>
</xsd:annotation>
</xsd:element>
</xsd:sequence>
<xsd:attribute name="id"
              type="xsd:ID"/>
</xsd:complexType>
```

```
<!-- ***** -->
```

```
<xsd:complexType name="around-invokeType">
```

```
<xsd:annotation>
  <xsd:documentation>
```

The around-invoke type specifies a method on a class to be called during the around invoke portion of an ejb invocation. Note that each class may have only one around invoke method and that the method may not be overloaded.

If the class element is missing then the class defining the callback is assumed to be the interceptor class or component class in scope at the location in the descriptor in which the around invoke definition appears.

```
  </xsd:documentation>
</xsd:annotation>
<xsd:sequence>
  <xsd:element name="class"
              type="jakartaee:fully-qualified-classType"
              minOccurs="0"/>
  <xsd:element name="method-name"
              type="jakartaee:java-identifierType"/>
</xsd:sequence>
</xsd:complexType>
```

```
<!-- ***** -->
```

```
<xsd:complexType name="around-timeoutType">
  <xsd:annotation>
    <xsd:documentation>
```

The around-timeout type specifies a method on a class to be called during the around-timeout portion of a timer timeout callback. Note that each class may have only one around-timeout method and that the method may not be overloaded.

If the class element is missing then the class defining the callback is assumed to be the interceptor class or component class in scope at the location in the descriptor in which the around-timeout definition appears.

```
  </xsd:documentation>
</xsd:annotation>
<xsd:sequence>
```

```

<xsd:element name="class"
             type="jakartaee:fully-qualified-classType"
             minOccurs="0"/>
<xsd:element name="method-name"
             type="jakartaee:java-identifierType"/>
</xsd:sequence>
</xsd:complexType>

```

```

<!-- ***** -->

```

```

<xsd:complexType name="assembly-descriptorType">
  <xsd:annotation>
    <xsd:documentation>

```

The assembly-descriptorType defines application-assembly information.

The application-assembly information consists of the following parts: the definition of security roles, the definition of method permissions, the definition of transaction attributes for enterprise beans with container-managed transaction demarcation, the definition of interceptor bindings, a list of methods to be excluded from being invoked, and a list of exception types that should be treated as application exceptions.

All the parts are optional in the sense that they are omitted if the lists represented by them are empty.

Providing an assembly-descriptor in the deployment descriptor is optional for the ejb-jar file or .war file producer.

```

</xsd:documentation>
</xsd:annotation>
<xsd:sequence>
  <xsd:element name="security-role"
               type="jakartaee:security-roleType"
               minOccurs="0"
               maxOccurs="unbounded"/>
  <xsd:element name="method-permission"
               type="jakartaee:method-permissionType"
               minOccurs="0"
               maxOccurs="unbounded"/>
  <xsd:element name="container-transaction"
               type="jakartaee:container-transactionType"
               minOccurs="0"
               maxOccurs="unbounded"/>

```

```

<xsd:element name="interceptor-binding"
             type="jakartaee:interceptor-bindingType"
             minOccurs="0"
             maxOccurs="unbounded"/>
<xsd:element name="message-destination"
             type="jakartaee:message-destinationType"
             minOccurs="0"
             maxOccurs="unbounded"/>
<xsd:element name="exclude-list"
             type="jakartaee:exclude-listType"
             minOccurs="0"/>
<xsd:element name="application-exception"
             type="jakartaee:application-exceptionType"
             minOccurs="0"
             maxOccurs="unbounded"/>
</xsd:sequence>
<xsd:attribute name="id"
              type="xsd:ID"/>
</xsd:complexType>

```

```

<!-- ***** -->

```

```

<xsd:complexType name="cmp-fieldType">
  <xsd:annotation>
    <xsd:documentation>

```

The cmp-fieldType describes a container-managed field. The cmp-fieldType contains an optional description of the field, and the name of the field.

```

</xsd:documentation>
</xsd:annotation>
<xsd:sequence>
  <xsd:element name="description"
               type="jakartaee:descriptionType"
               minOccurs="0"
               maxOccurs="unbounded"/>
  <xsd:element name="field-name"
               type="jakartaee:java-identifierType">
    <xsd:annotation>
      <xsd:documentation>

```

The field-name element specifies the name of a container managed field.

The name of the cmp-field of an entity bean with cmp-version 2.x must begin with a lowercase

letter. This field is accessed by methods whose names consists of the name of the field specified by field-name in which the first letter is uppercased, prefixed by "get" or "set".

The name of the cmp-field of an entity bean with cmp-version 1.x must denote a public field of the enterprise bean class or one of its superclasses.

Support for entity beans is optional as of Enterprise Beans 3.2.

```
</xsd:documentation>
</xsd:annotation>
</xsd:element>
</xsd:sequence>
<xsd:attribute name="id"
               type="xsd:ID"/>
</xsd:complexType>
```

```
<!-- ***** -->
```

```
<xsd:complexType name="cmp-versionType">
  <xsd:annotation>
    <xsd:documentation>
```

The cmp-versionType specifies the version of an entity bean with container-managed persistence. It is used by cmp-version elements.

The value must be one of the two following:

- 1.x
- 2.x

Support for entity beans is optional as of Enterprise Beans 3.2.

```
</xsd:documentation>
</xsd:annotation>
<xsd:simpleContent>
  <xsd:restriction base="jakartaee:string">
    <xsd:enumeration value="1.x"/>
    <xsd:enumeration value="2.x"/>
  </xsd:restriction>
</xsd:simpleContent>
</xsd:complexType>
```

```
<!-- ***** -->
```

```
<xsd:complexType name="cmr-fieldType">  
  <xsd:annotation>  
  <xsd:documentation>
```

The `cmr-fieldType` describes the Bean Provider's view of a relationship. It consists of an optional description, and the name and the class type of a field in the source of a role of a relationship. The `cmr-field-name` element corresponds to the name used for the get and set accessor methods for the relationship. The `cmr-field-type` element is used only for collection-valued `cmr-fields`. It specifies the type of the collection that is used.

Support for entity beans is optional as of Enterprise Beans 3.2.

```
  </xsd:documentation>  
</xsd:annotation>  
<xsd:sequence>  
  <xsd:element name="description"  
    type="jakartaee:descriptionType"  
    minOccurs="0"  
    maxOccurs="unbounded"/>  
  <xsd:element name="cmr-field-name"  
    type="jakartaee:string">  
    <xsd:annotation>  
      <xsd:documentation>
```

The `cmr-field-name` element specifies the name of a logical relationship field in the entity bean class. The name of the `cmr-field` must begin with a lowercase letter. This field is accessed by methods whose names consist of the name of the field specified by `cmr-field-name` in which the first letter is uppercased, prefixed by "get" or "set".

Support for entity beans is optional as of Enterprise Beans 3.2.

```
    </xsd:documentation>  
  </xsd:annotation>  
</xsd:element>  
  <xsd:element name="cmr-field-type"  
    type="jakartaee:cmr-field-typeType"  
    minOccurs="0"/>  
</xsd:sequence>  
<xsd:attribute name="id"  
  type="xsd:ID"/>
```

```
</xsd:complexType>
```

```
<!-- ***** -->
```

```
<xsd:complexType name="cmr-field-typeType">
```

```
<xsd:annotation>
```

```
<xsd:documentation>
```

The cmr-field-type element specifies the class of a collection-valued logical relationship field in the entity bean class. The value of an element using cmr-field-typeType must be either: java.util.Collection or java.util.Set.

```
</xsd:documentation>
```

```
</xsd:annotation>
```

```
<xsd:simpleContent>
```

```
<xsd:restriction base="jakartaee:string">
```

```
<xsd:enumeration value="java.util.Collection"/>
```

```
<xsd:enumeration value="java.util.Set"/>
```

```
</xsd:restriction>
```

```
</xsd:simpleContent>
```

```
</xsd:complexType>
```

```
<!-- ***** -->
```

```
<xsd:complexType name="concurrency-management-typeType">
```

```
<xsd:annotation>
```

```
<xsd:documentation>
```

The concurrency-management-typeType specifies the way concurrency is managed for a singleton or stateful session bean.

The concurrency management type must be one of the following:

Bean

Container

Bean managed concurrency can only be specified for a singleton bean.

```
</xsd:documentation>
```

```
</xsd:annotation>
```

```
<xsd:simpleContent>
```

```
<xsd:restriction base="jakartaee:string">
```

```
<xsd:enumeration value="Bean"/>
```

```
<xsd:enumeration value="Container"/>
```

```
</xsd:restriction>
```



```

</xsd:simpleContent>
</xsd:complexType>

<!-- ***** -->

<xsd:complexType name="concurrent-lock-typeType">
  <xsd:annotation>
    <xsd:documentation>

      The concurrent-lock-typeType specifies how the container must
      manage concurrent access to a method of a Singleton bean
      with container-managed concurrency.

      The container managed concurrency lock type must be one
      of the following :

      Read
      Write

    </xsd:documentation>
  </xsd:annotation>
  <xsd:simpleContent>
    <xsd:restriction base="jakartaee:string">
      <xsd:enumeration value="Read"/>
      <xsd:enumeration value="Write"/>
    </xsd:restriction>
  </xsd:simpleContent>
</xsd:complexType>

<!-- ***** -->

<xsd:complexType name="concurrent-methodType">
  <xsd:annotation>
    <xsd:documentation>

      The concurrent-methodType specifies information about a method
      of a bean with container managed concurrency.

      The optional lock element specifies the kind of concurrency
      lock associated with the method.

      The optional access-timeout element specifies the amount of
      time (in a given time unit) the container should wait for a
      concurrency lock before throwing an exception to the client.

    </xsd:documentation>

```

```

</xsd:annotation>
<xsd:sequence>
  <xsd:element name="method"
    type="jakartaee:named-methodType"/>
  <xsd:element name="lock"
    type="jakartaee:concurrent-lock-typeType"
    minOccurs="0"/>
  <xsd:element name="access-timeout"
    type="jakartaee:access-timeoutType"
    minOccurs="0"/>
</xsd:sequence>
<xsd:attribute name="id"
  type="xsd:ID"/>
</xsd:complexType>

```

```

<!-- ***** -->

```

```

<xsd:complexType name="container-transactionType">
  <xsd:annotation>
    <xsd:documentation>

```

The container-transactionType specifies how the container must manage transaction scopes for the enterprise bean's method invocations. It defines an optional description, a list of method elements, and a transaction attribute. The transaction attribute is to be applied to all the specified methods.

```

    </xsd:documentation>
  </xsd:annotation>
  <xsd:sequence>
    <xsd:element name="description"
      type="jakartaee:descriptionType"
      minOccurs="0"
      maxOccurs="unbounded"/>
    <xsd:element name="method"
      type="jakartaee:methodType"
      maxOccurs="unbounded"/>
    <xsd:element name="trans-attribute"
      type="jakartaee:trans-attributeType"/>
  </xsd:sequence>
  <xsd:attribute name="id"
    type="xsd:ID"/>
</xsd:complexType>

```

```

<!-- ***** -->

```

```
<xsd:complexType name="depends-onType">
  <xsd:annotation>
    <xsd:documentation>
```

The depends-onType is used to express initialization ordering dependencies between Singleton components. The depends-onType specifies the names of one or more Singleton beans in the same application as the referring Singleton, each of which must be initialized before the referring bean.

Each dependent bean is expressed using ejb-link syntax. The order in which dependent beans are initialized at runtime is not guaranteed to match the order in which they are listed.

```
    </xsd:documentation>
  </xsd:annotation>
  <xsd:sequence>
    <xsd:element name="ejb-name"
      type="jakartaee:ejb-linkType"
      minOccurs="1"
      maxOccurs="unbounded"/>
  </xsd:sequence>
  <xsd:attribute name="id"
    type="xsd:ID"/>
</xsd:complexType>
```

```
<!-- ***** -->
```

```
<xsd:complexType name="ejb-classType">
  <xsd:annotation>
    <xsd:documentation>
```

```
    <![CDATA[
```

The ejb-classType contains the fully-qualified name of the enterprise bean's class. It is used by ejb-class elements.

Example:

```
<ejb-class>com.wombat.empl.EmployeeServiceBean</ejb-class>
```

```
    ]]>
```

```
  </xsd:documentation>
</xsd:annotation>
<xsd:simpleContent>
  <xsd:restriction base="jakartaee:fully-qualified-classType"/>
```

```
</xsd:simpleContent>
</xsd:complexType>
```

```
<!-- ***** -->
```

```
<xsd:complexType name="ejb-jarType">
  <xsd:annotation>
    <xsd:documentation>
```

The `ejb-jarType` defines the root element of the Enterprise Beans deployment descriptor. It contains

- an optional description of the `ejb-jar` file
- an optional display name
- an optional icon that contains a small and a large icon file name
- an optional module name. Only applicable to stand-alone `ejb-jars` or `ejb-jars` packaged in an ear. Ignored if specified for an `ejb-jar.xml` within a `.war` file. In that case, standard `.war` file `module-name` rules apply.
- structural information about all included enterprise beans that is not specified through annotations
- structural information about interceptor classes
- a descriptor for container managed relationships, if any.
- an optional application-assembly descriptor
- an optional name of an `ejb-client-jar` file for the `ejb-jar`.

```
  </xsd:documentation>
</xsd:annotation>
<xsd:sequence>
  <xsd:element name="module-name"
    type="jakartaee:string"
    minOccurs="0"/>
  <xsd:group ref="jakartaee:descriptionGroup"/>
  <xsd:element name="enterprise-beans"
    type="jakartaee:enterprise-beansType"
    minOccurs="0"/>
  <xsd:element name="interceptors"
    type="jakartaee:interceptorsType"
    minOccurs="0"/>
  <xsd:element name="relationships"
    type="jakartaee:relationshipsType"
    minOccurs="0">
    <xsd:unique name="relationship-name-uniqueness">
```

```
<xsd:annotation>
  <xsd:documentation>
```

The `ejb-relation-name` contains the name of a relation. The name must be unique within relationships.

```
  </xsd:documentation>
</xsd:annotation>
<xsd:selector xpath="jakartaee:ejb-relation"/>
<xsd:field xpath="jakartaee:ejb-relation-name"/>
</xsd:unique>
</xsd:element>
<xsd:element name="assembly-descriptor"
  type="jakartaee:assembly-descriptorType"
  minOccurs="0">
<xsd:annotation>
  <xsd:documentation>
```

Providing an `assembly-descriptor` in the deployment descriptor is optional for the `ejb-jar` file or `.war` file producer.

```
  </xsd:documentation>
</xsd:annotation>
</xsd:element>
<xsd:element name="ejb-client-jar"
  type="jakartaee:pathType"
  minOccurs="0">
```

```
<xsd:annotation>
  <xsd:documentation>
    <![CDATA[
      The optional ejb-client-jar element specifies a JAR file that contains the class files necessary for a client program to access the enterprise beans in the ejb-jar file.
```

Example:

```
    <ejb-client-jar>employee_service_client.jar
    </ejb-client-jar>
```

```
  ]]>
  </xsd:documentation>
</xsd:annotation>
</xsd:element>
</xsd:sequence>
<xsd:attribute name="version"
```

```
        type="jakartaee:dewey-versionType"  
        fixed="4.0"  
        use="required">  
<xsd:annotation>  
  <xsd:documentation>
```

The version specifies the version of the Enterprise Beans specification that the instance document must comply with. This information enables deployment tools to validate a particular Enterprise Beans Deployment Descriptor with respect to a specific version of the Enterprise Beans schema.

```
  </xsd:documentation>  
</xsd:annotation>  
</xsd:attribute>  
<xsd:attribute name="metadata-complete"  
  type="xsd:boolean">  
<xsd:annotation>  
  <xsd:documentation>
```

The metadata-complete attribute defines whether this deployment descriptor and other related deployment descriptors for this module (e.g., web service descriptors) are complete, or whether the class files available to this module and packaged with this application should be examined for annotations that specify deployment information.

If metadata-complete is set to "true", the deployment tool must ignore any annotations that specify deployment information, which might be present in the class files of the application.

If metadata-complete is not specified or is set to "false", the deployment tool must examine the class files of the application for annotations, as specified by the specifications.

```
  </xsd:documentation>  
</xsd:annotation>  
</xsd:attribute>  
<xsd:attribute name="id"  
  type="xsd:ID"/>  
</xsd:complexType>
```

```
<!-- ***** -->
```

```
<xsd:complexType name="ejb-nameType">
  <xsd:annotation>
    <xsd:documentation>
      <![CDATA[
        The ejb-nameType specifies an enterprise bean's name. It is
        used by ejb-name elements. This name is assigned by the
        file producer to name the enterprise bean in the
        ejb-jar file or .war file's deployment descriptor. The name must be
        unique among the names of the enterprise beans in the same
        ejb-jar file or .war file.
```

There is no architected relationship between the used ejb-name in the deployment descriptor and the JNDI name that the Deployer will assign to the enterprise bean's home.

The name for an entity bean must conform to the lexical rules for an NMTOKEN.

Example:

```
<ejb-name>EmployeeService</ejb-name>
```

```
  ]]>
</xsd:documentation>
</xsd:annotation>
<xsd:simpleContent>
  <xsd:restriction base="jakartaee:xsdNMTOKENType"/>
</xsd:simpleContent>
</xsd:complexType>
```

```
<!-- ***** -->
```

```
<xsd:complexType name="ejb-relationType">
  <xsd:annotation>
    <xsd:documentation>
```

The ejb-relationType describes a relationship between two entity beans with container-managed persistence. It is used by ejb-relation elements. It contains a description; an optional ejb-relation-name element; and exactly two relationship role declarations, defined by the ejb-relationship-role elements. The name of the relationship, if specified, is unique within the ejb-jar file.

Support for entity beans is optional as of Enterprise Beans 3.2.

```

</xsd:documentation>
</xsd:annotation>
<xsd:sequence>
  <xsd:element name="description"
    type="jakartaee:descriptionType"
    minOccurs="0"
    maxOccurs="unbounded"/>
  <xsd:element name="ejb-relation-name"
    type="jakartaee:string"
    minOccurs="0">
    <xsd:annotation>
      <xsd:documentation>

```

The `ejb-relation-name` element provides a unique name within the `ejb-jar` file for a relationship.

```

      </xsd:documentation>
    </xsd:annotation>
  </xsd:element>
  <xsd:element name="ejb-relationship-role"
    type="jakartaee:ejb-relationship-roleType"
    minOccurs="2"
    maxOccurs="2"/>
</xsd:sequence>
<xsd:attribute name="id"
  type="xsd:ID"/>
</xsd:complexType>

```

```

<!-- ***** -->

```

```

<xsd:complexType name="ejb-relationship-roleType">
  <xsd:annotation>
    <xsd:documentation>

```

```

      <![CDATA[

```

The `ejb-relationship-roleType` describes a role within a relationship. There are two roles in each relationship.

The `ejb-relationship-roleType` contains an optional description; an optional name for the relationship role; a specification of the multiplicity of the role; an optional specification of cascade-delete functionality for the role; the role source; and a declaration of the `cmr-field`, if any, by means of which the other side of the relationship is accessed from the perspective of the role source.

The multiplicity and role-source element are mandatory.

The `relationship-role-source` element designates an entity bean by means of an `ejb-name` element. For bidirectional relationships, both roles of a relationship must declare a `relationship-role-source` element that specifies a `cmr-field` in terms of which the relationship is accessed. The lack of a `cmr-field` element in an `ejb-relationship-role` specifies that the relationship is unidirectional in navigability and the entity bean that participates in the relationship is "not aware" of the relationship.

Example:

```
<ejb-relation>
<ejb-relation-name>Product-LineItem</ejb-relation-name>
<ejb-relationship-role>
  <ejb-relationship-role-name>product-has-lineitems
  </ejb-relationship-role-name>
  <multiplicity>One</multiplicity>
  <relationship-role-source>
  <ejb-name>ProductEJB</ejb-name>
  </relationship-role-source>
</ejb-relationship-role>
</ejb-relation>
```

Support for entity beans is optional as of Enterprise Beans 3.2.

```
]]>
</xsd:documentation>
</xsd:annotation>
<xsd:sequence>
  <xsd:element name="description"
    type="jakartaee:descriptionType"
    minOccurs="0"
    maxOccurs="unbounded"/>
  <xsd:element name="ejb-relationship-role-name"
    type="jakartaee:string"
    minOccurs="0">
    <xsd:annotation>
      <xsd:documentation>
```

The `ejb-relationship-role-name` element defines a name for a role that is unique within an `ejb-relation`. Different relationships can use the same name for a role.

```
</xsd:documentation>
</xsd:annotation>
```

```

</xsd:element>
<xsd:element name="multiplicity"
             type="jakartaee:multiplicityType"/>
<xsd:element name="cascade-delete"
             type="jakartaee:emptyType"
             minOccurs="0">
  <xsd:annotation>
    <xsd:documentation>

```

The cascade-delete element specifies that, within a particular relationship, the lifetime of one or more entity beans is dependent upon the lifetime of another entity bean. The cascade-delete element can only be specified for an ejb-relationship-role element contained in an ejb-relation element in which the other ejb-relationship-role element specifies a multiplicity of One.

Support for entity beans is optional as of Enterprise Beans 3.2.

```

    </xsd:documentation>
  </xsd:annotation>
</xsd:element>
<xsd:element name="relationship-role-source"
             type="jakartaee:relationship-role-sourceType"/>
<xsd:element name="cmr-field"
             type="jakartaee:cmr-fieldType"
             minOccurs="0"/>
</xsd:sequence>
<xsd:attribute name="id"
              type="xsd:ID"/>
</xsd:complexType>

```

```

<!-- ***** -->

```

```

<xsd:complexType name="enterprise-beansType">
  <xsd:annotation>
    <xsd:documentation>

```

The enterprise-beansType declares one or more enterprise beans. Each bean can be a session, entity or message-driven bean.

```

    </xsd:documentation>
  </xsd:annotation>
  <xsd:choice maxOccurs="unbounded">
    <xsd:element name="session"

```

```
        type="jakartaee:session-beanType">
<xsd:unique name="session-ejb-local-ref-name-uniqueness">
  <xsd:annotation>
    <xsd:documentation>
```

The `ejb-ref-name` element contains the name of an enterprise bean reference. The enterprise bean reference is an entry in the component's environment and is relative to the `java:comp/env` context. The name must be unique within the component.

It is recommended that name be prefixed with `"ejb/"`.

```
  </xsd:documentation>
</xsd:annotation>
<xsd:selector xpath="jakartaee:ejb-local-ref"/>
<xsd:field xpath="jakartaee:ejb-ref-name"/>
</xsd:unique>
<xsd:unique name="session-ejb-ref-name-uniqueness">
  <xsd:annotation>
    <xsd:documentation>
```

The `ejb-ref-name` element contains the name of an enterprise bean reference. The enterprise bean reference is an entry in the component's environment and is relative to the `java:comp/env` context. The name must be unique within the component.

It is recommended that name is prefixed with `"ejb/"`.

```
  </xsd:documentation>
</xsd:annotation>
<xsd:selector xpath="jakartaee:ejb-ref"/>
<xsd:field xpath="jakartaee:ejb-ref-name"/>
</xsd:unique>
<xsd:unique name="session-resource-env-ref-uniqueness">
  <xsd:annotation>
    <xsd:documentation>
```

The `resource-env-ref-name` element specifies the name of a resource environment reference; its value is the environment entry name used in the component code. The name is a JNDI name relative to the `java:comp/env` context and must be unique within an component.

```
  </xsd:documentation>
</xsd:annotation>
```

```

<xsd:selector xpath="jakartaee:resource-env-ref"/>
  <xsd:field xpath="jakartaee:resource-env-ref-name"/>
</xsd:unique>
<xsd:unique name="session-message-destination-ref-uniqueness">
  <xsd:annotation>
    <xsd:documentation>

```

The message-destination-ref-name element specifies the name of a message destination reference; its value is the message destination reference name used in the component code. The name is a JNDI name relative to the java:comp/env context and must be unique within an component.

```

    </xsd:documentation>
  </xsd:annotation>
  <xsd:selector xpath="jakartaee:message-destination-ref"/>
  <xsd:field xpath="jakartaee:message-destination-ref-name"/>
</xsd:unique>
<xsd:unique name="session-res-ref-name-uniqueness">
  <xsd:annotation>
    <xsd:documentation>

```

The res-ref-name element specifies the name of a resource manager connection factory reference. The name is a JNDI name relative to the java:comp/env context. The name must be unique within an component.

```

    </xsd:documentation>
  </xsd:annotation>
  <xsd:selector xpath="jakartaee:resource-ref"/>
  <xsd:field xpath="jakartaee:res-ref-name"/>
</xsd:unique>
<xsd:unique name="session-env-entry-name-uniqueness">
  <xsd:annotation>
    <xsd:documentation>

```

The env-entry-name element contains the name of a component's environment entry. The name is a JNDI name relative to the java:comp/env context. The name must be unique within an component.

```

    </xsd:documentation>
  </xsd:annotation>
  <xsd:selector xpath="jakartaee:env-entry"/>
  <xsd:field xpath="jakartaee:env-entry-name"/>
</xsd:unique>
</xsd:element>

```

```

<xsd:element name="entity"
             type="jakartaee:entity-beanType">
  <xsd:unique name="entity-ejb-local-ref-name-uniqueness">
    <xsd:annotation>
      <xsd:documentation>

```

The `ejb-ref-name` element contains the name of an enterprise bean reference. The enterprise bean reference is an entry in the component's environment and is relative to the `java:comp/env` context. The name must be unique within the component.

It is recommended that name be prefixed with "ejb/".

```

      </xsd:documentation>
    </xsd:annotation>
    <xsd:selector xpath="jakartaee:ejb-local-ref"/>
    <xsd:field xpath="jakartaee:ejb-ref-name"/>
  </xsd:unique>
  <xsd:unique name="entity-ejb-ref-name-uniqueness">
    <xsd:annotation>
      <xsd:documentation>

```

The `ejb-ref-name` element contains the name of an enterprise bean reference. The enterprise bean reference is an entry in the component's environment and is relative to the `java:comp/env` context. The name must be unique within the component.

It is recommended that name is prefixed with "ejb/".

```

      </xsd:documentation>
    </xsd:annotation>
    <xsd:selector xpath="jakartaee:ejb-ref"/>
    <xsd:field xpath="jakartaee:ejb-ref-name"/>
  </xsd:unique>
  <xsd:unique name="entity-resource-env-ref-uniqueness">
    <xsd:annotation>
      <xsd:documentation>

```

The `resource-env-ref-name` element specifies the name of a resource environment reference; its value is the environment entry name used in the component code. The name is a JNDI name relative to the `java:comp/env` context and must be unique within an component.

```

    </xsd:documentation>
  </xsd:unique>
</xsd:element>

```

```

</xsd:annotation>
<xsd:selector xpath="jakartaee:resource-env-ref"/>
<xsd:field xpath="jakartaee:resource-env-ref-name"/>
</xsd:unique>
<xsd:unique name="entity-message-destination-ref-uniqueness">
  <xsd:annotation>
    <xsd:documentation>

```

The message-destination-ref-name element specifies the name of a message destination reference; its value is the message destination reference name used in the component code. The name is a JNDI name relative to the java:comp/env context and must be unique within an component.

```

    </xsd:documentation>
  </xsd:annotation>
  <xsd:selector xpath="jakartaee:message-destination-ref"/>
  <xsd:field xpath="jakartaee:message-destination-ref-name"/>
</xsd:unique>
<xsd:unique name="entity-res-ref-name-uniqueness">
  <xsd:annotation>
    <xsd:documentation>

```

The res-ref-name element specifies the name of a resource manager connection factory reference. The name is a JNDI name relative to the java:comp/env context. The name must be unique within an component.

```

    </xsd:documentation>
  </xsd:annotation>
  <xsd:selector xpath="jakartaee:resource-ref"/>
  <xsd:field xpath="jakartaee:res-ref-name"/>
</xsd:unique>
<xsd:unique name="entity-env-entry-name-uniqueness">
  <xsd:annotation>
    <xsd:documentation>

```

The env-entry-name element contains the name of a component's environment entry. The name is a JNDI name relative to the java:comp/env context. The name must be unique within an component.

```

    </xsd:documentation>
  </xsd:annotation>
  <xsd:selector xpath="jakartaee:env-entry"/>
  <xsd:field xpath="jakartaee:env-entry-name"/>
</xsd:unique>

```

```

</xsd:element>
<xsd:element name="message-driven"
             type="jakartaee:message-driven-beanType">
  <xsd:unique name="messaged-ejb-local-ref-name-uniqueness">
    <xsd:annotation>
      <xsd:documentation>

```

The `ejb-ref-name` element contains the name of an enterprise bean reference. The enterprise bean reference is an entry in the component's environment and is relative to the `java:comp/env` context. The name must be unique within the component.

It is recommended that name be prefixed with "ejb/".

```

      </xsd:documentation>
    </xsd:annotation>
    <xsd:selector xpath="jakartaee:ejb-local-ref"/>
    <xsd:field xpath="jakartaee:ejb-ref-name"/>
  </xsd:unique>
  <xsd:unique name="messaged-ejb-ref-name-uniqueness">
    <xsd:annotation>
      <xsd:documentation>

```

The `ejb-ref-name` element contains the name of an enterprise bean reference. The enterprise bean reference is an entry in the component's environment and is relative to the `java:comp/env` context. The name must be unique within the component.

It is recommended that name is prefixed with "ejb/".

```

      </xsd:documentation>
    </xsd:annotation>
    <xsd:selector xpath="jakartaee:ejb-ref"/>
    <xsd:field xpath="jakartaee:ejb-ref-name"/>
  </xsd:unique>
  <xsd:unique name="messaged-resource-env-ref-uniqueness">
    <xsd:annotation>
      <xsd:documentation>

```

The `resource-env-ref-name` element specifies the name of a resource environment reference; its value is the environment entry name used in the component code. The name is a JNDI name relative to the `java:comp/env` context and must be unique within an component.

```

    </xsd:documentation>
  </xsd:annotation>
  <xsd:selector xpath="jakartaee:resource-env-ref"/>
  <xsd:field xpath="jakartaee:resource-env-ref-name"/>
</xsd:unique>
<xsd:unique name="messaging-message-destination-ref-uniqueness">
  <xsd:annotation>
    <xsd:documentation>

```

The message-destination-ref-name element specifies the name of a message destination reference; its value is the message destination reference name used in the component code. The name is a JNDI name relative to the java:comp/env context and must be unique within an component.

```

    </xsd:documentation>
  </xsd:annotation>
  <xsd:selector xpath="jakartaee:message-destination-ref"/>
  <xsd:field xpath="jakartaee:message-destination-ref-name"/>
</xsd:unique>
<xsd:unique name="messaging-res-ref-name-uniqueness">
  <xsd:annotation>
    <xsd:documentation>

```

The res-ref-name element specifies the name of a resource manager connection factory reference. The name is a JNDI name relative to the java:comp/env context. The name must be unique within an component.

```

    </xsd:documentation>
  </xsd:annotation>
  <xsd:selector xpath="jakartaee:resource-ref"/>
  <xsd:field xpath="jakartaee:res-ref-name"/>
</xsd:unique>
<xsd:unique name="messaging-env-entry-name-uniqueness">
  <xsd:annotation>
    <xsd:documentation>

```

The env-entry-name element contains the name of a component's environment entry. The name is a JNDI name relative to the java:comp/env context. The name must be unique within an component.

```

    </xsd:documentation>
  </xsd:annotation>
  <xsd:selector xpath="jakartaee:env-entry"/>
  <xsd:field xpath="jakartaee:env-entry-name"/>

```



```

    </xsd:unique>
  </xsd:element>
</xsd:choice>
<xsd:attribute name="id"
               type="xsd:ID"/>
</xsd:complexType>

```

```

<!-- ***** -->

```

```

<xsd:complexType name="entity-beanType">
  <xsd:annotation>
    <xsd:documentation>

```

Support for entity beans is optional as of Enterprise Beans 3.2.

The entity-beanType declares an entity bean. The declaration consists of:

- an optional description
- an optional display name
- an optional icon element that contains a small and a large icon file name
- a unique name assigned to the enterprise bean in the deployment descriptor
- an optional mapped-name element that can be used to provide vendor-specific deployment information such as the physical jndi-name of the entity bean's remote home interface. This element is not required to be supported by all implementations. Any use of this element is non-portable.
- the names of the entity bean's remote home and remote interfaces, if any
- the names of the entity bean's local home and local interfaces, if any
- the entity bean's implementation class
- the optional entity bean's persistence management type. If this element is not specified it is defaulted to Container.
- the entity bean's primary key class name
- an indication of the entity bean's reentrancy
- an optional specification of the entity bean's cmp-version
- an optional specification of the entity bean's abstract schema name
- an optional list of container-managed fields
- an optional specification of the primary key field
- an optional declaration of the bean's environment entries

- an optional declaration of the bean's enterprise bean references
- an optional declaration of the bean's local enterprise bean references
- an optional declaration of the bean's web service references
- an optional declaration of the security role references
- an optional declaration of the security identity to be used for the execution of the bean's methods
- an optional declaration of the bean's resource manager connection factory references
- an optional declaration of the bean's resource environment references
- an optional declaration of the bean's message destination references
- an optional set of query declarations for finder and select methods for an entity bean with `cmp-version 2.x`.

The optional `abstract-schema-name` element must be specified for an entity bean with container-managed persistence and `cmp-version 2.x`.

The optional `primkey-field` may be present in the descriptor if the entity's `persistence-type` is `Container`.

The optional `cmp-version` element may be present in the descriptor if the entity's `persistence-type` is `Container`. If the `persistence-type` is `Container` and the `cmp-version` element is not specified, its value defaults to `2.x`.

The optional `home` and `remote` elements must be specified if the entity bean `cmp-version` is `1.x`.

The optional `home` and `remote` elements must be specified if the entity bean has a remote home and remote interface.

The optional `local-home` and `local` elements must be specified if the entity bean has a local home and local interface.

Either both the `local-home` and the `local` elements or both the `home` and the `remote` elements must be specified.

The optional `query` elements must be present if the `persistence-type` is `Container` and the `cmp-version` is `2.x` and query methods other than `findByPrimaryKey` have been defined for the entity bean.

The other elements that are optional are "optional" in the sense that they are omitted if the lists represented by them are empty.

At least one `cmp-field` element must be present in the descriptor if the entity's persistence-type is `Container` and the `cmp-version` is `1.x`, and none must not be present if the entity's persistence-type is `Bean`.

```
</xsd:documentation>
</xsd:annotation>
<xsd:sequence>
  <xsd:group ref="jakartaee:descriptionGroup"/>
  <xsd:element name="ejb-name"
    type="jakartaee:ejb-nameType"/>
  <xsd:element name="mapped-name"
    type="jakartaee:xsdStringType"
    minOccurs="0"/>
  <xsd:element name="home"
    type="jakartaee:homeType"
    minOccurs="0"/>
  <xsd:element name="remote"
    type="jakartaee:remoteType"
    minOccurs="0"/>
  <xsd:element name="local-home"
    type="jakartaee:local-homeType"
    minOccurs="0"/>
  <xsd:element name="local"
    type="jakartaee:localType"
    minOccurs="0"/>
  <xsd:element name="ejb-class"
    type="jakartaee:ejb-classType"/>
  <xsd:element name="persistence-type"
    type="jakartaee:persistence-typeType"/>
  <xsd:element name="prim-key-class"
    type="jakartaee:fully-qualified-classType">
    <xsd:annotation>
      <xsd:documentation>
```

The `prim-key-class` element contains the fully-qualified name of an entity bean's primary key class.

If the definition of the primary key class is deferred to deployment time, the `prim-key-class` element should specify `java.lang.Object`.

Support for entity beans is optional as of Enterprise Beans 3.2.

```
</xsd:documentation>
</xsd:annotation>
</xsd:element>
<xsd:element name="reentrant"
             type="jakartaee:true-falseType">
  <xsd:annotation>
    <xsd:documentation>
```

The reentrant element specifies whether an entity bean is reentrant or not.

The reentrant element must be one of the two following: true or false

```
</xsd:documentation>
</xsd:annotation>
</xsd:element>
<xsd:element name="cmp-version"
             type="jakartaee:cmp-versionType"
             minOccurs="0"/>
<xsd:element name="abstract-schema-name"
             type="jakartaee:java-identifierType"
             minOccurs="0">
  <xsd:annotation>
    <xsd:documentation>
```

The abstract-schema-name element specifies the name of the abstract schema type of an entity bean with cmp-version 2.x. It is used in Enterprise Beans QL queries.

For example, the abstract-schema-name for an entity bean whose local interface is com.acme.commerce.Order might be Order.

Support for entity beans is optional as of Enterprise Beans 3.2.

```
</xsd:documentation>
</xsd:annotation>
</xsd:element>
<xsd:element name="cmp-field"
             type="jakartaee:cmp-fieldType"
             minOccurs="0"
             maxOccurs="unbounded"/>
<xsd:element name="primkey-field"
             type="jakartaee:string"
             minOccurs="0">
```

```
<xsd:annotation>
```

```
  <xsd:documentation>
```

The primkey-field element is used to specify the name of the primary key field for an entity with container-managed persistence.

The primkey-field must be one of the fields declared in the cmp-field element, and the type of the field must be the same as the primary key type.

The primkey-field element is not used if the primary key maps to multiple container-managed fields (i.e. the key is a compound key). In this case, the fields of the primary key class must be public, and their names must correspond to the field names of the entity bean class that comprise the key.

Support for entity beans is optional as of Enterprise Beans 3.2.

```
  </xsd:documentation>
```

```
</xsd:annotation>
```

```
</xsd:element>
```

```
<xsd:group ref="jakartaee:jndiEnvironmentRefsGroup"/>
```

```
<xsd:element name="security-role-ref"  
  type="jakartaee:security-role-refType"  
  minOccurs="0"  
  maxOccurs="unbounded"/>
```

```
<xsd:element name="security-identity"  
  type="jakartaee:security-identityType"  
  minOccurs="0"/>
```

```
<xsd:element name="query"  
  type="jakartaee:queryType"  
  minOccurs="0"  
  maxOccurs="unbounded"/>
```

```
</xsd:sequence>
```

```
<xsd:attribute name="id"  
  type="xsd:ID"/>
```

```
</xsd:complexType>
```

```
<!-- ***** -->
```

```
<xsd:complexType name="exclude-listType">
```

```
  <xsd:annotation>
```

```
    <xsd:documentation>
```

The exclude-listType specifies one or more methods which

the Assembler marks to be uncallable.

If the method permission relation contains methods that are in the exclude list, the Deployer should consider those methods to be uncallable.

```
</xsd:documentation>
</xsd:annotation>
<xsd:sequence>
  <xsd:element name="description"
    type="jakartaee:descriptionType"
    minOccurs="0"
    maxOccurs="unbounded"/>
  <xsd:element name="method"
    type="jakartaee:methodType"
    maxOccurs="unbounded"/>
</xsd:sequence>
<xsd:attribute name="id"
  type="xsd:ID"/>
</xsd:complexType>

<!-- ***** -->

<xsd:complexType name="application-exceptionType">
  <xsd:annotation>
    <xsd:documentation>
```

The application-exceptionType declares an application exception. The declaration consists of:

- the exception class. When the container receives an exception of this type, it is required to forward this exception as an application exception to the client regardless of whether it is a checked or unchecked exception.
- an optional rollback element. If this element is set to true, the container must rollback the current transaction before forwarding the exception to the client. If not specified, it defaults to false.
- an optional inherited element. If this element is set to true, subclasses of the exception class type are also automatically considered application exceptions (unless overridden at a lower level). If set to false, only the exception class type is considered an application-exception, not its exception subclasses. If not specified, this value defaults to true.

```

    </xsd:documentation>
</xsd:annotation>
<xsd:sequence>
  <xsd:element name="exception-class"
    type="jakartaee:fully-qualified-classType"/>
  <xsd:element name="rollback"
    type="jakartaee:true-falseType"
    minOccurs="0"/>
  <xsd:element name="inherited"
    type="jakartaee:true-falseType"
    minOccurs="0"/>
</xsd:sequence>
<xsd:attribute name="id"
  type="xsd:ID"/>
</xsd:complexType>

<!-- ***** -->

<xsd:complexType name="interceptorsType">
  <xsd:annotation>
    <xsd:documentation>

      The interceptorsType element declares one or more interceptor
      classes used by components within this ejb-jar file or .war file. The
      declaration
      consists of :

      - An optional description.
      - One or more interceptor elements.

    </xsd:documentation>
  </xsd:annotation>
  <xsd:sequence>
    <xsd:element name="description"
      type="jakartaee:descriptionType"
      minOccurs="0"
      maxOccurs="unbounded"/>
    <xsd:element name="interceptor"
      type="jakartaee:interceptorType"
      maxOccurs="unbounded"/>
  </xsd:sequence>
  <xsd:attribute name="id"
    type="xsd:ID"/>
</xsd:complexType>

```

```
<!-- ***** -->
```

```
<xsd:complexType name="interceptorType">  
  <xsd:annotation>  
    <xsd:documentation>
```

The `interceptorType` element declares information about a single interceptor class. It consists of :

- An optional description.
- The fully-qualified name of the interceptor class.
- An optional list of around invoke methods declared on the interceptor class and/or its super-classes.
- An optional list of around timeout methods declared on the interceptor class and/or its super-classes.
- An optional list environment dependencies for the interceptor class and/or its super-classes.
- An optional list of post-activate methods declared on the interceptor class and/or its super-classes.
- An optional list of pre-passivate methods declared on the interceptor class and/or its super-classes.

```
  </xsd:documentation>  
</xsd:annotation>  
<xsd:sequence>  
  <xsd:element name="description"  
    type="jakartaee:descriptionType"  
    minOccurs="0"  
    maxOccurs="unbounded"/>  
  <xsd:element name="interceptor-class"  
    type="jakartaee:fully-qualified-classType"/>  
  <xsd:element name="around-invoke"  
    type="jakartaee:around-invokeType"  
    minOccurs="0"  
    maxOccurs="unbounded"/>  
  <xsd:element name="around-timeout"  
    type="jakartaee:around-timeoutType"  
    minOccurs="0"  
    maxOccurs="unbounded"/>  
  <xsd:element name="around-construct"  
    type="jakartaee:lifecycle-callbackType"  
    minOccurs="0"  
    maxOccurs="unbounded"/>  
  <xsd:group ref="jakartaee:jndiEnvironmentRefsGroup"/>  
  <xsd:element name="post-activate"  
    type="jakartaee:lifecycle-callbackType"  
    minOccurs="0"  
    maxOccurs="unbounded"/>
```



```

<xsd:element name="pre-passivate"
             type="jakartaee:lifecycle-callbackType"
             minOccurs="0"
             maxOccurs="unbounded"/>
</xsd:sequence>
<xsd:attribute name="id"
              type="xsd:ID"/>
</xsd:complexType>

```

```

<!-- ***** -->

```

```

<xsd:complexType name="interceptor-bindingType">
  <xsd:annotation>
    <xsd:documentation>

```

```

      <![CDATA[

```

```

        The interceptor-bindingType element describes the binding of
        interceptor classes to beans within the ejb-jar file or .war file.
        It consists of :

```

- An optional description.
- The name of an ejb within the module or the wildcard value "*", which is used to define interceptors that are bound to all beans in the ejb-jar file or .war file.
- A list of interceptor classes that are bound to the contents of the ejb-name element or a specification of the total ordering over the interceptors defined for the given level and above.
- An optional exclude-default-interceptors element. If set to true, specifies that default interceptors are not to be applied to a bean-class and/or business method.
- An optional exclude-class-interceptors element. If set to true, specifies that class interceptors are not to be applied to a business method.
- An optional set of method elements for describing the name/params of a method-level interceptor.

```

Interceptors bound to all classes using the wildcard syntax
"*" are default interceptors for the components in the ejb-jar file or .war file.
In addition, interceptors may be bound at the level of the bean
class (class-level interceptors) or business methods (method-level
interceptors ).

```

```

The binding of interceptors to classes is additive. If interceptors
are bound at the class-level and/or default-level as well as the
method-level, both class-level and/or default-level as well as
method-level will apply.

```

```

The method-name element may be used to bind a constructor-level

```

interceptor using the unqualified name of the bean class as the value; the optional method-params elements identify the constructor if a bean class has a constructor annotated with the Inject annotation in addition to a no-arg constructor.

There are four possible styles of the interceptor element syntax :

1.

```
<interceptor-binding>
<ejb-name>*/</ejb-name>
<interceptor-class>INTERCEPTOR</interceptor-class>
</interceptor-binding>
```

Specifying the `ejb-name` as the wildcard value "*" designates default interceptors (interceptors that apply to all session and message-driven beans contained in the `ejb-jar` file or `.war` file).

2.

```
<interceptor-binding>
<ejb-name>EJBNAME</ejb-name>
<interceptor-class>INTERCEPTOR</interceptor-class>
</interceptor-binding>
```

This style is used to refer to interceptors associated with the specified enterprise bean(class-level interceptors).

3.

```
<interceptor-binding>
<ejb-name>EJBNAME</ejb-name>
<interceptor-class>INTERCEPTOR</interceptor-class>
<method>
<method-name>METHOD</method-name>
</method>
</interceptor-binding>
```

This style is used to associate a method-level interceptor with the specified enterprise bean. If there are multiple methods with the same overloaded name, the element of this style refers to all the methods with the overloaded name. Method-level interceptors can only be associated with business methods of the bean class. Note that the wildcard value "*" cannot be used to specify method-level interceptors.

4.

```
<interceptor-binding>
<ejb-name>EJBNAME</ejb-name>
<interceptor-class>INTERCEPTOR</interceptor-class>
<method>
```

```

<method-name>METHOD</method-name>
<method-params>
<method-param>PARAM-1</method-param>
<method-param>PARAM-2</method-param>
...
<method-param>PARAM-N</method-param>
</method-params>
</method>
</interceptor-binding>

```

This style is used to associate a method-level interceptor with the specified method of the specified enterprise bean. This style is used to refer to a single method within a set of methods with an overloaded name. The values PARAM-1 through PARAM-N are the fully-qualified Java types of the method's input parameters (if the method has no input arguments, the method-params element contains no method-param elements). Arrays are specified by the array element's type, followed by one or more pair of square brackets (e.g. int[][]).

```

]]>
</xsd:documentation>
</xsd:annotation>
<xsd:sequence>
  <xsd:element name="description"
    type="jakartaee:descriptionType"
    minOccurs="0"
    maxOccurs="unbounded"/>
  <xsd:element name="ejb-name"
    type="jakartaee:string"/>
  <xsd:choice>
    <xsd:element name="interceptor-class"
      type="jakartaee:fully-qualified-classType"
      minOccurs="0"
      maxOccurs="unbounded"/>
    <xsd:element name="interceptor-order"
      type="jakartaee:interceptor-orderType"
      minOccurs="1"/>
  </xsd:choice>
  <xsd:element name="exclude-default-interceptors"
    type="jakartaee:true-falseType"
    minOccurs="0"/>
  <xsd:element name="exclude-class-interceptors"
    type="jakartaee:true-falseType"
    minOccurs="0"/>
  <xsd:element name="method"
    type="jakartaee:named-methodType"
    minOccurs="0"/>

```

```

</xsd:sequence>
<xsd:attribute name="id"
               type="xsd:ID"/>
</xsd:complexType>

<!-- ***** -->

<xsd:complexType name="interceptor-orderType">
  <xsd:annotation>
    <xsd:documentation>

      The interceptor-orderType element describes a total ordering
      of interceptor classes.

    </xsd:documentation>
  </xsd:annotation>
  <xsd:sequence>
    <xsd:element name="interceptor-class"
                 type="jakartaee:fully-qualified-classType"
                 minOccurs="1"
                 maxOccurs="unbounded"/>
  </xsd:sequence>
  <xsd:attribute name="id"
                 type="xsd:ID"/>
</xsd:complexType>

<!-- ***** -->

<xsd:complexType name="named-methodType">
  <xsd:sequence>
    <xsd:element name="method-name"
                 type="jakartaee:string"/>
    <xsd:element name="method-params"
                 type="jakartaee:method-paramsType"
                 minOccurs="0"/>
  </xsd:sequence>
  <xsd:attribute name="id"
                 type="xsd:ID"/>
</xsd:complexType>

<!-- ***** -->

<xsd:complexType name="init-methodType">
  <xsd:sequence>
    <xsd:element name="create-method"

```

```

        type="jakartaee:named-methodType"/>
    <xsd:element name="bean-method"
        type="jakartaee:named-methodType"/>
</xsd:sequence>
<xsd:attribute name="id"
    type="xsd:ID"/>
</xsd:complexType>

<!-- ***** -->

<xsd:complexType name="remove-methodType">
    <xsd:sequence>
        <xsd:element name="bean-method"
            type="jakartaee:named-methodType"/>
        <xsd:element name="retain-if-exception"
            type="jakartaee:true-falseType"
            minOccurs="0"/>
    </xsd:sequence>
    <xsd:attribute name="id"
        type="xsd:ID"/>
</xsd:complexType>

<!-- ***** -->

<xsd:complexType name="message-driven-beanType">
    <xsd:annotation>
        <xsd:documentation>

```

The message-driven element declares a message-driven bean. The declaration consists of:

- an optional description
- an optional display name
- an optional icon element that contains a small and a large icon file name.
- a name assigned to the enterprise bean in the deployment descriptor
- an optional mapped-name element that can be used to provide vendor-specific deployment information such as the physical jndi-name of destination from which this message-driven bean should consume. This element is not required to be supported by all implementations. Any use of this element is non-portable.
- the message-driven bean's implementation class
- an optional declaration of the bean's messaging type
- an optional declaration of the bean's timeout method for

- handling programmatically created timers
- an optional declaration of timers to be automatically created at deployment time
- the optional message-driven bean's transaction management type. If it is not defined, it is defaulted to Container.
- an optional declaration of the bean's message-destination-type
- an optional declaration of the bean's message-destination-link
- an optional declaration of the message-driven bean's activation configuration properties
- an optional list of the message-driven bean class and/or superclass around-invoke methods.
- an optional list of the message-driven bean class and/or superclass around-timeout methods.
- an optional declaration of the bean's environment entries
- an optional declaration of the bean's enterprise bean references
- an optional declaration of the bean's local enterprise bean references
- an optional declaration of the bean's web service references
- an optional declaration of the security role references
- an optional declaration of the security identity to be used for the execution of the bean's methods
- an optional declaration of the bean's resource manager connection factory references
- an optional declaration of the bean's resource environment references.
- an optional declaration of the bean's message destination references

```
</xsd:documentation>
</xsd:annotation>
<xsd:sequence>
  <xsd:group ref="jakartaee:descriptionGroup"/>
  <xsd:element name="ejb-name"
    type="jakartaee:ejb-nameType"/>
  <xsd:element name="mapped-name"
    type="jakartaee:xsdStringType"
    minOccurs="0"/>
  <xsd:element name="ejb-class"
    type="jakartaee:ejb-classType"
    minOccurs="0">
  <xsd:annotation>
```

```
<xsd:documentation>
```

The `ejb-class` element specifies the fully qualified name of the bean class for this `ejb`. It is required unless there is a component-defining annotation for the same `ejb-name`.

```
</xsd:documentation>
```

```
</xsd:annotation>
```

```
</xsd:element>
```

```
<xsd:element name="messaging-type"  
            type="jakartaee:fully-qualified-classType"  
            minOccurs="0">
```

```
<xsd:annotation>
```

```
<xsd:documentation>
```

The `messaging-type` element specifies the message listener interface of the message-driven bean.

```
</xsd:documentation>
```

```
</xsd:annotation>
```

```
</xsd:element>
```

```
<xsd:element name="timeout-method"  
            type="jakartaee:named-methodType"  
            minOccurs="0">
```

```
<xsd:annotation>
```

```
<xsd:documentation>
```

The `timeout-method` element specifies the method that will receive callbacks for programmatically created timers.

```
</xsd:documentation>
```

```
</xsd:annotation>
```

```
</xsd:element>
```

```
<xsd:element name="timer"  
            type="jakartaee:timerType"  
            minOccurs="0"  
            maxOccurs="unbounded"/>
```

```
<xsd:element name="transaction-type"  
            type="jakartaee:transaction-typeType"  
            minOccurs="0"/>
```

```
<xsd:element name="message-destination-type"  
            type="jakartaee:message-destination-typeType"  
            minOccurs="0"/>
```

```
<xsd:element name="message-destination-link"  
            type="jakartaee:message-destination-linkType"  
            minOccurs="0"/>
```

```

<xsd:element name="activation-config"
             type="jakartaee:activation-configType"
             minOccurs="0"/>
<xsd:element name="around-invoke"
             type="jakartaee:around-invokeType"
             minOccurs="0"
             maxOccurs="unbounded"/>
<xsd:element name="around-timeout"
             type="jakartaee:around-timeoutType"
             minOccurs="0"
             maxOccurs="unbounded"/>
<xsd:group ref="jakartaee:jndiEnvironmentRefsGroup"/>
<xsd:element name="security-role-ref"
             type="jakartaee:security-role-refType"
             minOccurs="0"
             maxOccurs="unbounded">
</xsd:element>
<xsd:element name="security-identity"
             type="jakartaee:security-identityType"
             minOccurs="0"/>
</xsd:sequence>
<xsd:attribute name="id"
              type="xsd:ID"/>
</xsd:complexType>

```

```

<!-- ***** -->

```

```

<xsd:complexType name="methodType">
  <xsd:annotation>
    <xsd:documentation>
      <![CDATA[
        The methodType is used to denote a method of an enterprise
        bean. The method may be any of the following or a set of
        any of the following methods may be designated:
        business interface method
        home interface method
        component interface method
        web service endpoint interface method
        no-interface view method
        singleton session bean lifecycle callback method
        stateful session bean lifecycle callback method (see
        limitations)
        timeout callback method
        message-driven bean message listener method
      ]]>

```

The ejb-name element must be the name of one of the enterprise beans declared in the deployment descriptor.

The optional `method-intf` element allows distinguishing between a method with the same signature that is multiply defined across any of the above.

The `method-name` element specifies the method name.

The optional `method-params` elements identify a single method among multiple methods with an overloaded method name.

There are three possible styles of using `methodType` element within a `method` element:

1.

```
<method>  
<ejb-name>EJBNAME</ejb-name>  
<method-name>*</method-name>  
</method>
```

This style is used to refer to all of the following methods of the specified enterprise bean:

- business interface methods
- home interface methods
- component interface methods
- web service endpoint interface methods
- no-interface view methods
- singleton session bean lifecycle callback methods
- timeout callback methods
- message-driven bean message listener method

This style may also be used in combination with the `method-intf` element that contains `LifecycleCallback` as the value to specify transaction attributes of a stateful session bean `PostConstruct`, `PreDestroy`, `PrePassivate`, and `PostActivate` lifecycle callback methods or to override transaction attributes of a singleton session bean `PostConstruct` and `PreDestroy` lifecycle callback methods.

2.

```
<method>  
<ejb-name>EJBNAME</ejb-name>  
<method-name>METHOD</method-name>  
</method>
```

This style is used to refer to the specified method of the specified enterprise bean. If there are multiple methods with the same overloaded name, the element of this style refers to all the methods with the overloaded name.

This style may be used to refer to stateful session bean

PostConstruct, PreDestroy, PrePassivate, and PostActivate lifecycle callback methods to specify their transaction attributes if any of the following is true:

- there is only one method with this name in the specified enterprise bean
- all overloaded methods with this name in the specified enterprise bean are lifecycle callback methods
- method-intf element is specified and it contains LifecycleCallback as the value

3.

```
<method>
<ejb-name>EJBNAME</ejb-name>
<method-name>METHOD</method-name>
<method-params>
  <method-param>PARAM-1</method-param>
  <method-param>PARAM-2</method-param>
  ...
  <method-param>PARAM-n</method-param>
</method-params>
</method>
```

This style is used to refer to a single method within a set of methods with an overloaded name. PARAM-1 through PARAM-n are the fully-qualified Java types of the method's input parameters (if the method has no input arguments, the method-params element contains no method-param elements). Arrays are specified by the array element's type, followed by one or more pair of square brackets (e.g. int[][]). If a method with the same name and signature is defined on more than one interface of an enterprise bean, this style refers to all those methods.

Examples:

Style 1: The following method element refers to all of the following methods of the EmployeeService bean:

- no interface view methods
- business interface methods
- home interface methods
- component business interface methods
- singleton session bean lifecycle callback methods, if any
- timeout callback methods
- web service endpoint interface methods
- message-driven bean message listener methods (if the bean a message-driven bean)

```
<method>
<ejb-name>EmployeeService</ejb-name>
<method-name>*</method-name>
</method>
```

Style 2: The following method element refers to all the create methods of the EmployeeService bean's home interface(s).

```
<method>
<ejb-name>EmployeeService</ejb-name>
<method-name>create</method-name>
</method>
```

Style 3: The following method element refers to the create(String firstName, String LastName) method of the EmployeeService bean's home interface(s).

```
<method>
<ejb-name>EmployeeService</ejb-name>
<method-name>create</method-name>
<method-params>
  <method-param>java.lang.String</method-param>
  <method-param>java.lang.String</method-param>
</method-params>
</method>
```

The following example illustrates a Style 3 element with more complex parameter types. The method fooBar(char s, int i, int[] iar, mypackage.MyClass mycl, mypackage.MyClass[][] myclaar) would be specified as:

```
<method>
<ejb-name>EmployeeService</ejb-name>
<method-name>fooBar</method-name>
<method-params>
  <method-param>char</method-param>
  <method-param>int</method-param>
  <method-param>int[]</method-param>
  <method-param>mypackage.MyClass</method-param>
  <method-param>mypackage.MyClass[][]</method-param>
</method-params>
</method>
```

The optional method-intf element can be used when it becomes necessary to differentiate between a method that is defined multiple times with the same name and signature across any of the following methods of an enterprise bean:

business interface methods
home interface methods
component interface methods
web service endpoint methods
no-interface view methods
singleton or stateful session bean lifecycle callback methods
timeout callback methods
message-driven bean message listener methods

However, if the same method is a method of both the local business interface, and the local component interface, the same attribute applies to the method for both interfaces. Likewise, if the same method is a method of both the remote business interface and the remote component interface, the same attribute applies to the method for both interfaces.

For example, the method element

```
<method>  
<ejb-name>EmployeeService</ejb-name>  
<method-intf>Remote</method-intf>  
<method-name>create</method-name>  
<method-params>  
    <method-param>java.lang.String</method-param>  
    <method-param>java.lang.String</method-param>  
</method-params>  
</method>
```

can be used to differentiate the `create(String, String)` method defined in the remote interface from the `create(String, String)` method defined in the remote home interface, which would be defined as

```
<method>  
<ejb-name>EmployeeService</ejb-name>  
<method-intf>Home</method-intf>  
<method-name>create</method-name>  
<method-params>  
    <method-param>java.lang.String</method-param>  
    <method-param>java.lang.String</method-param>  
</method-params>  
</method>
```

and the `create` method that is defined in the local home interface which would be defined as

```
<method>  
<ejb-name>EmployeeService</ejb-name>
```

```

<method-intf>LocalHome</method-intf>
<method-name>create</method-name>
<method-params>
  <method-param>java.lang.String</method-param>
  <method-param>java.lang.String</method-param>
</method-params>
</method>

```

The `method-intf` element can be used with all three Styles of the method element usage. For example, the following method element example could be used to refer to all the methods of the `EmployeeService` bean's remote home interface and the remote business interface.

```

<method>
<ejb-name>EmployeeService</ejb-name>
<method-intf>Home</method-intf>
<method-name>*</method-name>
</method>

```

```

]]>
</xsd:documentation>
</xsd:annotation>
<xsd:sequence>
  <xsd:element name="description"
    type="jakartaee:descriptionType"
    minOccurs="0"
    maxOccurs="unbounded"/>
  <xsd:element name="ejb-name"
    type="jakartaee:ejb-nameType"/>
  <xsd:element name="method-intf"
    type="jakartaee:method-intfType"
    minOccurs="0">
</xsd:element>
  <xsd:element name="method-name"
    type="jakartaee:method-nameType"/>
  <xsd:element name="method-params"
    type="jakartaee:method-paramsType"
    minOccurs="0"/>
</xsd:sequence>
<xsd:attribute name="id"
  type="xsd:ID"/>
</xsd:complexType>

```

```

<!-- ***** -->

```

```

<xsd:complexType name="method-intfType">

```

```
<xsd:annotation>
```

```
<xsd:documentation>
```

The `method-intf` element allows a method element to differentiate between the methods with the same name and signature that are multiply defined across the home and component interfaces (e.g, in both an enterprise bean's remote and local interfaces or in both an enterprise bean's home and remote interfaces, etc.); the component and web service endpoint interfaces, and so on.

Local applies to the local component interface, local business interfaces, and the no-interface view.

Remote applies to both remote component interface and the remote business interfaces.

ServiceEndpoint refers to methods exposed through a web service endpoint.

Timer refers to the bean's timeout callback methods.

MessageEndpoint refers to the methods of a message-driven bean's message-listener interface.

LifecycleCallback refers to the `PostConstruct` and `PreDestroy` lifecycle callback methods of a singleton session bean and to the `PostConstruct`, `PreDestroy`, `PrePassivate`, and `PostActivate` lifecycle callback methods of a stateful session bean.

The `method-intf` element must be one of the following:

- Home
- Remote
- LocalHome
- Local
- ServiceEndpoint
- Timer
- MessageEndpoint
- LifecycleCallback

```
</xsd:documentation>
```

```
</xsd:annotation>
```

```
<xsd:simpleContent>
```

```
<xsd:restriction base="jakartaee:string">
```

```
<xsd:enumeration value="Home"/>
```

```
<xsd:enumeration value="Remote"/>
```

```
<xsd:enumeration value="LocalHome"/>
```

```

<xsd:enumeration value="Local"/>
<xsd:enumeration value="ServiceEndpoint"/>
<xsd:enumeration value="Timer"/>
<xsd:enumeration value="MessageEndpoint"/>
<xsd:enumeration value="LifecycleCallback"/>
</xsd:restriction>
</xsd:simpleContent>
</xsd:complexType>

```

```
<!-- ***** -->
```

```

<xsd:complexType name="method-nameType">
  <xsd:annotation>
    <xsd:documentation>

```

The method-nameType contains a name of an enterprise bean method or the asterisk (*) character. The asterisk is used when the element denotes all the methods of an enterprise bean's client view interfaces.

```

</xsd:documentation>
</xsd:annotation>
<xsd:simpleContent>
  <xsd:restriction base="jakartaee:string"/>
</xsd:simpleContent>
</xsd:complexType>

```

```
<!-- ***** -->
```

```

<xsd:complexType name="method-paramsType">
  <xsd:annotation>
    <xsd:documentation>

```

The method-paramsType defines a list of the fully-qualified Java type names of the method parameters.

```

</xsd:documentation>
</xsd:annotation>
<xsd:sequence>
  <xsd:element name="method-param"
    type="jakartaee:java-typeType"
    minOccurs="0"
    maxOccurs="unbounded">
  <xsd:annotation>
    <xsd:documentation>

```

The method-param element contains a primitive or a fully-qualified Java type name of a method parameter.

```
    </xsd:documentation>
  </xsd:annotation>
</xsd:element>
</xsd:sequence>
<xsd:attribute name="id"
               type="xsd:ID"/>
</xsd:complexType>
```

```
<!-- ***** -->
```

```
<xsd:complexType name="method-permissionType">
  <xsd:annotation>
    <xsd:documentation>
```

The method-permissionType specifies that one or more security roles are allowed to invoke one or more enterprise bean methods. The method-permissionType consists of an optional description, a list of security role names or an indicator to state that the method is unchecked for authorization, and a list of method elements.

Except as noted below the security roles used in the method-permissionType must be defined in the security-role elements of the deployment descriptor, and the methods must be methods defined in the enterprise bean's no-interface view, business, home, component and/or web service endpoint interfaces.

If the role name "*" is included in the list of allowed roles, and the application has not defined in its deployment descriptor an application security role with this name, then the list of allowed roles includes every and any authenticated user.

```
    </xsd:documentation>
  </xsd:annotation>
<xsd:sequence>
  <xsd:element name="description"
               type="jakartaee:descriptionType"
               minOccurs="0"
               maxOccurs="unbounded"/>
  <xsd:choice>
    <xsd:element name="role-name"
```



```

        type="jakartaee:role-nameType"
        maxOccurs="unbounded"/>
<xsd:element name="unchecked"
    type="jakartaee:emptyType">
    <xsd:annotation>
        <xsd:documentation>

```

The unchecked element specifies that a method is not checked for authorization by the container prior to invocation of the method.

```

        </xsd:documentation>
    </xsd:annotation>
</xsd:element>
</xsd:choice>
<xsd:element name="method"
    type="jakartaee:methodType"
    maxOccurs="unbounded"/>
</xsd:sequence>
<xsd:attribute name="id"
    type="xsd:ID"/>
</xsd:complexType>

```

```
<!-- ***** -->
```

```

<xsd:complexType name="multiplicityType">
    <xsd:annotation>
        <xsd:documentation>

```

The multiplicityType describes the multiplicity of the role that participates in a relation.

The value must be one of the two following:

- One
- Many

Support for entity beans is optional as of Enterprise Beans 3.2.

```

        </xsd:documentation>
    </xsd:annotation>
<xsd:simpleContent>
    <xsd:restriction base="jakartaee:string">
        <xsd:enumeration value="One"/>
        <xsd:enumeration value="Many"/>
    </xsd:restriction>
</xsd:simpleContent>

```

```
</xsd:complexType>
```

```
<!-- ***** -->
```

```
<xsd:complexType name="persistence-typeType">
```

```
<xsd:annotation>
```

```
<xsd:documentation>
```

The persistence-typeType specifies an entity bean's persistence management type.

The persistence-type element must be one of the two following:

Bean

Container

Support for entity beans is optional as of Enterprise Beans 3.2.

```
</xsd:documentation>
```

```
</xsd:annotation>
```

```
<xsd:simpleContent>
```

```
<xsd:restriction base="jakartaee:string">
```

```
<xsd:enumeration value="Bean"/>
```

```
<xsd:enumeration value="Container"/>
```

```
</xsd:restriction>
```

```
</xsd:simpleContent>
```

```
</xsd:complexType>
```

```
<!-- ***** -->
```

```
<xsd:complexType name="queryType">
```

```
<xsd:annotation>
```

```
<xsd:documentation>
```

The queryType defines a finder or select query. It contains

- an optional description of the query
- the specification of the finder or select method it is used by
 - an optional specification of the result type mapping, if the query is for a select method and entity objects are returned.
- the Enterprise Beans QL query string that defines the query.

Queries that are expressible in Enterprise Beans QL must use the ejb-ql element to specify the query. If a query is not expressible


```

<description>Method finds large orders</description>
<query-method>
  <method-name>findLargeOrders</method-name>
  <method-params></method-params>
</query-method>
<ejb-ql>
  SELECT OBJECT(o) FROM Order o
  WHERE o.amount > 1000
</ejb-ql>
</query>

```

Support for entity beans is optional as of Enterprise Beans 3.2.

```

]]>
</xsd:documentation>
</xsd:annotation>
<xsd:sequence>
  <xsd:element name="method-name"
    type="jakartaee:methodNameType"/>
  <xsd:element name="method-params"
    type="jakartaee:methodParamsType"/>
</xsd:sequence>
<xsd:attribute name="id"
  type="xsd:ID"/>
</xsd:complexType>

```

```

<!-- ***** -->

```

```

<xsd:complexType name="relationship-role-sourceType">
  <xsd:annotation>
  <xsd:documentation>

```

The relationship-role-sourceType designates the source of a role that participates in a relationship. A relationship-role-sourceType is used by relationship-role-source elements to uniquely identify an entity bean.

Support for entity beans is optional as of Enterprise Beans 3.2.

```

</xsd:documentation>
</xsd:annotation>
<xsd:sequence>
  <xsd:element name="description"
    type="jakartaee:descriptionType"
    minOccurs="0"
    maxOccurs="unbounded"/>

```

```

    <xsd:element name="ejb-name"
                type="jakartaee:ejb-nameType"/>
  </xsd:sequence>
  <xsd:attribute name="id"
                type="xsd:ID"/>
</xsd:complexType>

```

```

<!-- ***** -->

```

```

<xsd:complexType name="relationshipsType">
  <xsd:annotation>
    <xsd:documentation>

```

The relationshipsType describes the relationships in which entity beans with container-managed persistence participate. The relationshipsType contains an optional description; and a list of ejb-relation elements, which specify the container managed relationships.

Support for entity beans is optional as of Enterprise Beans 3.2.

```

    </xsd:documentation>
  </xsd:annotation>
  <xsd:sequence>
    <xsd:element name="description"
                type="jakartaee:descriptionType"
                minOccurs="0"
                maxOccurs="unbounded"/>
    <xsd:element name="ejb-relation"
                type="jakartaee:ejb-relationType"
                maxOccurs="unbounded">
      <xsd:unique name="role-name-uniqueness">
        <xsd:annotation>
          <xsd:documentation>

```

The ejb-relationship-role-name contains the name of a relationship role. The name must be unique within a relationship, but can be reused in different relationships.

```

          </xsd:documentation>
        </xsd:annotation>
        <xsd:selector xpath="//jakartaee:ejb-relationship-role-name"/>
        <xsd:field xpath="."/>
      </xsd:unique>
    </xsd:element>
  </xsd:sequence>

```

```
<xsd:attribute name="id"
               type="xsd:ID"/>
</xsd:complexType>
```

```
<!-- ***** -->
```

```
<xsd:complexType name="result-type-mappingType">
  <xsd:annotation>
    <xsd:documentation>
```

The result-type-mappingType is used in the query element to specify whether an abstract schema type returned by a query for a select method is to be mapped to an EJBLocalObject or EJBObject type.

The value must be one of the following:

- Local
- Remote

```
    </xsd:documentation>
  </xsd:annotation>
  <xsd:simpleContent>
    <xsd:restriction base="jakartaee:string">
      <xsd:enumeration value="Local"/>
      <xsd:enumeration value="Remote"/>
    </xsd:restriction>
  </xsd:simpleContent>
</xsd:complexType>
```

```
<!-- ***** -->
```

```
<xsd:complexType name="security-identityType">
  <xsd:annotation>
    <xsd:documentation>
```

The security-identityType specifies whether the caller's security identity is to be used for the execution of the methods of the enterprise bean or whether a specific run-as identity is to be used. It contains an optional description and a specification of the security identity to be used.

```
    </xsd:documentation>
  </xsd:annotation>
  <xsd:sequence>
    <xsd:element name="description"
```

```

        type="jakartaee:descriptionType"
        minOccurs="0"
        maxOccurs="unbounded"/>
<xsd:choice>
  <xsd:element name="use-caller-identity"
    type="jakartaee:emptyType">
    <xsd:annotation>
      <xsd:documentation>

        The use-caller-identity element specifies that
        the caller's security identity be used as the
        security identity for the execution of the
        enterprise bean's methods.

      </xsd:documentation>
    </xsd:annotation>
  </xsd:element>
  <xsd:element name="run-as"
    type="jakartaee:run-asType"/>
</xsd:choice>
</xsd:sequence>
<xsd:attribute name="id"
  type="xsd:ID"/>
</xsd:complexType>

<!-- ***** -->

```

```

<xsd:complexType name="session-beanType">
  <xsd:annotation>
    <xsd:documentation>

```

The session-beanType declares an session bean. The declaration consists of:

- an optional description
- an optional display name
- an optional icon element that contains a small and a large icon file name
- a name assigned to the enterprise bean in the deployment description
- an optional mapped-name element that can be used to provide vendor-specific deployment information such as the physical jndi-name of the session bean's remote home/business interface. This element is not required to be supported by all implementations. Any use of this element is non-portable.
- the names of all the remote or local business interfaces, if any

- the names of the session bean's remote home and remote interfaces, if any
- the names of the session bean's local home and local interfaces, if any
- an optional declaration that this bean exposes a no-interface view
- the name of the session bean's web service endpoint interface, if any
- the session bean's implementation class
- the session bean's state management type
- an optional declaration of a stateful session bean's timeout value
- an optional declaration of the session bean's timeout method for handling programmatically created timers
- an optional declaration of timers to be automatically created at deployment time
- an optional declaration that a Singleton bean has eager initialization
- an optional declaration of a Singleton/Stateful bean's concurrency management type
- an optional declaration of the method locking metadata for a Singleton with container managed concurrency
- an optional declaration of the other Singleton beans in the application that must be initialized before this bean
- an optional declaration of the session bean's asynchronous methods
- the optional session bean's transaction management type. If it is not present, it is defaulted to Container.
- an optional declaration of a stateful session bean's afterBegin, beforeCompletion, and/or afterCompletion methods
- an optional list of the session bean class and/or superclass around-invoke methods.
- an optional list of the session bean class and/or superclass around-timeout methods.
- an optional declaration of the bean's environment entries
- an optional declaration of the bean's enterprise bean references
- an optional declaration of the bean's local enterprise bean references
- an optional declaration of the bean's web service references
- an optional declaration of the security role references
- an optional declaration of the security identity to be used for the execution of the bean's methods
- an optional declaration of the bean's resource manager connection factory references
- an optional declaration of the bean's resource environment references.

- an optional declaration of the bean's message destination references
- an optional specification as to whether the stateful session bean is passivation capable or not. If not specified, the bean is assumed to be passivation capable

The elements that are optional are "optional" in the sense that they are omitted when if lists represented by them are empty.

The service-endpoint element may only be specified if the bean is a stateless session bean.

```

</xsd:documentation>
</xsd:annotation>
<xsd:sequence>
  <xsd:group ref="jakartaee:descriptionGroup"/>
  <xsd:element name="ejb-name"
    type="jakartaee:ejb-nameType"/>
  <xsd:element name="mapped-name"
    type="jakartaee:xsdStringType"
    minOccurs="0"/>
  <xsd:element name="home"
    type="jakartaee:homeType"
    minOccurs="0"/>
  <xsd:element name="remote"
    type="jakartaee:remoteType"
    minOccurs="0"/>
  <xsd:element name="local-home"
    type="jakartaee:local-homeType"
    minOccurs="0"/>
  <xsd:element name="local"
    type="jakartaee:localType"
    minOccurs="0"/>
  <xsd:element name="business-local"
    type="jakartaee:fully-qualified-classType"
    minOccurs="0"
    maxOccurs="unbounded"/>
  <xsd:element name="business-remote"
    type="jakartaee:fully-qualified-classType"
    minOccurs="0"
    maxOccurs="unbounded"/>
  <xsd:element name="local-bean"
    type="jakartaee:emptyType"
    minOccurs="0">
  <xsd:annotation>
    <xsd:documentation>

```

The local-bean element declares that this session bean exposes a no-interface Local client view.

```
</xsd:documentation>
</xsd:annotation>
</xsd:element>
<xsd:element name="service-endpoint"
             type="jakartaee:fully-qualified-classType"
             minOccurs="0">
  <xsd:annotation>
    <xsd:documentation>
```

The service-endpoint element contains the fully-qualified name of the enterprise bean's web service endpoint interface. The service-endpoint element may only be specified for a stateless session bean. The specified interface must be a valid Jakarta XML RPC service endpoint interface.

```
</xsd:documentation>
</xsd:annotation>
</xsd:element>
<xsd:element name="ejb-class"
             type="jakartaee:ejb-classType"
             minOccurs="0">
  <xsd:annotation>
    <xsd:documentation>
```

The ejb-class element specifies the fully qualified name of the bean class for this ejb. It is required unless there is a component-defining annotation for the same ejb-name.

```
</xsd:documentation>
</xsd:annotation>
</xsd:element>
<xsd:element name="session-type"
             type="jakartaee:session-typeType"
             minOccurs="0"/>
<xsd:element name="stateful-timeout"
             type="jakartaee:stateful-timeoutType"
             minOccurs="0"/>
<xsd:element name="timeout-method"
             type="jakartaee:named-methodType"
             minOccurs="0">
  <xsd:annotation>
    <xsd:documentation>
```

The `timeout-method` element specifies the method that will receive callbacks for programmatically created timers.

```
</xsd:documentation>
</xsd:annotation>
</xsd:element>
<xsd:element name="timer"
  type="jakartaee:timerType"
  minOccurs="0"
  maxOccurs="unbounded"/>
<xsd:element name="init-on-startup"
  type="jakartaee:true-falseType"
  minOccurs="0">
  <xsd:annotation>
    <xsd:documentation>
```

The `init-on-startup` element specifies that a Singleton bean has eager initialization. This element can only be specified for singleton session beans.

```
</xsd:documentation>
</xsd:annotation>
</xsd:element>
<xsd:element name="concurrency-management-type"
  type="jakartaee:concurrency-management-typeType"
  minOccurs="0"/>
<xsd:element name="concurrent-method"
  type="jakartaee:concurrent-methodType"
  minOccurs="0"
  maxOccurs="unbounded"/>
<xsd:element name="depends-on"
  type="jakartaee:depends-onType"
  minOccurs="0"/>
<xsd:element name="init-method"
  type="jakartaee:init-methodType"
  minOccurs="0"
  maxOccurs="unbounded">
  <xsd:annotation>
    <xsd:documentation>
```

The `init-method` element specifies the mappings for Enterprise Beans 2.x style create methods for an Enterprise Beans 3.x bean. This element can only be specified for stateful session beans.

```
</xsd:documentation>
```

```

</xsd:annotation>
</xsd:element>
<xsd:element name="remove-method"
             type="jakartaee:remove-methodType"
             minOccurs="0"
             maxOccurs="unbounded">
  <xsd:annotation>
    <xsd:documentation>

```

The remove-method element specifies the mappings for Enterprise Beans 2.x style remove methods for an Enterprise Beans 3.x bean. This element can only be specified for stateful session beans.

```

    </xsd:documentation>
  </xsd:annotation>
</xsd:element>
<xsd:element name="async-method"
             type="jakartaee:async-methodType"
             minOccurs="0"
             maxOccurs="unbounded"/>
<xsd:element name="transaction-type"
             type="jakartaee:transaction-typeType"
             minOccurs="0"/>
<xsd:element name="after-begin-method"
             type="jakartaee:named-methodType"
             minOccurs="0"/>
<xsd:element name="before-completion-method"
             type="jakartaee:named-methodType"
             minOccurs="0"/>
<xsd:element name="after-completion-method"
             type="jakartaee:named-methodType"
             minOccurs="0"/>
<xsd:element name="around-invoke"
             type="jakartaee:around-invokeType"
             minOccurs="0"
             maxOccurs="unbounded"/>
<xsd:element name="around-timeout"
             type="jakartaee:around-timeoutType"
             minOccurs="0"
             maxOccurs="unbounded"/>
<xsd:group ref="jakartaee:jndiEnvironmentRefsGroup"/>
<xsd:element name="post-activate"
             type="jakartaee:lifecycle-callbackType"
             minOccurs="0"
             maxOccurs="unbounded"/>
<xsd:element name="pre-passivate"
             type="jakartaee:lifecycle-callbackType"

```

```

        minOccurs="0"
        maxOccurs="unbounded"/>
<xsd:element name="security-role-ref"
            type="jakartaee:security-role-refType"
            minOccurs="0"
            maxOccurs="unbounded"/>
<xsd:element name="security-identity"
            type="jakartaee:security-identityType"
            minOccurs="0"/>
<xsd:element name="passivation-capable"
            type="xsd:boolean"
            default="true"
            minOccurs="0">

```

```

<xsd:annotation>
  <xsd:documentation>

```

The passivation-capable element specifies whether the stateful session bean is passivation capable or not. If not specified, the bean is assumed to be passivation capable.

```

    </xsd:documentation>
  </xsd:annotation>
</xsd:element>
</xsd:sequence>
<xsd:attribute name="id"
              type="xsd:ID"/>
</xsd:complexType>

```

```

<!-- ***** -->

```

```

<xsd:complexType name="session-typeType">
  <xsd:annotation>
    <xsd:documentation>

```

The session-typeType describes whether the session bean is a singleton, stateful or stateless session. It is used by session-type elements.

The value must be one of the three following:

- Singleton
- Stateful
- Stateless

```

  </xsd:documentation>
</xsd:annotation>

```

```

<xsd:simpleContent>
  <xsd:restriction base="jakartaee:string">
    <xsd:enumeration value="Singleton"/>
    <xsd:enumeration value="Stateful"/>
    <xsd:enumeration value="Stateless"/>
  </xsd:restriction>
</xsd:simpleContent>
</xsd:complexType>

```

```

<!-- ***** -->

```

```

<xsd:complexType name="stateful-timeoutType">
  <xsd:annotation>
    <xsd:documentation>

      The stateful-timeoutType represents the amount of time
      a stateful session bean can be idle(not receive any client
      invocations) before it is eligible for removal by the container.

      A timeout value of 0 means the bean is immediately eligible for removal.

      A timeout value of -1 means the bean will never be removed due to timeout.

    </xsd:documentation>
  </xsd:annotation>
  <xsd:sequence>
    <xsd:element name="timeout"
      type="jakartaee:xsdIntegerType"/>
    <xsd:element name="unit"
      type="jakartaee:time-unit-typeType"/>
  </xsd:sequence>
  <xsd:attribute name="id"
    type="xsd:ID"/>
</xsd:complexType>

```

```

<!-- ***** -->

```

```

<xsd:complexType name="time-unit-typeType">
  <xsd:annotation>
    <xsd:documentation>

```

The time-unit-typeType represents a time duration at a given unit of granularity.

The time unit type must be one of the following :

Days
Hours
Minutes
Seconds
Milliseconds
Microseconds
Nanoseconds

```
</xsd:documentation>
</xsd:annotation>
<xsd:simpleContent>
  <xsd:restriction base="jakartaee:string">
    <xsd:enumeration value="Days"/>
    <xsd:enumeration value="Hours"/>
    <xsd:enumeration value="Minutes"/>
    <xsd:enumeration value="Seconds"/>
    <xsd:enumeration value="Milliseconds"/>
    <xsd:enumeration value="Microseconds"/>
    <xsd:enumeration value="Nanoseconds"/>
  </xsd:restriction>
</xsd:simpleContent>
</xsd:complexType>
```

```
<!-- ***** -->
```

```
<xsd:complexType name="timer-scheduleType">
  <xsd:sequence>
    <xsd:element name="second"
      type="jakartaee:string"
      minOccurs="0"/>
    <xsd:element name="minute"
      type="jakartaee:string"
      minOccurs="0"/>
    <xsd:element name="hour"
      type="jakartaee:string"
      minOccurs="0"/>
    <xsd:element name="day-of-month"
      type="jakartaee:string"
      minOccurs="0"/>
    <xsd:element name="month"
      type="jakartaee:string"
      minOccurs="0"/>
    <xsd:element name="day-of-week"
      type="jakartaee:string"
      minOccurs="0"/>
    <xsd:element name="year"
      type="jakartaee:string"
```

```
        minOccurs="0"/>
    </xsd:sequence>
    <xsd:attribute name="id"
        type="xsd:ID"/>
</xsd:complexType>
```

```
<!-- ***** -->
```

```
<xsd:complexType name="timerType">
    <xsd:annotation>
        <xsd:documentation>
```

The timerType specifies an enterprise bean timer. Each timer is automatically created by the container upon deployment. Timer callbacks occur based on the schedule attributes. All callbacks are made to the timeout-method associated with the timer.

A timer can have an optional start and/or end date. If a start date is specified, it takes precedence over the associated timer schedule such that any matching expirations prior to the start time will not occur. Likewise, no matching expirations will occur after any end date. Start/End dates are specified using the XML Schema dateTime type, which follows the ISO-8601 standard for date(and optional time-within-the-day) representation.

An optional flag can be used to control whether this timer has persistent(true) delivery semantics or non-persistent(false) delivery semantics. If not specified, the value defaults to persistent(true).

A time zone can optionally be associated with a timer. If specified, the timer's schedule is evaluated in the context of that time zone, regardless of the default time zone in which the container is executing. Time zones are specified as an ID string. The set of required time zone IDs is defined by the Zone Name(TZ) column of the public domain zoneinfo database.

An optional info string can be assigned to the timer and retrieved at runtime through the Timer.getInfo() method.

The timerType can only be specified on stateless session beans, singleton session beans, and message-driven beans.

```
</xsd:documentation>
```



```

</xsd:annotation>
<xsd:sequence>
  <xsd:element name="description"
    type="jakartaee:descriptionType"
    minOccurs="0"
    maxOccurs="unbounded"/>
  <xsd:element name="schedule"
    type="jakartaee:timer-scheduleType"/>
  <xsd:element name="start"
    type="xsd:dateTime"
    minOccurs="0"/>
  <xsd:element name="end"
    type="xsd:dateTime"
    minOccurs="0"/>
  <xsd:element name="timeout-method"
    type="jakartaee:named-methodType"/>
  <xsd:element name="persistent"
    type="jakartaee:true-falseType"
    minOccurs="0"/>
  <xsd:element name="timezone"
    type="jakartaee:string"
    minOccurs="0"/>
  <xsd:element name="info"
    type="jakartaee:string"
    minOccurs="0"/>
</xsd:sequence>
<xsd:attribute name="id"
  type="xsd:ID"/>
</xsd:complexType>

```

```
<!-- ***** -->
```

```

<xsd:complexType name="trans-attributeType">
  <xsd:annotation>
    <xsd:documentation>

```

The trans-attributeType specifies how the container must manage the transaction boundaries when delegating a method invocation to an enterprise bean's business method.

The value must be one of the following:

- NotSupported
- Supports
- Required
- RequiresNew
- Mandatory

Never

```
</xsd:documentation>
</xsd:annotation>
<xsd:simpleContent>
  <xsd:restriction base="jakartaee:string">
    <xsd:enumeration value="NotSupported"/>
    <xsd:enumeration value="Supports"/>
    <xsd:enumeration value="Required"/>
    <xsd:enumeration value="RequiresNew"/>
    <xsd:enumeration value="Mandatory"/>
    <xsd:enumeration value="Never"/>
  </xsd:restriction>
</xsd:simpleContent>
</xsd:complexType>

<!-- ***** -->

<xsd:complexType name="transaction-typeType">
  <xsd:annotation>
    <xsd:documentation>

      The transaction-typeType specifies an enterprise bean's
      transaction management type.

      The transaction-type must be one of the two following:

      Bean
      Container

    </xsd:documentation>
  </xsd:annotation>
  <xsd:simpleContent>
    <xsd:restriction base="jakartaee:string">
      <xsd:enumeration value="Bean"/>
      <xsd:enumeration value="Container"/>
    </xsd:restriction>
  </xsd:simpleContent>
</xsd:complexType>

</xsd:schema>
```

[96] The concurrency-management-type Container may be specified for stateful session beans, but doing so has no impact on the semantics of concurrency management for such beans.

Chapter 15. Packaging

The `ejb-jar` file is the standard format for the packaging of enterprise beans. Enterprise beans can also be packaged within a web application module (`.war` file). The `ejb-jar` file or `.war` file format is used to package un-assembled enterprise beans (the Bean Provider's output), and to package assembled applications (the Application Assembler's output).

15.1. Overview

The `ejb-jar` file and `.war` file formats serve as the contract between the Bean Provider and the Application Assembler, and between the Application Assembler and the Deployer.

An `ejb-jar` file produced by the Bean Provider contains one or more enterprise beans that typically do not contain application assembly instructions. The `ejb-jar` file produced by an Application Assembler (which can be the same person or organization as the Bean Provider) contains one or more enterprise beans, plus application assembly information describing how the enterprise beans are combined into a single application deployment unit.

A `.war` file is not required to contain any enterprise beans. A `.war` file produced by a Bean Provider contains one or more enterprise beans that typically do not contain application assembly instructions. A `.war` file produced by an Application Assembler (which can be the same person or organization as the Bean Provider) contains one or more enterprise beans, plus application assembly information describing how the enterprise beans are combined into a single application deployment unit.

An `ejb-jar` file is designed specifically for the packaging of enterprise beans. An `ejb-jar` file that is packaged stand-alone or within an `.ear` file constitutes a Jakarta EE module.

While the use of an `ejb-jar` file within a `.war` file is supported by this specification, an `ejb-jar` file within a `.war` file does not constitute a Jakarta EE module. See [Enterprise Beans Packaged in a `.war` file](#).

15.2. Deployment Descriptor

The Enterprise Beans deployment descriptor is optional in either packaging scenario. If a deployment descriptor is provided it must conform to the format defined in <<a5804>.

In a `.war` file, the deployment descriptor is stored with the name `WEB-INF/ejb-jar.xml`.

In an `ejb-jar` file that is packaged stand-alone or within an `.ear` file, the deployment descriptor is stored with the name `META-INF/ejb-jar.xml`. If the enterprise beans are contained in an `ejb-jar` file packaged within a `.war` file, the deployment descriptor is stored with the name `WEB-INF/ejb-jar.xml`. When enterprise beans are packaged within a `.war`, the `ejb-jar` file does *not* constitute a separate module, and there can portably be only one `ejb-jar.xml` file. See [Enterprise Beans Packaged in a `.war` file](#).

15.3. Packaging Requirements

The `ejb-jar` file or `.war` file must contain, either by inclusion or by reference, the class files of each enterprise bean as follows:

- The enterprise bean class.
- The enterprise bean business interfaces, web service endpoint interfaces, and home and component interfaces.
- Interceptor classes.

We say that a jar file contains a second file "by reference" if the second file is named in the `Class-Path` attribute in the Manifest file of the referencing jar file or is contained (either by inclusion or by reference) in another jar file that is named in the `Class-Path` attribute in the Manifest file of the referencing jar file.

The `ejb-jar` file or `.war` file must also contain, either by inclusion or by reference, the class files for all the classes and interfaces that each enterprise bean class and the business interfaces, home interfaces, component interfaces, and/or web service endpoints depend on, except Jakarta EE and Java SE classes. This includes their superclasses and superinterfaces, dependent classes, and the classes and interfaces used as method parameters, results, and exceptions.

The Application Assembler must not package the stubs of the `EJBHome` and `EJBObject` interfaces in the `ejb-jar` file or `.war` file. This includes the stubs for the enterprise beans whose implementations are provided in the `ejb-jar` file or `.war` file as well as the referenced enterprise beans. Generating the stubs is the responsibility of the container. The stubs are typically generated by the Container Provider's deployment tools for each class that extends the `EJBHome` or `EJBObject` interfaces, or they may be generated by the container at runtime.

15.4. Enterprise Beans Packaged in a `.war` file

An enterprise bean class with a component-defining annotation defines an enterprise bean component when packaged within the `WEB-INF/classes` directory or within a jar file within the `WEB-INF/lib` directory. An enterprise bean can also be defined via the `WEB-INF/ejb-jar.xml` deployment descriptor.

A `.war` file may contain enterprise bean classes in a combination of classes within the `WEB-INF/classes` directory and one or more jar files within the `WEB-INF/lib` directory.

A "ejb-jar" file in the `WEB-INF/lib` directory that contains enterprise beans is not considered an independent Jakarta EE "module" in the way that a `.war` file, stand-alone `ejb-jar` file, or an `.ear`-level `ejb-jar` file is considered a module. Such an "ejb-jar" file does not define its own module name or its own namespace for `ejb-names`, environment dependencies, persistence units, etc. All such namespaces are scoped to the enclosing `.war` file. In that sense, the packaging of enterprise bean classes in an "ejb-jar" file in the `WEB-INF/lib` directory is merely a convenience. It is semantically equivalent to packaging the classes within `WEB-INF/classes` directory.

A `.war` file may contain an `ejb-jar.xml` file. If present, the `ejb-jar.xml` is packaged as `WEB-INF/ejb-jar.xml`. If an `ejb-jar.xml` is present, it applies to all enterprise beans defined by the `.war` file, independently of whether they are packaged with the `WEB-INF/classes` directory or in a jar file within `WEB-INF/lib` directory. The packaging of an `ejb-jar.xml` file anywhere else within the `.war` file is not portable and may result in a deployment error.

15.4.1. Class Loading

Enterprise beans (and any related classes) packaged in a `.war` file have the same class loading requirements as other non-enterprise bean classes packaged in a `.war` file. This means, for example, that a servlet packaged within a `.war` file is guaranteed to have visibility to an enterprise bean component packaged within the same `.war` file, and vice versa. Detailed class loading requirements for web modules are covered in the Jakarta EE Platform specification [12].

15.4.2. Component Environment

In a `.war` file, there is a single component naming environment shared between all the components (web, enterprise bean, etc.) defined by the module. Each enterprise bean defined in the `.war` file shares this single component environment namespace with all other enterprise beans defined by the `.war` file and with all other web components defined by the `.war` file.

The Bean Provider should be aware of this name scoping behavior when selecting names of environment dependencies for enterprise beans packaged within a `.war` file. Unlike enterprise beans packaged in an `ejb-jar` file outside a `.war` file, the names of environment entries defined by an enterprise bean inside a `.war` file can clash with names defined by other components. Likewise, enterprise beans packaged in a `.war` file have visibility to all environment entries defined by any other components in the `.war` file, including any entries defined within the `web.xml` file. This is also true of the advanced case in which the `ejb-jar.xml` file is used to define multiple bean components based on the same bean class. Extra caution should be used when configuring environment dependencies for such bean components.

15.4.3. Visibility of the Local Client View

The local client view (including the no-interface view) of an enterprise bean component defined within a `.war` file is only required to be accessible to components within the same `.war` file. Applications needing access to the local client view of an enterprise bean from a *different* module in the same application should use an `ejb-jar` file outside the `.war` file to define the enterprise bean that exposes the local client view.

15.4.4. Ejb-names

A `.war` file has a single namespace for the `ejb-names` of any enterprise beans it defines. This single `ejb-name` namespace applies to all enterprise beans defined in the `.war` file, regardless of where in the `.war` file the enterprise beans are defined and regardless of whether they are defined by means of the `ejb-jar.xml` deployment descriptor or by annotations.

15.4.5. Example

```
package com.acme;

@Stateless
public class FooBean {
    public void foo() { ... }
}
```

`FooBean` is a stateless session bean with a component-defining annotation and a no-interface view. It is packaged in a `.war` file under a `WEB-INF/classes` subdirectory corresponding to its package name. The `.war` file also contains a `Servlet`.

```
webejb.war:
  WEB-INF/classes/com/acme/FooServlet.class
  WEB-INF/classes/com/acme/FooBean.class
```

15.5. Deployment Descriptor and Annotation Processing

The following sections describe the cases that the deployment tool must consider when deciding whether to process annotations on the enterprise bean classes in a module.

15.5.1. Ejb-jar Deployment Descriptor and Annotation Processing

[Ejb-jar Annotation Processing Requirements](#) describes the requirements for determining when to process annotations on the classes in a standalone `ejb-jar` file or an `ejb-jar` file packaged within an `.ear` file. If the deployment descriptor is not included or is included but not marked `metadata-complete`, the deployment tool will process annotations.

Table 16. Ejb-jar Annotation Processing Requirements

Deployment Descriptor	metadata-complete?	process annotations?
ejb-jar_2_1 or earlier	N/A	No
ejb-jar_3_x	Yes	No
ejb-jar_3_x	No	Yes
none	N/A	Yes

15.5.2. .war Deployment Descriptor and Annotation Processing

[.war Annotation Processing Requirements for enterprise beans](#) describes the requirements for determining when to process annotations on the enterprise bean classes of a `.war` file. If the `.war` file contains an `ejb-jar.xml` file, the deployment tool will process annotations unless the `ejb-jar.xml` has

been marked `metadata-complete`. If the `.war` file does not contain an `ejb-jar.xml` file, the deployment tool will process annotations unless the `web.xml` is marked `metadata-complete` or its version is prior to `web-app_2_5`.

Table 17. `.war` Annotation Processing Requirements for enterprise beans

<code>ejb-jar.xml</code>	<code>ejb-jar.xml</code> <code>metadata-complete?</code>	<code>web.xml</code>	<code>web.xml</code> <code>metadata-complete?</code>	<code>process</code> <code>annotations?</code>
<code>ejb-jar_3_x</code>	Yes	N/A	N/A	No
<code>ejb-jar_3_x</code>	No	N/A	N/A	Yes
none	N/A	<code>web-app_2_5</code> or later	Yes	No
none	N/A	<code>web-app_2_5</code> or later	No	Yes
none	N/A	<code>web-app_2_4</code> or earlier	N/A	No
none	N/A	none	N/A	Yes

15.6. The Client View and the `ejb-client` JAR File

The client view of an enterprise bean is comprised of the business interfaces, no-interface view, or home and component interfaces of the referenced enterprise bean, and other classes that these interfaces depend on, such as their superclasses and superinterfaces, the classes and interfaces used as method parameters, results, and exceptions. The serializable application value classes, including the classes which may be used as members of a collection in a remote method call to an enterprise bean, are part of the client view. An example of an application value class might be an `Address` class used as a parameter in a method call.

The `ejb-jar` file or `.war` file producer can create an `ejb-client` JAR file for the `ejb-jar` file or `.war` file. The `ejb-client` JAR file contains all the class files that a client program needs to use the client view of the enterprise beans that are contained in the `ejb-jar` file or `.war` file. If this option is used, it is the responsibility of the Application Assembler to include all the classes necessary to comprise the client view of an enterprise bean in the `ejb-client` JAR file.

The `ejb-client` JAR file is specified in the `ejb-jar.xml` deployment descriptor of the `ejb-jar` file or `.war` file using the `ejb-client-jar` element. The value of the `ejb-client-jar` element is the path name specifying the location of the `ejb-client` JAR file in the containing Jakarta EE Enterprise Application Archive (`.ear`) file. The path name is relative to the location of the referencing `ejb-jar` file or `.war` file.

The Enterprise Beans specification does not specify whether an `ejb-jar` file or `.war` file should include by copy or by reference the classes that are in an `ejb-client` JAR file, but they must be included either one way or the other. If the by-copy approach is used, the producer simply includes all the class files in

the `ejb-client` JAR file also in the `ejb-jar` file or `.war` file. If the by-reference approach is used, the `ejb-jar` file or `.war` file producer does not duplicate the content of the `ejb-client` JAR file in the `ejb-jar` file or `.war` file, but instead uses a Manifest Class-Path entry in the `ejb-jar` file or `.war` file to specify that the `ejb-jar` file or `.war` file depends on the `ejb-client` JAR at runtime. The use of the Class-Path entries in JAR files and `.war` files is explained in the Jakarta EE Platform specification [12].

15.7. Requirements for Clients

The Application Assembler must construct the application to insure that the client view classes are available to the client at runtime. The client of an enterprise bean may be another enterprise bean packaged in the same `ejb-jar` or different `ejb-jar` file, another enterprise bean packaged in the same `.war` file or different `.war` file, or the client may be another Jakarta EE component, such as a web component.

When clients packaged in jar files refer to enterprise beans, the jar file that contains the client, e.g. an `ejb-jar` file, should contain, either by inclusion or by reference, all the client view classes of the referenced beans. The client view classes may have been packaged in an `ejb-client` JAR file. In other words, the jar file that contains the client should contain one of the following:

- a reference to the `ejb-client` JAR file
- a reference to the `ejb-jar` file that contains the client view classes
- a copy of the client view classes

The client may also require the use of system value classes (e.g., the serializable value classes implementing the `jakarta.ejb.Handle`, `jakarta.ejb.HomeHandle`, `jakarta.ejb.EJBMetaData`, `java.util.Enumeration`, `java.util.Collection`, and `java.util.Iterator` interfaces), although these are not packaged with the application. It is the responsibility of the provider of the container hosting the referenced beans to provide the system value classes and make them available for use when the client is deployed. See [System Value Classes](#).

15.8. Example

In this example, the Bean Provider has chosen to package the enterprise bean client view classes in a separate `.jar` file and to reference that `.jar` file from the other `.jar` files that need those classes. Those classes are needed both by `ejb2.jar`, packaged in the same application as `ejb1.jar`, and by `ejb3.jar`, packaged in a different application. Those classes are also needed by `ejb1.jar` itself because they define the remote interface of the enterprise beans in `ejb1.jar`, and the Bean Provider has chosen the *by reference* approach to making these classes available.

The deployment descriptor for `ejb1.jar` names the client view jar file in the `ejb-client-jar` element. Because `ejb2.jar` requires these client view classes, it includes a Class-Path reference to `ejb1_client.jar`.

The Class-Path mechanism must be used by components in `app2.ear` to reference the client view jar file

that corresponds to the enterprise beans packaged in `ejb1.jar` of `app1.ear`. Those enterprise beans are referenced by enterprise beans in `ejb3.jar`. Note that the client view jar file must be included directly in the `app2.ear` file.

```
app1.ear:
  META-INF/application.xml
  ejb1.jar      Class-Path: ejb1_client.jar
               deployment descriptor contains:
                 <ejb-client-jar>ejb1_client.jar</ejb-client-jar>
  ejb1_client.jar
  ejb2.jar      Class-Path: ejb1_client.jar

app2.ear:
  META-INF/application.xml
  ejb1_client.jar
  ejb3.jar      Class-Path: ejb1_client.jar
```

Chapter 16. Runtime Environment

This chapter defines the application programming interfaces (APIs) that a compliant Enterprise Beans container must make available to the enterprise bean instances at runtime. These APIs can be used by portable enterprise beans because the APIs are guaranteed to be available in all Enterprise Beans containers.

The set of required APIs is divided into two categories: a *complete* set and a *minimum* set. The *minimum* set is also referred to as "Enterprise Beans Lite". This reflects the ability of a Server Provider to provide an Enterprise Beans container within a product that implements the Full Jakarta EE Platform or within a subset profile such as the Jakarta EE Web Profile. The *complete* set is required within an implementation of the Full Jakarta EE Platform. The minimum set must be supported within an implementation of the Jakarta EE Web Profile. Profile requirements are described within the Jakarta EE Platform specification [12].

The chapter also defines the restrictions that the Enterprise Beans Container Provider can impose on the functionality that it provides to the enterprise beans. These restrictions are necessary to enforce security and to allow the container to properly manage the runtime environment.

16.1. Enterprise Beans Lite and Other Enterprise Beans API Groups

The Enterprise Beans API is comprised of a large feature set with support for implementing business logic in a wide variety of enterprise applications. However, the full range of API contracts is not always crucial for all runtime environments. In addition, the breadth of the full API can present challenges for developers just getting started with the Enterprise Beans technology.

For these reasons this specification defines a minimal subset of the Enterprise Beans API known as Enterprise Beans Lite. Enterprise Beans Lite is not a product. Rather, it is a proper subset of the full Enterprise Beans API that includes a small, powerful selection of Enterprise Beans features suitable for writing portable transactional business logic. The definition of Enterprise Beans Lite gives vendors an option to implement only a portable subset of the Enterprise Beans API within their product. The vastly reduced size of the feature set makes it suitable for inclusion in a wider range of Java products, many of which have much smaller installation and runtime footprints than a typical full Jakarta EE implementation.

An Enterprise Beans Lite application is merely an Enterprise Beans application whose Enterprise Beans API usage falls within the Enterprise Beans Lite subset. There are no special APIs defined only for Enterprise Beans Lite. Therefore, any Enterprise Beans Lite application can be deployed on any Jakarta EE product that implements Enterprise Beans technology, whether that product supports Enterprise Beans Lite or the full Enterprise Beans API.

As detailed in [Enterprise Beans API Groups](#), the Enterprise Beans Lite API is composed of the following subset of the Enterprise Beans API:

- Stateless, stateful, and singleton session bean components only
 - Local business interface and no-interface view only
- Container-managed transactions and bean-managed transactions
- Declarative and programmatic security
- Interceptors
- Local asynchronous session bean invocations
- Non-persistent Enterprise Beans Timer Service
- Deployment descriptor support (`ejb-jar.xml`)

Table 18. Enterprise Beans API Groups

GROUP	CONTENT	Full Enterprise Beans API
Enterprise Beans Lite	<p>COMPONENTS:</p> <p>Session Beans (stateful, stateless, singleton)</p> <p>SESSION BEAN CLIENT VIEWS:</p> <p>Local business interface</p> <p>No-interface</p> <p>SERVICES:</p> <p>Interceptors</p> <p>Non-persistent Enterprise Beans Timer Service</p> <p>Local asynchronous session bean invocations</p> <p>Container-managed transactions</p> <p>Bean-managed transactions</p> <p>Declarative and Programmatic Security</p> <p>PACKAGING:</p> <p>Session beans packaged in a .war file</p>	Required

GROUP	CONTENT	Full Enterprise Beans API
Message-Driven Beans	<p>COMPONENTS:</p> <p>Message-driven Beans</p> <p>DEPENDENCIES:</p> <p>Standalone connector with support for Message Inflow and MessageEndpoint deployment</p>	Required
Enterprise Beans 3.x Remote	<p>SESSION BEAN CLIENT VIEWS:</p> <p>3.x Remote Business view</p> <p>SERVICES:</p> <p>Remote asynchronous session bean invocations</p>	Required
Persistent Enterprise Beans Timer Service	<p>SERVICES:</p> <p>Persistent Enterprise Beans Timer Service</p>	Required
Jakarta XML Web Service Endpoints	<p>SESSION BEAN CLIENT VIEWS:</p> <p>Jakarta XML Web Service Endpoints</p> <p>DEPENDENCIES:</p> <p>Jakarta XML Web Services API</p>	Required
Embeddable Enterprise Beans Container	<p>SERVICES:</p> <p>Embeddable Enterprise Beans Container</p>	Optional

GROUP	CONTENT	Full Enterprise Beans API
Enterprise Beans 2.x API	<p>COMPONENTS:</p> <p>Session Beans</p> <p>SESSION BEAN CLIENT VIEWS:</p> <p>2.x Local and Remote Home and Component views</p> <p>SERVICES:</p> <p>TimedObject interface</p> <p>SessionSynchronization interface</p> <p>RMI-IIOP Interoperability</p>	Required
Entity Beans	<p>COMPONENTS:</p> <p>2.x / 1.x CMP/BMP Entity Beans</p> <p>SERVICES:</p> <p>Enterprise Beans QL</p>	Optional
Jakarta XML RPC Web Service Endpoints	<p>SESSION BEAN CLIENT VIEWS:</p> <p>Jakarta XML RPC Web Service Endpoints</p>	Optional

16.1.1. Support for Other Enterprise Beans API Groups in an Enterprise Beans Lite Container

An Enterprise Beans Lite container provider may support Enterprise Beans features in addition to the "Enterprise Beans Lite" group defined in [Enterprise Beans API Groups](#). If it does, the following rules apply:

- If any feature in a group is supported, the whole group must be supported.
- Support for these features must adhere to the requirements of this specification.
- Except for the programmatic timers in the Persistent Enterprise Beans Timer Service group, the Enterprise Beans Container must detect that an application depends on a feature that is not supported and fail deployment of the application. A product may offer a deployment option to force deployment of applications that use Enterprise Beans features not supported by the product.

Use of these features must fail at runtime.

- If the Persistent Enterprise Beans Timer Service group is not supported, and an application attempts to create a programmatic persistent timer, the Enterprise Beans container must throw the `EJBException` when the API is invoked.
- If Jakarta Messaging message-driven beans are supported, the Jakarta Messaging API (see [13]) must be supported.
- If Jakarta XML Web Service Endpoints are supported, the web service interoperability rules specified in [Mapping to Web Service Protocols](#) must be observed.
- To use a session bean written to the Enterprise Beans 3.x API, and adapted for use with an earlier client view, support for the Enterprise Beans 2.x API group is required.
- To use an application client to access an Enterprise Beans 3.x remote session bean, the application client container must be supported.
- Support for deployment descriptor versions must observe the rules in [Support for Existing Applications](#).

16.1.2. Integration with Other Technologies

This section describes the additional requirements that apply to an Enterprise Beans Container when combined in a product that supports other Jakarta EE technologies.

If Jakarta Persistence is supported, the Enterprise Beans Container must support the use of the Jakarta Persistence in conformance with the contracts defined in the Jakarta Persistence specification [2] and the rules specified in [Container Provider's Responsibilities](#) must be observed.

If Jakarta RESTful Web Services API is supported, singleton and stateless session beans must be supported as Jakarta RESTful Web Services root resource classes, providers and `Application` subclasses as defined by the Jakarta RESTful Web Services specification [39].

16.2. Bean Provider's Responsibilities

This section describes the view and responsibilities of the Bean Provider.

16.2.1. APIs Provided by Container

The requirements on APIs provided by the Container are determined by the associated profile specification, e.g. the Jakarta EE specification [12] or the Web Profile Specification.

16.2.2. Programming Restrictions

This section describes the programming restrictions that a Bean Provider must follow to ensure that the enterprise bean is *portable* and can be deployed in any compliant Enterprise Beans container. The restrictions apply to the implementation of the business methods. [Container Provider's Responsibility](#), which describes the container's view of these restrictions, defines the programming environment that

all Enterprise Beans containers must provide.

- An enterprise bean must not use read/write static fields. Using read-only static fields is allowed. Therefore, it is recommended that all static fields in the enterprise bean class be declared as `final`. *This rule is required to ensure consistent runtime semantics because while some Enterprise Beans containers may use a single JVM to execute all enterprise bean's instances, others may distribute the instances across multiple JVMs.*
- An enterprise bean must not use thread synchronization primitives to synchronize execution of multiple instances, unless it is a singleton session bean with bean-managed concurrency. *This is for the same reason as above. Synchronization would not work if the Enterprise Beans container distributed enterprise bean's instances across multiple JVMs.*
- An enterprise bean must not use the AWT functionality to attempt to output information to a display, or to input information from a keyboard. *Servers do not allow direct interaction between an application program and a keyboard/display attached to the server system.*
- An enterprise bean should exercise caution when using the `Java I/O` package to attempt to access files and directories in the file system. *The file system APIs are not well-suited for business components to access data. Files might not be accessible from all instances, or their content might be different on different instances, and coordinating updates to the file can be difficult. Business components should use a resource manager API, such as JDBC, to store data.*
- An enterprise bean must not attempt to listen on a socket, accept connections on a socket, or use a socket for multicast. *The Enterprise Beans architecture allows an enterprise bean instance to be a network socket client, but it does not allow it to be a network server. Allowing the instance to become a network server would conflict with the basic function of the enterprise bean—to serve the Enterprise Beans clients.*
- The enterprise bean must not attempt to query a class to obtain information about the declared members that are not otherwise accessible to the enterprise bean because of the security rules of the Java language. The enterprise bean must not attempt to use the Reflection API to access information that the security rules of the Java programming language make unavailable. *Allowing the enterprise bean to access information about other classes and to access the classes in a manner that is normally disallowed by the Java programming language could compromise security.*
- The enterprise bean must not attempt to create a class loader; set the context class loader; set security manager; create a new security manager; stop the JVM; or change the input, output, and error streams. *These functions are reserved for the Enterprise Beans container. Allowing the enterprise bean to use these functions could compromise security and decrease the container's ability to properly manage the runtime environment.*
- The enterprise bean must not attempt to set the socket factory used by `ServerSocket`, `Socket`, or the stream handler factory used by `URL`. *These networking functions are reserved for the Enterprise Beans container. Allowing the enterprise bean to use these functions could compromise security and decrease the container's ability to*

properly manage the runtime environment.

- The enterprise bean must not attempt to manage threads. The enterprise bean must not attempt to start, stop, suspend, or resume a thread, or to change a thread's priority or name. The enterprise bean must not attempt to manage thread groups.
These functions are reserved for the Enterprise Beans container. Allowing the enterprise bean to manage threads would decrease the container's ability to properly manage the runtime environment.
- The enterprise bean must not attempt to directly read or write a file descriptor.
Allowing the enterprise bean to read and write file descriptors directly could compromise security.
- The enterprise bean must not attempt to obtain the security policy information for a particular code source.
Allowing the enterprise bean to access the security policy information would create a security hole.
- The enterprise bean must not attempt to load a native library.
This function is reserved for the Enterprise Beans container. Allowing the enterprise bean to load native code would create a security hole.
- The enterprise bean must not attempt to gain access to packages and classes that the usual rules of the Java programming language make unavailable to the enterprise bean.
This function is reserved for the Enterprise Beans container. Allowing the enterprise bean to perform this function would create a security hole.
- The enterprise bean must not attempt to define a class in a package.
This function is reserved for the Enterprise Beans container. Allowing the enterprise bean to perform this function would create a security hole.
- The enterprise bean must not attempt to access or modify the security configuration objects (Policy, Security, Provider, Signer, and Identity).
These functions are reserved for the Enterprise Beans container. Allowing the enterprise bean to use these functions could compromise security.
- The enterprise bean must not attempt to use the subclass and object substitution features of the Java Serialization Protocol.
Allowing the enterprise bean to use these functions could compromise security.
- The enterprise bean must not attempt to pass `this` as an argument or method result. The enterprise bean must pass the result of `SessionContext.getBusinessObject`, `SessionContext.getEJBObject`, `SessionContext.getEJBLocalObject`, `EntityContext.getEJBObject`, or `EntityContext.getEJBLocalObject` instead.

To guarantee portability of the enterprise bean's implementation across all compliant Enterprise Beans containers, the Bean Provider should test the enterprise bean using a container with the security settings defined in [Java SE Platform Security Policy for a Standard Enterprise Beans Container](#). That table defines the minimal functionality that a compliant Enterprise Beans container must provide to the enterprise bean instances at runtime.

16.3. Container Provider's Responsibility

This section defines the container's responsibilities for providing the runtime environment to the enterprise bean instances. The requirements described here are considered to be the minimal requirements; a container may choose to provide additional functionality that is not required by the Enterprise Beans specification.

The following subsections describes the requirements in more detail.

The following table defines the Java SE platform security permissions that the Enterprise Beans container must be able to grant to the enterprise bean instances at runtime. The term "grant" means that the container must be able to grant the permission, the term "deny" means that the container should deny the permission.

Table 19. Java SE Platform Security Policy for a Standard Enterprise Beans Container

Permission name	Enterprise Beans Container policy
java.security.AllPermission	deny
java.awt.AWTPermission	deny
java.io.FilePermission	deny
java.net.NetPermission	deny
java.util.PropertyPermission	grant "*", "read" deny all other
java.lang.reflect.ReflectPermission	deny
java.lang.RuntimePermission	grant "queuePrintJob" grant "loadLibrary" deny all other
java.io.FilePermission	grant "*", "read,write" deny all other
java.lang.SecurityPermission	java.io.SerializablePermission
deny	deny
java.net.SocketPermission	grant "*", "connect" Note A deny all other

Notes:

[A] This permission is necessary, for example, to allow enterprise beans to use the client functionality

of the Java IDL and RMI-IIOP packages that are part of the Java SE platform.

Some containers may allow the Deployer to grant more, or fewer, permissions to the enterprise bean instances than specified in [Java SE Platform Security Policy for a Standard Enterprise Beans Container](#). Support for this is not required by the Enterprise Beans specification. Enterprise beans that rely on more or fewer permissions will not be portable across all Enterprise Beans containers.

16.3.1. Enterprise Beans Interfaces and Annotations Requirements

The container must implement the Enterprise Beans interfaces as defined in this specification.

The container must implement the semantics of the metadata annotations that are supported by Enterprise Beans API as defined by this specification.

The container must support the use of the Jakarta Persistence in conformance with the contracts defined in the *Jakarta Persistence* specification [2].

16.3.2. JNDI Requirements

At the minimum, the Enterprise Beans container must provide a JNDI API name space to the enterprise bean instances. The Enterprise Beans container must make the name space available to an instance when the instance invokes the `javax.naming.InitialContext` default (no-arg) constructor.

An Enterprise Beans container within an implementation of the Web Profile or the embeddable Enterprise Beans container, must make available the following objects in the name space:

- The local business interfaces of other enterprise beans.
- References to the no-interfaces view of other enterprise beans.
- UserTransaction objects
- EJBContext objects
- The resource factories used by the enterprise beans.
- The entity managers and entity manager factories used by the enterprise beans.
- TimerService objects for non-persistent timers

An Enterprise Beans container within an implementation of the Full Jakarta EE Platform must make available the following objects in the name space:

- All objects listed as available in the Web Profile.
- The remote business interfaces of other enterprise beans.
- The web service interfaces used by the enterprise beans.
- The home interfaces of other enterprise beans.
- ORB objects

- `TimerService` objects for persistent timers
- All enterprise beans deployed within the same `.war` file are presented with the same JNDI name space. In addition, all the instances of the same enterprise bean deployed within an `ejb-jar` file must be presented with the same JNDI API name space.

16.3.3. Jakarta Transactions API Requirements

The Enterprise Beans Container must include the Jakarta Transactions `jakarta.transaction` API.

The Enterprise Beans Container must provide the `jakarta.transaction.UserTransaction` interface to enterprise beans with bean-managed transaction demarcation by dependency injection, through the `jakarta.ejb.EJBContext` interface, and also in JNDI under the name `java:comp/UserTransaction`, in the cases required by the Enterprise Beans specification.

The Enterprise Beans Container must provide the `jakarta.transaction.TransactionSynchronizationRegistry` interface by dependency injection and in JNDI under the name `java:comp/TransactionSynchronizationRegistry`.

It is illegal to associate Jakarta Transactions transactional interceptors with Enterprise Beans. The Enterprise Beans Container should fail deployment of such applications.^[97]

The other Jakarta Transactions interfaces are low-level transaction manager and resource manager integration interfaces, and are not intended for direct use by enterprise beans.

16.3.4. JDBC™ API Requirements

The Enterprise Beans Container must include the JDBC `javax.sql` API and provide its functionality to the enterprise bean instances, with the exception of the low-level XA and connection pooling interfaces. These low-level interfaces are intended for integration of a JDBC driver with an application server, not for direct use by enterprise beans.

16.3.5. Jakarta Messaging API Requirements

An implementation requiring the full Enterprise Beans API must include the Jakarta Messaging 2.0 API and provide its functionality to the enterprise bean instances, with the exception of the low-level interfaces that are intended for integration of a Jakarta Messaging provider with an application server, not for direct use by enterprise beans. These interfaces include: `jakarta.jms.ServerSession`, `jakarta.jms.ServerSessionPool`, `jakarta.jms.ConnectionConsumer`, and all the `jakarta.jms` XA interfaces.

In addition, the following methods are for use by the container only. Enterprise beans must not call these methods:

```
jakarta.jms.Session.setMessageListener
jakarta.jms.Session.getMessageListener
jakarta.jms.Session.run
jakarta.jms.Connection.createConnectionConsumer
jakarta.jms.Connection.createSharedConnectionConsumer
jakarta.jms.Connection.createDurableConnectionConsumer
jakarta.jms.Connection.createSharedDurableConnectionConsumer
```

The following methods must not be called by enterprise beans because they may interfere with the connection management by the container:

```
jakarta.jms.Connection.setExceptionListener
jakarta.jms.Connection.stop
jakarta.jms.Connection.setClientID
jakarta.jms.JMSContext.setExceptionListener
jakarta.jms.JMSContext.stop
jakarta.jms.JMSContext.setClientID
```

Enterprise beans must not call the following methods:

```
jakarta.jms.MessageConsumer.setMessageListener
jakarta.jms.MessageConsumer.getMessageListener
jakarta.jms.JMSContext.setMessageListener
jakarta.jms.JMSContext.getMessageListener
```

An asynchronous send is not permitted in an enterprise bean. The following methods must therefore not be called by enterprise beans:

```
jakarta.jms.Session.send(Message message,
    CompletionListener completionListener)
jakarta.jms.Session.send(Message message, int deliveryMode,
    int priority, long timeToLive,
    CompletionListener completionListener)
jakarta.jms.Session.send(Destination destination, Message message,
    CompletionListener completionListener)
jakarta.jms.Session.send(Destination destination, Message message,
    int deliveryMode, int priority, long timeToLive,
    CompletionListener completionListener)
jakarta.jms.JMSProducer.setAsync
```

This specification recommends, but does not require, that the container throw the `jakarta.jms.JMSException` or a `jakarta.jms.JMSRuntimeException` (depending on the method signature) if

enterprise beans call any of the methods listed in this section.

16.3.6. Argument Passing Semantics

An enterprise bean's remote business interfaces and/or remote home and remote component interfaces are *remote interfaces* for Java RMI. The container must ensure the semantics for passing arguments conforms to Java RMI-IIOP. Non-remote objects must be passed by value.

Specifically, the Enterprise Beans container is not allowed to pass non-remote objects by reference on inter-Enterprise Beans invocations when the calling and called enterprise beans are collocated in the same JVM. Doing so could result in the multiple beans sharing the state of a Java object, which would break the enterprise bean's semantics. Any local optimizations of remote interface calls must ensure the semantics for passing arguments conforms to Java RMI-IIOP.

An enterprise bean's local business interfaces and/or local home and local interfaces are *local Java interfaces*. The caller and callee enterprise beans that make use of these local interfaces are typically collocated in the same JVM. The Enterprise Beans container must ensure the semantics for passing arguments across these interfaces conforms to the standard argument passing semantics of the Java programming language.

16.3.7. Other Requirements

The assertions contained in the Javadoc specification of the Enterprise Beans interfaces are required functionality and must be implemented by compliant containers.

[97] This restriction may be removed in a future release of this specification.

Chapter 17. Compatibility and Migration

This chapter addresses issues of compatibility and migration between Enterprise Beans 3.2 and earlier components and clients.

17.1. Support for Existing Applications

Existing Enterprise Beans 3.1 and earlier applications that do not include entity bean components and Jakarta XML RPC based web services endpoints ^[98] must be supported to run unchanged in Enterprise Beans 3.2 containers.

Full Enterprise Beans 3.2 implementations must support Enterprise Beans 1.1, Enterprise Beans 2.0, Enterprise Beans 2.1, Enterprise Beans 3.0, and Enterprise Beans 3.1 deployment descriptors for applications written to earlier versions of the Enterprise Beans specification. Enterprise Beans 3.2 Lite implementations must support Enterprise Beans 3.0, and Enterprise Beans 3.1 deployment descriptors for applications written to the Enterprise Beans 3.x versions of the Enterprise Beans specification.

17.2. Default Stateful Session Bean Concurrency Behavior

Prior versions of the Enterprise Beans specification allowed the container to choose the default behavior in the event of concurrent access attempts to a stateful session bean instance. This specification requires a default of serialized requests in the face of concurrency. This means by default clients will not receive the `jakarta.ejb.ConcurrentAccessException` when concurrent access occurs for a request. This should have minimal impact to correctly written applications since even with the prior behavior there was no guarantee of receiving such an exception due to the inherent race conditions. Applications wishing to receive an exception in the face of concurrency can request that behavior through newly defined metadata. See [Serializing Session Bean Methods](#) for more details.

17.3. Default Application Exception Subclassing Behavior

The Enterprise Beans 3.0 Specification was ambiguous with respect to whether the designation of an unchecked exception as an application exception applied to that exception's subclasses. The Enterprise Beans 3.1 specification clarified that, by default, the application exception designation is inherited by subclasses. Non-inheriting behavior may be specified by means of the `ApplicationException` annotation and/or the deployment descriptor. See [Application Exceptions](#) for more detail.

17.4. Interoperability of Enterprise Beans 3.2 and Earlier Components

This release of Enterprise Beans supports migration and interoperability among client and server components written to different versions of the Enterprise Beans APIs as described below.

17.4.1. Clients written to the Enterprise Beans 2.x APIs

An enterprise bean that is written to the Enterprise Beans 2.1 or earlier API release may be a client of components written to the Enterprise Beans 3.x API using the earlier Enterprise Beans APIs when deployed in an Enterprise Beans 3.x container.

Such an Enterprise Beans 2.1 or earlier client component does not need to be rewritten or recompiled to be a client of a component written to the Enterprise Beans 3.x API.

Such clients may access components written to the Enterprise Beans 3.x APIs and components written to the earlier Enterprise Beans APIs within the same transaction.

See [Adapting Enterprise Beans 3.x Session Beans to Earlier Client Views](#) for a discussion of the mechanisms that are used to enable components written to the Enterprise Beans 3.x API to be accessed and utilized by clients written to earlier versions of the Enterprise Beans specification.

17.4.2. Clients written to the Enterprise Beans 3.x API

A client written to the Enterprise Beans 3.x API may be a client of a component written to the Enterprise Beans 2.1 or earlier API.

Such clients may access components written to the Enterprise Beans 3.x APIs and components written to the earlier Enterprise Beans APIs within the same transaction.

Such clients access components written to the earlier Enterprise Beans APIs using the Enterprise Beans 2.1 client view home and component interfaces. The `Enterprise Beans` annotation (or the `ejb-ref` and `ejb-local-ref` deployment descriptor elements) may be used to specify the injection of home interfaces into components that are clients of beans written to the earlier Enterprise Beans client view.

17.4.3. Combined use of Enterprise Beans 2.x and Enterprise Beans 3.x persistence APIs

Enterprise Beans clients may access Jakarta Persistence entities and/or the EntityManager together with Enterprise Beans 2.x entity beans within the same transaction as well as within separate transactions.^[99]

17.5. Adapting Enterprise Beans 3.x Session Beans to Earlier Client Views

Clients written to the Enterprise Beans 2.1 and earlier client view depend upon the existence of a home and component interface.

A session bean written to the Enterprise Beans 3.x API may be adapted to such earlier preexisting client view interfaces.

The session bean designates the interfaces to be adapted by using the `RemoteHome` and `LocalHome` metadata annotations on the bean class (or equivalent deployment descriptor elements). The corresponding remote and local component interfaces are not explicitly specified when using these annotations. Rather, they are derived from the `Home` and `LocalHome` interfaces respectively.

When the client is deployed, the container classes that implement the Enterprise Beans 2.1 home and remote component interfaces (or local home and local component interfaces) referenced by the client must provide the implementation of the `jakarta.ejb.EJBHome` and `jakarta.ejb.EJBObject` interfaces (or the `jakarta.ejb.EJBLocalHome` and `jakarta.ejb.EJBLocalObject` interfaces) respectively.

In addition, the container implementation classes must implement the methods of the home and component interfaces to apply to the Enterprise Beans 3.x component being referenced as described below.

17.5.1. Stateless Session Beans

The invocation of the home `create()` method must return the corresponding local component interface or remote component interface of the bean. This may or may not cause the creation of the bean instance, depending on the container's implementation strategy. For example, the container may preallocate bean instances (e.g., in a pooling strategy) or may defer the creation of the bean instance until the first invocation of a business method on the bean class. When the bean instance is created, the container invokes the `setSessionContext` method, if any, performs any other dependency injection, and invokes the `PostConstruct` lifecycle callback methods, if any, as specified in [Session Bean Creation](#).

It is likewise implementation-dependent as to whether the invocation of the `EJBHome remove(Handle)` or `EJBObject` or `EJBLocalObject remove()` methods causes the immediate removal of the bean instance, depending on the container's implementation strategy. When the bean instance is removed, the `PreDestroy` callback methods, if any, are invoked, as specified in [Stateless Session Bean Lifecycle State Diagram](#)

The invocations of the business methods of the component interface are delegated to the bean class.

17.5.2. Stateful Session Beans

The invocation of the home `create<METHOD>()` method causes construction of the bean instance, invocation of the `PostConstruct` lifecycle callbacks, if any, and invocation of the matching `Init` method,

and returns the corresponding local component interface or remote component interface of the bean. Invocations of the `PostConstruct` lifecycle callback methods occur in a transaction context determined by the methods' transaction attributes, if any.

The invocation of the `EJBHome remove(Handle)` or the `EJBObject` or `EJBLocalObject remove()` method causes the invocation of the `PreDestroy` lifecycle callback method(s), if any, and removal of the bean instance, as described in [Stateful Session Bean Removal](#). Invocation of the `PreDestroy` lifecycle callback methods occur in a transaction context determined by the methods' transaction attributes, if any.

The invocations of the business methods of the component interface are delegated to the bean class.

The `Init` annotation is used to specify the correspondence of a method on the bean class with a `create<METHOD>` method of the adapted `EJBHome` and/or adapted `EJBLocalHome` interface. The result type of such an `Init` method is required to be void, and its parameter types must be exactly the same as those of the referenced `create<METHOD>` method.

[98] See [Pruning the Enterprise Beans API](#).

[99] In general, the same database data should not be accessed by both Jakarta Persistence entities and Enterprise Beans 2.x entities within the same application: behavior is unspecified if data aliasing occurs.

Chapter 18. Embeddable Usage

The embeddable API is designed to support the execution of Enterprise Beans applications within a Java SE environment only. Use of the `jakarta.ejb.embeddable` package is not allowed from an application running in a Jakarta EE environment. Unlike traditional Jakarta EE server-based execution, embeddable usage allows client code and its corresponding enterprise beans to run within the same JVM and class loader. This provides better support for testing, offline processing (e.g. batch), and the use of the Enterprise Beans programming model in desktop applications.

Support for the embeddable API is not required. However, any product that supports the embeddable API must adhere to the requirements of this specification.

18.1. Overview

Embeddable usage requirements allow client code to instantiate an Enterprise Beans container that runs within its own JVM and classloader. The client uses a specification-defined bootstrapping API to start the embeddable Enterprise Beans container and identify the set of enterprise bean components for execution.

The embeddable Enterprise Beans container provides a managed environment with support for the same basic services that exist within a Jakarta EE runtime: injection, access to a component environment, container-managed transactions, etc. In general, enterprise bean components are unaware of the kind of managed environment in which they are running. This allows maximum reusability of enterprise components across a wide range of testing and deployment scenarios without significant rework.

18.2. Bootstrapping API

The embeddable Enterprise Beans container is instantiated using a bootstrapping API defined within the `jakarta.ejb` package. By default, the embeddable container uses the JVM class path to scan for the enterprise bean modules to be initialized. The client can override this behavior during setup by specifying an alternative set of target modules.

18.2.1. EJBContainer

The `jakarta.ejb.embeddable.EJBContainer` abstract class represents an instance of an embeddable container. It contains factory methods for creating a container instance. The client initializes a new embeddable container by calling the `createEJBContainer` method of the `jakarta.ejb.embeddable.EJBContainer` class.

For example,

```
EJBContainer ec = EJBContainer.createEJBContainer();
```

By default, the embeddable container searches the JVM classpath (the value of the Java System property `java.class.path`) to find the set of Enterprise Beans modules for initialization. A classpath entry is considered a matching entry if it meets one of the following criteria:

- It is an `ejb-jar` according to the standard module-type identification rules defined by the Jakarta EE platform specification
- It is a directory containing a `META-INF/ejb-jar.xml` file or at least one `.class` file with an enterprise bean component-defining annotation

Each such matching entry is considered an Enterprise Beans module within the same application.^[100]

If an `ejb-jar.xml` file is present the `module-name` element defines the module name. Otherwise, for `ejb-jar` files, the module name is the unqualified file name excluding the `.jar` extension, and for directories the module name is the unqualified name of the directory (the last name in the pathname's name sequence). The embeddable container is not required to support more than one matching entry with the same module name.

An alternative form of the `createEJBContainer` method provides a set of properties for customizing the embeddable container creation:

```
jakarta.ejb.embeddable.EJBContainer createEJBContainer(Map<?, ?> properties)
```

This specification reserves the prefix `jakarta.ejb.` for standard property names. It is expected that embeddable Container Providers will define their own properties as well.

For example, given the following `java` command and assuming that `foo.jar` and `bar.jar` are both valid `ejb-jar` files,

```
java -classpath foo.jar:bar.jar:vendor-rt.jar:client.jar com.acme.Client
```

the following will result in only the `bar.jar` module being initialized by the container:

```
Properties props = new Properties();
props.setProperty(EJBContainer.MODULES, "bar");

EJBContainer ec = EJBContainer.createEJBContainer(props);
```

An embeddable Container Provider is permitted to require that a preprocessing or tooling step be performed on the application modules prior to JVM initialization.

After identifying the set of matching modules, the embeddable container commences application initialization. Any singleton session beans configured for eager initialization will be initialized at this point. When the `createEJBContainer` method returns successfully, the client can access the client view

of any enterprise bean in the application.

Enterprise beans running within the embeddable container are loaded using the context class loader active on the thread at the time that the `createEJBContainer` method is called.

18.2.2. Standard Initialization Properties

The following embeddable container initialization properties are required to be supported by all embeddable Container Providers.

18.2.2.1. `jakarta.ejb.embeddable.provider`

This property holds a String value that specifies the fully-qualified name of an embeddable container provider class corresponding to the embeddable container implementation that should be used for this application.

The property name is defined as `EJBContainer.PROVIDER`.

18.2.2.2. `jakarta.ejb.embeddable.modules`

This property is used to explicitly specify the module(s) to be initialized. It can refer to modules that are included in the JVM classpath or to modules outside the JVM classpath.

If the target modules are part of the classpath, this property holds either a single module name (of type `java.lang.String`) or an array of module names (of type `java.lang.String[]`). For each specified module name, the container searches the class path for the first eligible `ejb-jar` file or directory whose corresponding module name matches the given name. All specified modules must match an entry in the classpath.

If the target modules are outside of the classpath, this property holds either a single `java.io.File` object or an array of `java.io.File` objects, where each file object refers to either an `ejb-jar` file or an exploded `ejb-jar` directory in the format listed above. Note that in this case it is the responsibility of the caller to ensure that the context class loader has visibility to the classes required by these modules.

The property name is defined as `EJBContainer.MODULES`.

18.2.2.3. `jakarta.ejb.embeddable.appName`

This property specifies an application name for the Enterprise Beans modules executing within the embeddable container. If specified, the property value applies to the `<app-name>` portion of the portable global JNDI name syntax. It is recommended that this property be set whenever an embeddable container is executed with more than one Enterprise Beans module.

The property name is defined as `EJBContainer.APP_NAME`.

18.2.3. Looking Up Session Bean References

The `EJBContainer` instance can be used to retrieve a `javax.naming.Context` object that supports the lookup of client references to session beans running within the embeddable container. Session bean references are identified using the portable “java:global/” JNDI name syntax defined in section [Access in the Global JNDI Namespace](#).

A client retrieves a `Context` object using the following `EJBContainer` method:

```
javax.naming.Context EJBContainer.getContext();
```

The following example illustrates the lookup of a `FooLocal` local business interface of a session bean with `ejb-name FooBean` in the `ejb-jar foo.jar`:

```
Context ctx = ec.getContext();  
  
FooLocal foo = (FooLocal) ctx.lookup("java:global/foo/FooBean");
```

18.2.4. Embeddable Container Shutdown

To shut down an embeddable container instance and its associated application, the client may call the `EJBContainer.close()` method or, because the `EJBContainer` class implements the `java.lang.AutoCloseable` interface, the client may close the container implicitly by using the `try-with-resources` statement when acquiring the `EJBContainer` instance.

The client is not required to call `close()` or use the `try-with-resources` statement, but their use is recommended for optimal resource cleanup, especially in the case when the application lifetime is shorter than the lifetime of the enclosing JVM.

During the implicit or explicit processing of the `close()` method, the embeddable container:

- cancels all non-persistent timers
- cancels all pending asynchronous invocations
- calls the `PreDestroy` methods of any singleton session bean instances in the application

An embeddable Container Provider is only required to support one active embeddable Enterprise Beans container at a time per JVM. Attempts to concurrently create multiple active embeddable Enterprise Beans containers may result in a container initialization error.

18.3. Embeddable Container Provider’s Responsibilities

This section describes the responsibilities of the embeddable Container Provider to support an embeddable container environment.

18.3.1. Runtime Environment

Except for the packaging requirements, the embeddable Container Provider is required to support the Enterprise Beans Lite group of the Enterprise Beans API within an embeddable container environment. See [EJBContainer](#) for the packaging requirements. An embeddable Container Provider may additionally support other Enterprise Beans API groups within an embeddable container environment. See [Enterprise Beans Lite and Other Enterprise Beans API Groups](#) for more details.

18.3.2. Naming Lookups

The embeddable Container Provider is required to support naming lookups of the local and no-interface views of any session beans defined to run within the embeddable container. Naming entries for these enterprise beans must conform to the portable global JNDI name requirements in [Access in the Global JNDI Namespace](#).

18.3.3. Embeddable Container Bootstrapping

An embeddable Container Provider implementation must act as a service provider by supplying a service provider configuration file as described in the JAR File Specification [32].

The service provider configuration file serves to export the embeddable container implementation class to the `EJBContainer` bootstrap class, positioning itself as a candidate for instantiation.

The embeddable Container Provider supplies the provider configuration file by creating a text file named `jakarta.ejb.spi.EJBContainerProvider` and placing it in the `META-INF/services` directory of one of its JAR files. The contents of the file must be the name of the embeddable Container Provider implementation class of the `jakarta.ejb.spi.EJBContainerProvider` interface.

Example:

An embeddable Container Provider creates a JAR called `acme.jar` that contains its embeddable container implementation. The JAR includes the provider configuration file:

```
acme.jar
META-INF/services/jakarta.ejb.spi.EJBContainerProvider
com/acme/EJBContainerProvider.class
...
```

The contents of the `META-INF/services/jakarta.ejb.spi.EJBContainerProvider` file is nothing more than the name of the implementation class: `com.acme.EJBContainerProvider`.

The `EJBContainer` bootstrap class will locate all of the embeddable Container Providers by their provider configuration files and call the `EJBContainerProvider.createEJBContainer(Map<?, ?>)` method on them in turn until an appropriate backing provider returns an `EJBContainer` instance. A provider may deem itself as appropriate for the embeddable application if any of the following are true:

-
- The `jakarta.ejb.embeddable.provider` property was included in the Map passed to the `createEJBContainer` method and the value of the property is the provider's implementation class.
 - No `jakarta.ejb.embeddable.provider` property was specified.

If a provider does not qualify as the provider for the embeddable application, it must return `null` when `createEJBContainer` is invoked on it.

18.3.4. Concrete `jakarta.ejb.embeddable.EJBContainer` Implementation Class

The embeddable Container Provider is required to provide a subclass of the `jakarta.ejb.embeddable.EJBContainer` class. The following are the requirements for this class:

- The class must be defined as public and must not be abstract
- The class must extend either directly or indirectly the class `jakarta.ejb.embeddable.EJBContainer`
- The class must provide implementations of the following `jakarta.ejb.embeddable.EJBContainer` methods:
 - `getContext()`
 - `close()`

[100] Support for more than one module is required for a Full Jakarta EE platform product. Multi-module support is only required for Jakarta EE profiles that require support for `.ear` files.

Chapter 19. Responsibilities of Enterprise Beans Roles

This chapter provides the summary of the responsibilities of each Enterprise Beans Role.

19.1. Bean Provider's Responsibilities

This section highlights the requirements for the Bean Provider. Meeting these requirements is necessary to ensure that the enterprise beans developed by the Bean Provider can be deployed in all compliant Enterprise Beans containers.

19.1.1. API Requirements

The enterprise beans must meet all the API requirements defined in the individual chapters of this document.

19.1.2. Packaging Requirements

The Bean Provider is responsible for packaging the enterprise beans in an `ejb-jar` file or `.war` file in the format described in [Packaging](#).

The deployment descriptor, if present, must conform to the requirements of [Deployment Descriptor](#).

19.2. Application Assembler's Responsibilities

The requirements for the Application Assembler are in defined in [Deployment Descriptor](#) and [Packaging](#).

19.3. Container Provider's Responsibilities

The Container Provider is responsible for providing the deployment tools used by the Deployer to deploy enterprise beans packaged in the `ejb-jar` file. The requirements for the deployment tools are defined in the individual chapters of this document.

The Container Provider is responsible for implementing its part of the Enterprise Beans contracts and its part of the contracts described in *Jakarta Persistence* specification [2], and for providing all the runtime services described in the individual chapters of this document.

19.4. Deployer's Responsibilities

The Deployer uses the deployment tools provided by the Container Provider to deploy `ejb-jar` files or `.war` files produced by the Bean Providers and Application Assemblers.

The individual chapters of this document describe the responsibilities of the Deployer in more detail.

19.5. System Administrator's Responsibilities

The System Administrator is responsible for configuring the Enterprise Beans container and server, setting up security management, integrating resource managers with the Enterprise Beans container, and runtime monitoring of deployed enterprise beans applications.

The individual chapters of this document describe the responsibilities of the System Administrator in more detail.

19.6. Client Programmer's Responsibilities

The Enterprise Beans client programmer writes applications that access enterprise beans via their business interfaces, via their no-interface view, via their web service client view, or via messages, or view their home and component interfaces.

Related Documents

- [1] Jakarta Enterprise Beans, Core Features 3.2. (this specification) <https://jakarta.ee/specifications/enterprise-beans/3.2/>.
- [2] Jakarta Persistence 2.2. <https://jakarta.ee/specifications/persistence/2.2/>.
- [3] Enterprise JavaBeans™, version 2. (EJB 2.1). <http://www.oracle.com/technetwork/java/javaee/ejb/index.html>.
- [4] JavaBeans™. <http://www.oracle.com/technetwork/java/javase/tech/index-jsp-138795.html>.
- [5] Java™ Naming and Directory Interface 1.2 Specification (JNDI). <http://docs.oracle.com/javase/7/docs/technotes/guides/jndi/index.html>.
- [6] Java Remote Method Invocation (RMI). <http://docs.oracle.com/javase/7/docs/technotes/guides/rmi/>.
- [7] Java™ Security. <http://www.oracle.com/technetwork/java/javase/tech/index-jsp-136007.html>.
- [8] Jakarta Transactions 1.3. <https://jakarta.ee/specifications/transactions/1.3/>.
- [9] Java™ Transaction Service, version 1.0 (JTS). <http://www.oracle.com/technetwork/java/javaee/jts-spec095-1508547.pdf>.
- [10] IDL To Java™ Language Mapping Specification. <http://www.omg.org/cgi-bin/doc?ptc/2000-01-08>.
- [11] Transaction Service Specification (OTS). <http://www.omg.org/cgi-bin/doc?ptc/2001-11-03>.
- [12] Jakarta EE Platform 8. <https://jakarta.ee/specifications/platform/8/>.
- [13] Jakarta Messaging 2.0. <https://jakarta.ee/specifications/messaging/2.0/>.
- [14] Jakarta Connectors 1.7. <https://jakarta.ee/specifications/connectors/1.7/>.
- [15] Enterprise JavaBeans™ to CORBA Mapping v1.1. <http://www.oracle.com/technetwork/java/javaee/ejb/index.html>.
- [16] CORBA 2.3.1 Specification. <http://www.omg.org/cgi-bin/doc?formal/99-10-07>.
- [17] CORBA Naming Service. <http://www.omg.org/spec/NAM/>.
- [18] Interoperable Name Service FTF document. <http://www.omg.org/cgi-bin/doc?ptc/00-08-07>.
- [19] RFC 2246: The TLS Protocol. <ftp://ftp.isi.edu/in-notes/rfc2246.txt>.
- [20] RFC 2712: Addition of Kerberos Cipher Suites to Transport Layer Security. <ftp://ftp.isi.edu/in-notes/rfc2712.txt>.
- [21] The SSL Protocol Version 3.0. <http://tools.ietf.org/html/rfc6101>.
- [22] Common Secure Interoperability Version 2 Final Available Specification. <http://www.omg.org/cgi-bin/doc?ptc/2001-06-17>.
- [23] Database Language SQL. ANSI X3.135-1992 or ISO/IEC 9075:1992.
- [24] Jakarta XML RPC 1.1. <https://jakarta.ee/specifications/xml-rpc/1.1/>.
- [25] Web Services Description Language (WSDL) 1.1. <http://www.w3.org/TR/wsdl>.

-
- [26] W3C: SOAP 1.2. <http://www.w3.org/TR/SOAP/>.
 - [27] The Java Virtual Machine Specification.
 - [28] JDBC™ 4.1 API (JDBC specification). <http://jcp.org/en/jsr/detail?id=221>.
 - [29] Jakarta Web Services Metadata 2.1. <https://jakarta.ee/specifications/web-services-metadata/2.1/>.
 - [30] Jakarta Enterprise Web Services 1.4. <https://jakarta.ee/specifications/enterprise-ws/1.4/>
 - [31] Jakarta XML Web Services 2.3. <https://jakarta.ee/specifications/xml-web-services/2.3/>
 - [32] JAR File Specification, <http://docs.oracle.com/javase/7/docs/technotes/guides/jar/jar.html>.
 - [33] Java™ Platform, Standard Edition, v7 API Specification (Java SE). <http://docs.oracle.com/javase/7/docs/api/index.html>.
 - [34] Enterprise JavaBeans™, version 3.0. (EJB 3.0). <http://www.oracle.com/technetwork/java/javaee/ejb/index.html>.
 - [35] List of zoneinfo time zones: http://en.wikipedia.org/wiki/List_of_tz_zones.
 - [36] Jakarta Managed Beans 1.0. <https://jakarta.ee/specifications/managedbeans/1.0/>.
 - [37] Jakarta Interceptors 1.2. <https://jakarta.ee/specifications/interceptors/1.2/>.
 - [38] Jakarta Context Dependency Injection 2.0 <https://jakarta.ee/specifications/cdi/2.0/>.
 - [39] Jakarta RESTful Web Services 2.1 <https://jakarta.ee/specifications/restful-ws/2.1/>.
 - [40] Jakarta Enterprise Beans, Optional Features 3.2 <https://jakarta.ee/specifications/enterprise-beans/3.2/>.
 - [41] Enterprise JavaBeans™, version 3.1. (EJB 3.1). <http://jcp.org/en/jsr/detail?id=318>.

Appendix A: Revision History

This appendix lists the significant changes that have been made to this document during the development of the EJB 3.2 Specification.

A.1. Early Draft 1

[See Introduction](#)

Update in preparation for EJB 3.2.

Minor editorial changes.

[See Overview](#)

Removed Persistence Provider role, as Java Persistence is now a separate specification

Rewrote Pruning section to reflect the EJB features which are being made optional in the EJB 3.2 release. Added references to the new EJB Optional Features document [See EJB 3.2 Optional Features](#).

Minor editorial changes.

[See Client View of a Session Bean](#)

Reorganized section [See Overview](#).

Clarified terminology used in the document when reference to client view interfaces in section [See Local, Remote, and Web Service Client Views](#).

Reorganization of sections [See Remote Clients](#), [See Local Clients](#), [See Web Service Clients](#).

Relocated Object Identity discussion into section [See Object Identity](#).

Moved section 3.5.2 to the EJB Optional Features document [See EJB 3.2 Optional](#) and removed references to JAX-RPC API and entity beans.

Minor editorial changes.

[See Session Bean Component Contract](#)

Added caveat about javax.mail.Session object and stateful session bean passivation to section [See Instance Passivation and Conversational State](#).

Flagged open issues in sections [See The SessionContext Interface](#), [See The SessionBean Interface](#), [See The Session Synchronization Notifications for Stateful Session Beans](#), [See Stateful Session Bean Removal](#), [See java:module](#), [See Operations Allowed in the Methods of a Stateful Session Bean Class](#) (two issues), [See Stateless Session Beans](#), [See Operations Allowed in the Methods of a Stateless Session Bean](#)

Class,

Removed references to JAX-RPC API and entity beans. Moved most of the section 4.9.13 to the EJB Optional Features document [See EJB 3.2 Optional](#)

Minor editorial changes and reorganization

[See Message-Driven Bean Component Contract](#)

Minor editorial changes.

Flagged open issue in section [See The MessageDrivenContext Interface](#).

[See Persistence](#)

Noticed optionality of support for EJB 2.1 and 1.1 entity beans and EJB QL 1.1 and added references to the corresponding chapters of the EJB Optional Features document [See EJB 3.2 Optional Features](#).

[See Interceptors](#)

Minor editorial changes only.

[See Support for Transactions](#)

Moved text related to the entity beans to the EJB Optional Features document [See EJB 3.2 Optional Features](#) <http://jcp.org/en/jsr/detail?id=345>.

Flagged issues in sections [See Enterprise Beans Using Bean-Managed Transaction Demarcation](#), [See Specification of the Transaction Attributes for a Bean's Methods](#), [See Use of the container-transaction element](#)

Miscellaneous minor editorial changes.

[See Exception Handling](#)

Moved sections 14.2.2.1 and 14.3.8 to the EJB Optional Features document [See EJB 3.2](#), removed references to the JAX-RPC web service endpoint interface and to the entity beans.

Minor editorial changes.

[See Support for Distributed Interoperability](#)

Removed references to the JAX-RPC web service endpoint interface and to the entity beans.

Editorial changes.

[See Enterprise Bean Environment](#)

Mostly editorial changes

Corrected missing references to no-interface view

Minor expansion to description in section [See Bean Provider's Responsibilities](#)

Removed references to the entity beans and replaced entity bean type with a session bean in examples in sections [See Declaration of EJB References in Deployment Descriptor](#) and [See Application Assembler's Responsibilities](#).

Cleaned up section [See Application Assembler's Responsibilities](#) in attempt to clarify the use and syntax of the ejb-link element. These changes require further review.

Tried to cleanup section [See Deployer's Responsibility](#). This is flagged for further review.

[See Security Management](#)

Mostly editorial changes

Removed references to the entity beans

Corrected missing reference to no-interface view in section [See Responsibilities of the Bean Provider and/or Application Assembler](#) and to business interfaces in section [See Audit Trail](#)

[See Timer Service](#)

Added clarifications to section [See Bean Provider's View of the Timer Service](#)

Removed references to the EJB 2.x entity beans and moved section 18.4.5 to the EJB Optional Features document [See EJB 3.2 Optional Features](#)

Flagged a number of open issues and tried to clarify. These require review/discussion.

[See Deployment Descriptor](#)

Added a note that entity beans elements are described in the EJB Optional Features document [See EJB 3.2 Optional Features](#). Moved description of the persistence related elements to the new document. Removed references to the entity beans where possible.

Open issues for difficult to parse paragraphs in sections [See Bean Provider's Responsibilities](#) (for no-interface view) and [See Application Assembler's Responsibility](#) (first paragraph).

Miscellaneous editorial changes.

[See Packaging](#)

Rewrote to better clarify intended semantics

Removed references to the entity beans and moved sections 20.4.5 and 20.4.6 to the EJB Optional Features document [See EJB 3.2 Optional Features](#)

Flagged a number of open issues. See section [See Enterprise Beans Packaged in a .war file](#), [See Visibility of the Local Client View](#), [See The Client View and the ejb-client JAR File](#), [See Requirements for Clients](#).

[See Runtime Environment](#)

Section [See EJB Interfaces and Annotations Requirements](#). Reinstated requirements around JPA contracts.

Miscellaneous editorial changes.

[See Embeddable Usage](#)

Miscellaneous editorial changes.

Flagged a couple of open issues related to requirements on the container in section [See Embeddable Container Bootstrapping](#).

[See Responsibilities of EJB Roles](#)

Removed reference to Persistence Provider role.

Original Chapter 7, “Client View of an EJB 2.1 Entity Bean”

Moved to the EJB Optional Features document [See EJB 3.2 Optional Features](#)

Original Chapter 8, “EJB 2.1 Entity Bean Component Contract for Container-Managed Persistence”

Moved to the EJB Optional Features document [See EJB 3.2 Optional Features](#)

Original Chapter 9, “EJB QL: EJB 2.1 Query Language for Container-Managed Persistence Query Methods”

Moved to the EJB Optional Features document [See EJB 3.2 Optional Features](#)

Original Chapter 10, “EJB 2.1 Entity Bean Component Contract for Bean-Managed Persistence”

Moved to the EJB Optional Features document [See EJB 3.2 Optional Features](#)

Original Chapter 11, “EJB 1.1 Entity Bean Component Contract for Container-Managed Persistence”

Moved to the EJB Optional Features document [See EJB 3.2 Optional Features](#)

A.2. Early Draft 2

[See Introduction](#)

Added expert group members of JSR-345

Updated section [See What is New in This Release](#)

Fixed typo

[See Overview](#)

Clarified Application Assembler role

[See Session Bean Component Contract](#)

Minor editorial changes

Clarified *getContextData* method

Resolved that PostConstruct callback method can be exposed as a business method

Clarified when *wasCancelCalled* method can be called

Clarify usage of *getBusinessObject* method in sections [See The SessionContext Interface](#)

Replaced “common bean state” with “bean instance variables”

Clarified that if a singleton session bean fails to initialize, attempted invocations on the singleton session bean result in an the `javax.ejb.NoSuchEJBException` exception

Clarified that at most one `afterBegin`, `beforeCompletion`, `afterCompletion` method can be used for a bean

Clarified that if there are multiple remove methods, their `retainIfException` values can differ

Removed clarification request from section [See The SessionBean Interface](#), last paragraph as the text seems clear to the EG

New: Added support for the lifecycle callback interceptor methods of stateful session beans to execute in a transaction context determined by the bean’s transaction management type and any applicable transaction attribute

New: Added *getRollbackOnly* and *setRollbackOnly* to permitted operations in lifecycle callback interceptor methods with container-managed transaction demarcation in [See Operations Allowed in the Methods of a Stateful Session Bean](#)

Renamed section [See Stateful Session Beans](#) to be consistent with those for stateless and singleton session beans

[See Message-Driven Bean Component Contract](#)

Clarified *getContextData* method

Minor editorial changes

[See Interceptors](#)

Clarified *getContextData* method

Minor editorial changes

New: Added support for the lifecycle callback interceptor methods of stateful session beans to execute in a transaction context determined by the bean's transaction management type and any applicable transaction attribute

[See Support for Transactions](#)

Minor editorial changes

Clarified that the bean-managed transaction must be completed before the last `AroundInvoke` interceptor method completes

Confirmed that no further clarification is necessary for the singleton session bean `PostConstruct` and `PreDestroy` bullet item

Added singleton `PostConstruct` and `PreDestroy` methods to the list of methods which can use container-transaction element to define the transaction attributes

New: Added support for the lifecycle callback interceptor methods of stateful session beans to execute in a transaction context determined by the bean's transaction management type and any applicable transaction attribute

[See Exception Handling](#)

Clarified class hierarchy rules for an application exception

Clarified how application exception is defined

New: Added support for the lifecycle callback interceptor methods of stateful session beans to execute in a transaction context determined by the bean's transaction management type and any applicable transaction attribute

[See Enterprise Bean Environment](#)

Minor editorial changes

No further clarifications needed in the module name description

No further clarifications needed in section [See Deployer's Responsibility](#) Deployer role

Fixed the list of valid Java types for environment entry values to match Java EE Specification

[See Timer Service](#)

Minor editorial changes

Clarified EJB timers creation and expiration in regards to the number of JVM instances

Clarified the case when the `dayOfMonth` attribute has a non-wildcard value and the `dayOfWeek` attribute has a non-wildcard value

Added a note that the “5th” is the highest ordinal number allowed as the value for the `dayOfMonth`

Clarified that the `getTimers` method returns all active timers associated with the bean

Clarified that the timeout callback method for the programmatically-created timers can also be associated with the same method as automatically-created timers

Clarified use of `method-param` of the `timeout-method` element for matching the timeout methods in the bean class

Removed reference to automatically created timers from the rule about invoking a no-arg timeout callback method

Clarified bean class rules for programmatically created timers

[See Deployment Descriptor](#)

Clarified the text on how the Application Assembler assembles enterprise beans into deployment units.

Confirmed that the new text about Enterprise bean’s no-interface view is correct

Minor editorial changes

[See Packaging](#)

Added a note that a `.war` file may contain enterprise bean classes in a combination of classes within the `WEB-INF/classes` directory and one or more jar files within the `WEB-INF/lib` directory

Confirmed that text describing visibility of the local client view and client view is correct

Confirmed that the requirements for the jar file that contains the client are correct

Minor editorial changes

[See Runtime Environment](#)

Minor editorial changes

Clarified the lists under JNDI requirements on how they apply to the Full Java EE Platform and the Web Profile and the embeddable EJB container

New: Added 2.x Local Home/Component to [See EJB API Groups](#)

New: Added asynchronous session bean invocations and non-persistent EJB Timer Service support to EJB Lite and [See EJB API Groups](#)

New: Removed restriction to obtain the current class loader; changed ‘must not’ to ‘should exercise caution’ when using the Java I/O package

New: Changed the statement in section [See Stateful Session Beans](#) about transaction context of invocation of the PostConstruct lifecycle callbacks and *Init* method to be determined by the bean’s transaction management type and any applicable transaction attribute.

[See Embeddable Usage](#)

Clarified that A Container Provider implementation must act as a service provider

Appendix B, “Open Issues and To-Do Items” (removed)

[Moved all non-resolved open issues to JIRA \(http://java.net/jira/browse/EJB_SPEC\)](#)

A.3. Public Review Draft 1 & 2

[See Introduction](#)

Updated the rule: the lifecycle callback interceptor methods of stateful session beans can be executed in a transaction context determined by the lifecycle callback method’s transaction attribute

Updated "What is New in This Release"

[See Overview](#)

Minor editorial changes

[See Client View of a Session Bean](#)

Excluded methods defined on the java.lang.Object class from the no-interface view

[See Session Bean Component Contract](#)

Excluded methods defined on the java.lang.Object class from the no-interface view

Removed section on javax.ejb.embeddable.appName as it is a duplicate of the section in [See Embeddable Usage](#)

Specified javax.xml.ws.handler.MessageContext instead of a non-deterministic MessageContext

Updated the rule: the lifecycle callback interceptor methods of stateful session beans can be executed in a transaction context determined by the lifecycle callback method’s transaction attribute

Updated the rule: only transaction attributes REQUIRES_NEW or NOT_SUPPORTED (RequiresNew or

NotSupported if the deployment descriptor is used) are permitted for lifecycle callback interceptor methods of stateful session beans

Restored the rule: invocation of the Init method of stateful session beans occurs in an unspecified transaction context

New: Added support for not passivation capable stateful session beans

New: Specified the relaxed default rules for designating implemented interfaces for a session bean as local or as remote business interfaces

[See Message-Driven Bean Component Contract](#)

Minor editorial changes

[See Support for Transactions](#)

Editorial changes in examples

Specified transaction completion rules for BMT beans when AroundInvoke interceptor methods are applied to a business method, or AroundTimeout interceptor methods are applied to a timeout callback method

Updated the rule: the lifecycle callback interceptor methods of stateful session beans to be executed in a transaction context determined by the lifecycle callback method's transaction attribute

Updated the rule: only transaction attributes REQUIRES_NEW or NOT_SUPPORTED (RequiresNew or NotSupported if the deployment descriptor is used) are permitted for lifecycle callback interceptor methods of stateful session beans

Clarified use of the container-transaction element. Added singleton PostConstruct and PreDestroy methods and listed limitations of using stateful session bean PostConstruct, PreDestroy, PrePassivate or PostActivate methods as the methods which can use container-transaction element to define the transaction attributes

[See Enterprise Bean Environment](#)

Added details about elements of the EJB annotation

[See Timer Service](#)

Added *getAllTimers* method

[See Deployment Descriptor](#)

Minor editorial changes

[See Packaging](#)

Minor editorial changes

[See Runtime Environment](#)

Removed embeddable API from the required contents of EJB Lite and Full EJB API

Removed reference to the embeddable EJB container from the list of objects that EJB container must make available within an implementation of the Full Java EE Platform

Updated the rule: invocation of the PostConstruct and PreDestroy lifecycle callbacks methods of stateful session beans occurs in a transaction context determined by the method's transaction attribute, if any.

Restored the rule: invocation of the Init method of stateful session beans with container-managed transaction occurs in an unspecified transaction context

[See Compatibility and Migration](#)

Created a separate chapter out of subsection

[See Embeddable Usage](#)

Clarified that the embeddable EJB container is to be used only within a Java SE environment

Clarified that Container Provider refers to embeddable Container Provider

Fixed typo in the EJBContainer package

[See Revision History](#)

Rearranged history with the latest changes being at the end

A.4. Public Review Draft 3

[See Introduction](#)

Updated the rule: only local asynchronous session bean invocations are supported in EJB Lite

[See Session Bean Component Contract](#)

Specified that the SessionContext object in a the singleton session bean is thread-safe

[See Message-Driven Bean Component Contract](#)

Added descriptions of the new standard activation properties for JMS message-driven beans

Rearranged subsections on JMS message-driven beans under a single section

Added requirements for the container provider to publish the name which uniquely identifies the

deployed MDB in the JNDI naming context under `java:comp/uniqueMDBName`

Noted that the *MessageDriven* annotation is a component-defining annotation

[See Enterprise Bean Environment](#)

Specified that the `SessionContext` object in a the singleton session bean is thread-safe

[See Timer Service](#)

Clarified EJB timers distribution and failover rules apply only to persistent timers

Clarified that non-persistent timers returned by `getTimers` and `getAllTimers` methods are from the same JVM as the caller

[See Deployment Descriptor](#)

Explicitly listed the component-defining annotations

[See Runtime Environment](#)

Updated the rule: only local asynchronous session bean invocations are supported in EJB Lite

Clarified that “Local” view in EJB Lite means “Local business interface” view

Synchronized permissions in the Table [See Java 2 Platform Security Policy for a Standard EJB Container](#) with the permissions listed for the EJB Components in the Java EE Platform Specification [See Java™ Platform](#) Table EE.6-2.

[See Compatibility and Migration](#)

Fixed typos and section numbering (left over after moving it to its own chapter)

Noted that only 3.0 and 3.1 deployment descriptors are required to be supported in EJB Lite for prior versions of the applications

[See Embeddable Usage](#)

Noted that during the processing of the `close()` method, the embeddable container cancels all pending asynchronous invocations and non-persistent timers

[See Related Documents](#)

Updated to the latest versions of the related documents

[See Public Review Draft 1 & 2](#)

Marked that the changes reflect combined changes in version 1 and 2

A.5. Public Review Draft 4

[See Introduction](#)

Updated "What is New in This Release"

Removed Interceptors specification from the section [See Organization of the Specification Documents](#)

Minor editorial changes

[See Overview](#)

Added section on relationship to the CDI Specification

Minor editorial changes

[See Client View of a Session Bean](#)

Minor editorial changes

[See Session Bean Component Contract](#)

Added a note on failover support being undefined for not passivation capable stateful session beans

Noted the a bean class may declare a constructor using Inject annotation in addition to a no-arg constructor, if it is a CDI-enabled bean

Noted that a container can invoke the *PreDestroy* method on the instance without a client call to remove the session object when the context to which the CDI-enabled bean instance belongs to is destroyed

Reworded section [See Session Bean's Business Interface](#)

Added a footnote to "Operation Allowed" tables on lifecycle callback method treated like a business method if called through a business interface or a no-interface view

Replace restriction on asynchronous business methods exposed through the component and web service client views, with the statement that support is not required.

Added a note that concurrency management type CONTAINER may be specified for stateful session beans, but doing so has no impact on the semantics of concurrency management for such beans.

Minor editorial changes

[See Message-Driven Bean Component Contract](#)

Removed requirements for the container provider to publish the name which uniquely identifies the deployed MDB in the JNDI naming context under java:comp/uniqueMDBName

Minor editorial changes

[See Interceptors](#)

Described common rules for exception in section [See Exception Handling](#)

Minor editorial changes

[See Support for Transactions](#)

Split section “8.6.2 Container-Managed Transaction Demarcation for Session Beans” into [See Container-Managed Transaction Demarcation for Session Beans](#) and [See Container-Managed Transaction Demarcation for Business Methods](#) to allow easier references from the Optional document

Split section “8.6.3 Container-Managed Transaction Demarcation for Message-Driven Beans” into [See Container-Managed Transaction Demarcation for Message-Driven Beans](#) and [See Container-Managed Transaction Demarcation for Message Listener Methods](#) to follow layout of the corresponding sections for session beans

Added a footnote that component contract and client view of entity beans are described in the EJB Optional Features document [See EJB 3.2](#)

[See Exception Handling](#)

Minor editorial changes

[See Support for Distributed Interoperability](#)

Restored references to entity beans where separating the rules added an unnecessary complexity. Added footnotes that component contract and client view of entity beans are described in the EJB Optional Features document.

[See Enterprise Bean Environment](#)

Restored references to entity beans as separating the rules added an unnecessary complexity. Added footnotes that component contract and client view of entity beans are described in the EJB Optional Features document.

[See Security Management](#)

Restored references to entity beans as separating the rules added an unnecessary complexity. Added footnotes that component contract and client view of entity beans are described in the EJB Optional Features document.

[See Timer Service](#)

Updated the rule: Removed restriction that timers returned by `getAllTimers` method can be cancelled only by the owning bean.

Removed restrictions on `javax.ejb.Timer` and `javax.ejb.TimerHandle` references to be used only inside a bean.

[See Deployment Descriptor](#)

Updated XML Schema definition to the latest version

Added a note that `concurrency-management-type Container` may be specified for stateful session beans, but doing so has no impact on the semantics of concurrency management for such beans.

[See Runtime Environment](#)

Minor editorial changes

[See Compatibility and Migration](#)

Noted that entity bean components and JAX-RPC based web services endpoints are excluded from required support for existing applications

[See Embeddable Usage](#)

Added that `EJBContainer` class implements the `java.lang.AutoCloseable` interface

A.6. Public Draft

Reworded the rule in section [See Session Bean's Business Interface](#) on when all business interfaces must be explicitly designated as such

Minor editorial changes after experts review

A.7. Proposed Final Draft

Minor editorial changes

Updated rules for the `activationConfig` properties to reflect changes to the JMS specification. Removed section “Durable Subscription Name in Clustered Deployment”

Moved chapter “Specification of Interceptors in the Deployment Descriptor” from the Interceptors specification back to this document

Added that *PostActivate* , and *PrePassivate* lifecycle callback methods follow requirements for the lifecycle callback interceptor methods defined in the Interceptors specification

Noted the a message-driven bean class may declare a constructor using `Inject` annotation in addition to a no-arg constructor, if it is a CDI-enabled bean

Added `AroundConstruct` to the list of supported lifecycle callback methods.

Added references to the Interceptors specification for bean instance creation rules if `AroundConstruct` callback is declared on the associated interceptor class

Added *around-construct* interceptor type to the list of deployment descriptor elements used to specify the interceptor methods of an interceptor class

Replaced `newInstance()` with a bean constructor to allow for Inject constructor use cases

Updated to the final versions of the related documents

Removed explicit 3.2 version where it is not needed

New: Defined EJB API Groups.

Renamed Subsection “EJB Lite” to [See EJB Lite and Other EJB API Groups](#).

Replaced table “Required contents of EJB Lite and Full EJB API” with “EJB API Groups”

Added section [See Support for Other EJB API Groups in an EJB Lite Container](#).

Added section [See Integration with Other Technologies](#)

Updated related Embeddable Container requirements ([See Runtime Environment](#)) to not require `.war` file support

Updated XML Schema definition to the latest version

Added section on relationship to the JAX-RS Specification

New: Added Container provided security role named “***” to indicate any authenticated caller independent of the actual role name

Adjusted section [See Simple Environment Entries](#), and fixed the list of the naming context that the container must implement to be consistent with the Java EE Platform specification

Added lookup-name to a deployment descriptor override rules for a *Resource* annotation

Replaced description of the resource-ref and the resource-env-ref elements with the references to the Java EE Platform specification

Updated section [See JMS API Requirements](#) to reflect the latest requirements in the JMS specification

Updated sections [See JTA API Requirements](#) and [See JDBC™ API Requirements](#) to match the latest versions of the corresponding specification

Replaced footnote in section [See Disabling Passivation of Stateful Session Beans](#) with a text note on failover of stateful session beans and use of passivation

New: Added message-driven bean with a no-methods listener interface

Updated "What is New in This Release"

A.8. Final Release Candidate

Editorial changes

Specified that the unqualified bean class name can be used as the value in the method-name element to bind constructor-level interceptors

Simplified requirements for definition of a security role using the ejb deployment descriptor

Restricted use of JTA transactional interceptors with EJBs

Aligned environment entries requirements with the Java EE Platform specification

Noted that if a transaction had been marked for rollback, the value of the application exception rollback element has no effect

Updated "What is New in This Release"

Updated XML Schema definition to the latest version

Clarified that no-interface view and no-methods interface message listener methods are non-static public methods

Removed restriction on final modifier for methods which are not exposed through a no-interface view or are not message listener methods with a no-methods interface

A.9. Final Release

Finalized the rule on the final modifier for methods of a session bean with a no-interface view and message-driven beans with a no-methods listener interface